



2024

Budget Report

01

Community Profile

02

Welcome

- 7 Mayor's Message
- 8 CAO's Message
- 9 Treasurer's Message
- 10 Organization Profile

03

Budget Overview & Financial Health

- 13 What Is A Municipal Budget?
- 16 Consolidated Budget
- 21 Service Level Impacts
- 30 Assessment Overview
- 31 Capital Budget Overview

04

Council & Committees

05

Administration

- 49 Corporate Allocations

06

Ontario Provincial Police

07

Corporate Services

- 59 Finance
- 65 Clerks
 - 72 By-Law Enforcement
- 74 Information Technology
- 86 Human Resources
- 92 Communications

08

Community Services

- 98 Orangeville Fire
- 112 Orangeville Public Library
 - 122 Crossing Guards
- 126 Economic Development & Culture
- 133 Facilities & Parks
- 182 Recreation & Events

09

Infrastructure Services

- 193 Planning
- 201 Capital Works
- 203 Public Works, Environmental Compliance & Sustainability
 - 244 Cemetery
 - 248 Water
 - 273 Wastewater
- 283 Transportation & Development
- 289 Building

10

Debt Overview

11

Reserves Overview



01 Community Profile



Where we live

More than 31,000 people call Orangeville home, with the average age just under 40. The Town values its small-town charm and heritage while embracing a future that is dynamic, progressive and innovative. Statistics Canada reports 8,570 families (2021), with 51 percent of the population having post-secondary education. Orangeville is a youthful community, with a median age of 39 years, well below the provincial median age of 42 years. In 2021, 28 percent of the resident population was between the ages of 25 and 44 years, slightly higher than the provincial average.

The Strategic Plan for the community was updated in 2023. Community consultations offered local stakeholders the opportunity to share experiences, knowledge, and aspirations. As a result of the process, a series of foundational statements, strategic goals, objectives, and actions were established. At our core, the Town's budget is guided by our four (4) strategic goals: Corporate Capacity; Future-Readiness; Community Vitality; and Economic Resilience.

Over the past few years, Orangeville has experienced slow and steady growth due to our strong mix of location, community amenities, attractive and unique housing, and a state-of-the-art regional health care facility. The Town is carefully planning growth to provide and preserve a welcoming environment for residents, businesses and visitors.

The engine of Dufferin County's economic growth, Orangeville is a hub for business and industry, situating them within 30 minutes from Ontario's major 400 series highways. With access to a regional trade area of close to 100,000 people as well as a highly skilled

workforce, Orangeville puts businesses and industries within easy reach of one of the world's largest consumer and industrial markets.

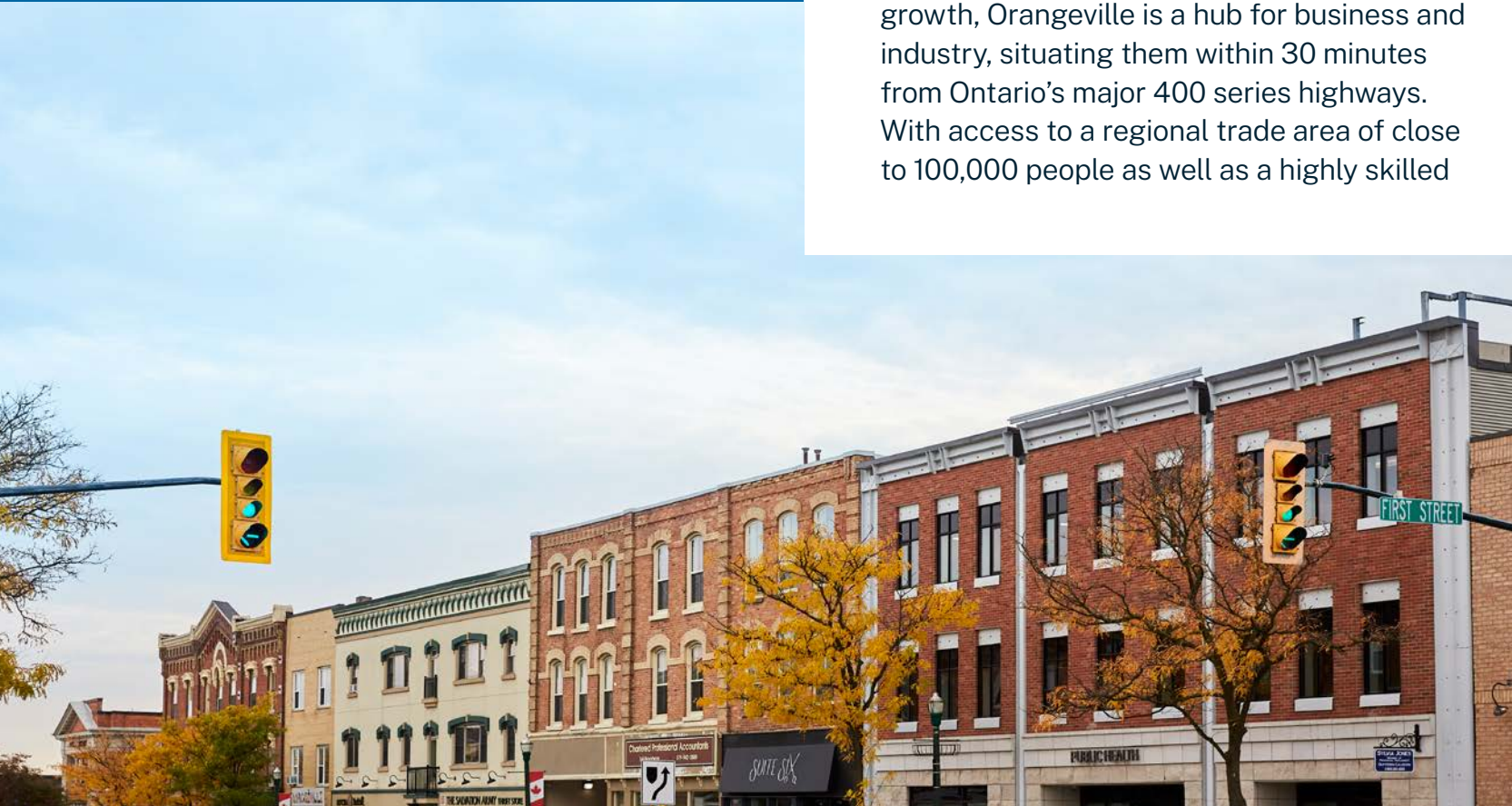
Businesses invest and grow in our community because of its convenient location, the lifestyle the area affords, a skilled workforce, and competitive business operating costs. We have a strong, diversified business community and our business park is home to multi-national manufacturing operations and successful small business operations. Orangeville is also a regional centre for commercial and service activity. The Town offers a variety of shopping and dining experiences from both independently-owned small businesses and nationally-recognized retailers and restaurants.

In terms of social programming, the Town offers library services at two (2) public library branches, as well as a wide range of recreational programming at Alder Recreation Centre, Tony Rose Memorial Sports Centre, and outdoor sports fields across the municipality. The Parks and Recreation Strategic Plan demonstrates a commitment to continued investment in community services. Sports opportunities abound and the Town maintains over twenty (20) kilometres of high quality hiking trails, including the perimeter trail around Island Lake. In addition over thirty (30) parks

draw people into the natural environment. Fall colours appear a little earlier here, sap runs sweet in the spring, and outdoor pursuits are available throughout the year. Combine that with an active arts and culture scene and you've got an enviable place to live.

Broadway, Orangeville's award-winning main street, is an inviting destination. Beautifully maintained historic buildings house charming one-of-a-kind shops, cafes and dining establishments. The surface of the street was refreshed in 2023. From street medians that tell the story of the Town's evolution to unique public art displays that depict our stories and people, Orangeville's outdoor art gallery celebrates the Town's natural environment and its creative community.

The Town is surrounded by protected countryside as part of Ontario's Greenbelt. The Town's Official Plan identifies key areas of importance, including maintaining Orangeville's quality of life, protecting heritage, cultural and natural environments, and maintaining natural and historic character. Land use planning looks to create positive environmental, social and economic development outcomes.



Population of
+31,000

51%
of the population with
post-secondary education

28%
residents between
25-44 years of age

Moving forward

As the largest urban centre in Dufferin County, Orangeville's population continues to grow. Future growth is expected to be accommodated through a variety of housing types and development within existing built-up areas.

The Province's 'Place to Grow' Growth Plan projects the number of residents for the whole of Dufferin County to increase by almost 40 percent over the next 30 years, from approximately 68,000 (2021) to 95,000 residents by 2051.

The enhanced health and well-being of Orangeville's residents is at the core of our guiding principles and vision of a sustainable, safe, and diverse community that is friendly and open to new people and innovative opportunities. The Town takes a holistic approach towards building its future, integrating the environmental, economic, social, and cultural pillars of sustainability. Decisions are viewed through a lens that is committed to support the well-being, vibrancy and sustainable growth of our community by delivering fiscally responsible municipal services.

Orangeville's perfect combination of location, lifestyle and opportunity makes it a great place to live and do business. Our historic community is set in the picturesque Headwaters region, one of the most scenic areas in southern Ontario. Both residents and businesses appreciate the diverse landscape and the community's varied selection of amenities and activities.



Here to serve

Service delivery to the community and fulfillment of our strategic priorities are the responsibility of three (3) major municipal departments (with divisions):

Community Services (Library, Fire, Facilities & Parks, Recreation & Events, and Economic Development & Culture); Corporate Services (Clerk's office including By-law Enforcement, Finance, Human Resources, Communications, and Information Technology); and Infrastructure Services (Transportation & development, Public Works including Water, Wastewater and Cemetery, Capital Works, Planning, and Building).

This service delivery model has resulted in efficiencies between service areas and enables staff to address common issues and develop shared plans for the future, while ensuring taxpayer accountability and effective citizen engagement.

We would like to acknowledge the treaty lands and territory of the Williams Treaty Nations and the Mississaugas of the Credit First Nation. We also recognize that Dufferin County is the traditional territory of the Wendat and the Haudenosaunee, and is home to many Indigenous people today.

For assistance or service, reach out to us at **519-941-0440** or **info@orangeville.ca**.



02 Welcome

IN THIS CHAPTER

- 7 Mayor's Message
- 8 CAO's Message
- 9 Treasurer's Message
- 10 Organization Profile



Message from our Mayor

Dear Residents and Visitors,

I am pleased to present you with the Town of Orangeville's 2024 budget, which addresses the pressing issues we are facing as a municipality and outlines a path forward that emphasizes our commitment to supporting the well-being, vibrancy, and sustainable growth of our community by delivering fiscally responsible municipal services, as outlined in our mission statement.

In response to the prevailing inflationary pressures, this year's budget necessitated a 4.5% increase. It is crucial to acknowledge that this adjustment was made with careful consideration to the hardships many of our residents are enduring. We understand the strain on your finances and remain steadfast in our commitment to mitigating the impact of large tax increases, recognizing the importance of fiscal responsibility during these challenging times.

Our focus this year goes beyond merely responding to immediate needs; it involves building a sustainable strategy that positions our community for long-term success. In recognizing the aging infrastructure that underpins our town, we have allocated resources to address critical shortfalls, ensuring that we are not only meeting the current needs, but also planning for a future that is resilient and thriving.

As we move forward together, your Town of Orangeville Council will be advocating for changes to the current fiscal framework at both the federal and provincial levels. Our municipality's needs, particularly with regards to the aging infrastructure, must be prioritized and we will need the support of our partners at all levels of government to close the gap and address future growth requirements; securing this support remains a priority on our advocacy plan.

This year's budget includes some exciting and necessary capital projects including, but not limited to upgrades to Rotary Park and continued implementation of the Trails Master Plan as well as the replacement of all water meters in town to an upgraded system. The budget also includes significant investment in our roads including the reconstruction of Victoria, Ontario and Cardwell streets and an increase in funding to address sidewalk repairs. Water and wastewater infrastructure remains a critical area of focus and as such, upgrades to that area are also included in this budget.

In 2023, we prioritized community engagement with the introduction of quarterly Town Hall Forums, and I am pleased to say that due to the overwhelming success of the program, these important events will continue into 2024. We will also continue to strengthen and enhance our Community Engagement Process to unlock more innovative opportunities for you to participate, ensuring that your voices are reflected in the decision-making process as we continue to plan for our future.

We continue to navigate the challenges of growth and we remain steadfast in our commitment to managing it responsibly. By doing so, we ensure that the growth that is happening both within our boundaries and the growth of our nearby neighbours, contributes positively to our community rather than having the growth manage us. Our goal is to enhance the community for everyone and finding new ways to partner with our neighbours is a key part of this success.

Thank you for entrusting us with the responsibility to serve you. Council for the Town of Orangeville looks forward to another year of collaboration, resilience, and progress.



Mayor Lisa Post



Our values

Professional

Holistic

Open

Inclusive

Empowering

Message from our Chief Administrative Officer

On behalf of the Town of Orangeville's staff team, I'm pleased to present the 2024 financial plan and budget; they represent the culmination of many hours of thoughtful effort to realize the priorities of Council for the benefit of the community.

Residents and businesses in our community choose to live and work here. Orangeville is fortunate in so many ways - our location, history, and opportunities bode well for continuing to be a community of choice. We're fortunate to call Orangeville home. But, like every other community in Ontario, we also have significant challenges.

Growth in our community is slowing down, as is housing growth in many parts of Ontario, which puts additional pressure on the existing tax base. Creating and maintaining a thriving community like Orangeville requires both initial investments and ongoing funding normally supported through growth.

During a period of near record inflation, despite low assessment growth, tax levy increases have remained low: only 2% on average over each of the past five years, and well below consumer inflation levels. That means cost increases need to be absorbed by existing funding.

And the price increases for many of the things the municipality buys (like asphalt, for example) have been even higher than inflation rates; the Construction Price Index has been at a significantly higher rate of inflation than the Consumer Price Index and is a more accurate indicator of the financial challenges municipalities face.

Over time, like most municipalities, we've created a cumulative gap by setting the tax levy increase lower than the rate of inflation. That gap is especially prevalent when it comes to local infrastructure.

According to the Federation of Canadian Municipalities, 8 cents of every tax dollar in Canada goes to local government. The other 92 cents goes to the provincial and federal governments, yet most of the aging infrastructure in our country belongs to municipalities. As provincial and federal responsibilities are increasingly downloaded to local municipalities these costs must be absorbed through the tax levy.

One of the ways we've begun to tackle that gap and recalibrate the budget in 2024 is through savings from the OPP contract. The decision to switch to the OPP policing model has paid off in dividends. Almost \$4 million is being redirected annually - beginning this year - to much needed infrastructure projects. This means the budget can wean off of unsustainable, one-time funding sources.

Municipal staff are proud of our role, our organization, and the community we serve. We will continue to explore funding opportunities so that we can keep providing residents with safe and needed municipal services at a reasonable price. And we will continue to enhance our public service experience.

In 2023, the Town conducted an organizational review. The recommendations from that process call for establishing service levels for many of the things we do to serve the community. We're starting the work on implementing those recommendations this year which will, once complete, give community members a clear understanding of what to expect from their municipal government.

We look forward to working with you - our community organizations, businesses, and residents - to make Orangeville an even better place to live and work.



David Smith
CHIEF
ADMINISTRATIVE
OFFICER





Message from our Treasurer

The process of assembling a consolidated multi-year budget requires significant effort, co-ordination, and collaboration across the organization. Through effective teamwork, across departments and within the Budget/ Finance team, it gives me immense pleasure to introduce you to **Budget 2024!**

This budget was built using best practices in municipal budgeting with guiding principles and integrated long-term financial planning.

The seven (7) core guiding principles referenced by staff in building Budget 2024 included: Openness and Transparency, Public Engagement, Fiscal/Asset Management; Inflationary Pressures; Property-Tax vs. Rate Based Balance; Growth Pays for Growth; and Modernization/Efficiency.

Integrated long-term financial planning in Orangeville continues to mature and evolve with an increasingly more sophisticated ability to model our financial performance into the future allowing for efficient and effective allocation of public funding.

As this budget was being finalized in November 2023, Canadian inflation is starting to cool. Notwithstanding the decreasing inflation rate, labour shortages and global supply chain disruptions continue to cause project bottlenecks, driving delays and cost overruns. Municipalities across the province are grappling with crippling cost pressures and limited revenue generating tools, while meeting the current service levels expectations of their communities.

Although the overriding principle of building an annual budget is to execute the initiatives as identified in the Strategic Plan, there are also base everyday service obligations that the Town must continue to deliver. These base obligations come from inflationary pressures for compensation, contractual commitments, insurance, facility and fleet maintenance requirements, and debenture payments.

The Town also needs to consider its funding strategy to maintain and replace aging infrastructure assets. As infrastructure ages, funds must be committed for proper maintenance, repair, and replacement. The most reliable source of funding for maintenance and replacement of the “core services” managed by the Town is the annual transfer to capital reserves, collected through the annual levy. Continuation of these levies with inflationary considerations will ensure an optimal level is achieved in the future, as the Town strives for a sustainable capital investment level in support of a more holistic culture of asset management.

Growth is also a significant cost pressure, that if managed effectively should be recoverable from the growth revenues, resulting in minimal impact on taxes or rates. Having said that, new provincial housing legislation could jeopardize the ability for growth-related revenues from development charges and parkland fees to fund growth related infrastructure investments. The 2024 Budget includes a review of the Town’s Development Charges to ensure that growth is funding growth in a responsible manner. Staff will also need to continue providing strategic

guidance to elected officials to ensure growth is undertaken with sustainability in mind.

Given the volatility of the current market conditions, it is increasingly difficult to project operating and capital costs over the long-term horizon. This underscores the criticality of a long-term financial planning framework founded on responsible debt management, reserve fund management and strategic investments. Staff will take initial steps to build a more robust long-term financial strategy in 2024. That said, the Town has a strong tax base, modest growth, reasonable reserve funds, well-maintained investment portfolios, and manageable debt servicing costs.

Budget 2024 is a responsible financial plan for the Town for the upcoming fiscal year. Through the collaborative efforts of staff and Council, this budget will enable the community to continue our collective journey towards fulfillment of Orangeville’s strategic goals.



Patrick Kelly
TREASURER

Mayor & Council



David Smith
CHIEF ADMINISTRATIVE OFFICER



OUR VISION

Orangeville is a sustainable, safe, and diverse community that is friendly and open to new people and innovative opportunities.



03

Budget Overview & Financial Health

IN THIS CHAPTER

- 13 What Is A Municipal Budget?
- 16 Consolidated Budget
- 21 Service Level Impacts
- 31 Assessment Overview
- 32 Capital Budget Overview

Budget Overview & Financial Health

Welcome to Budget 2024! A budget is the blueprint that outlines how municipal funds are collected and allocated. To build a balanced budget in any year requires balancing of strategic priorities, fiscal prudence, and value for money for the taxpayers. To build a balanced budget during a period of economic instability requires resiliency.

The proposed 2024 budget maintains all existing levels of service, provides for responsible growth in service levels through staffing and non-staffing initiatives, and is designed to improve corporate capacity and future readiness. It also accounts for inflationary impacts on municipal operations amid minimal assessment growth. Once again, the province has postponed municipal property assessments originally scheduled for January 1, 2021. Property valuations will continue to be based on 2016 values, and most will have an identical assessment as they did in 2020.

Finally, the 2024 budget represents Year 1 of the new contract pricing model with the Ontario Provincial Police (OPP), which will generate annual savings of approximately \$4 million. These anticipated savings have provided an opportunity for the Town to recalibrate existing funding and cost structures within the budget that were previously deployed to keep levy increases within or below inflation. This “right-sizing” of the budget will position the Town well for future operating and capital program needs.

Geo-Political Crisis

While the impacts of the global pandemic are becoming less impactful on municipal operations, numerous conflicts throughout the world continue to weigh heavily on markets and confidence. The continuing geo-political crisis is increasing risk in the economy, leading to continued increases in commodity prices, and less than optimal projections within the global economic outlook.

The municipal finance space is not immune to the economic conditions being experienced by the private sector and consumer space. Supply chain disruptions have been a major contributor driving bid prices on capital projects well above budget estimates in recent years.

Given the volatility of the market inflation, it is not possible to ascertain or pinpoint the exact nature of the medium and long term impact of inflation on the Town of Orangeville budget and economic outlook.

Legislative Matters

Various forms of legislation have been introduced at the Provincial level in recent years, with a focus on the provincial government’s stated goal of having 1.5 million homes built over the next 10 years. Their target in doing so has been focused on reducing bureaucratic costs (“red tape”) and delays in construction.

While the Province’s goal to resolve the housing crisis in the next decade is ambitious and necessary, it could potentially have long term financial consequences on municipalities. Staff clearly recognize that any exemptions to Development Charges (DCs) will reduce the Town’s capability to ensure that growth-pays-for-growth. These fees collected on new development are the primary funding source for critical infrastructure needed to service growth within the municipality. Reducing DCs and other cost recovery tools has been proven to not translate to lower housing prices or increased housing supply.

Reducing DCs does nothing to decrease the cost of growth-related infrastructure, it merely transfers the cost to existing homeowners, creating a disincentive for residents to support new housing. It is too early to gauge the final outcomes of this new legislative framework on the Town of Orangeville. Having said that, staff will continue to monitor and support Council in advocating for sustainable development funding mechanisms.



What Is A Municipal Budget?

A budget is a financial plan. It can be defined as an estimate of costs, revenues and resources over a specified period. The combination of these inputs reflects a forecast of future financial conditions, based upon a set of underlying assumptions. A budget is a tool for management and serves as a:

- 1 plan of action for achieving program objectives and the financial commitments to meet those objectives
- 2 statement of priorities
- 3 standard for measuring performance
- 4 reflects funding policies
- 5 device for coping with foreseeable adverse situations

Key Legislative Frameworks Governing Municipal Budget Process

MUNICIPAL ACT:

There are several provisions in the Municipal Act related to budgeting in Ontario. The Act requires an annual budget and allows for “multi-year” budgets:

- **Section 290 of the Act sets out certain budget provisions for lower tier municipalities**
- **Section 291 of the Act allows (but does not mandate) multi-year budgets of two to five years**
- **Section 293 of the Act sets out regulations for Reserves and Reserve Funds**
- **Part XIII of the Act sets criteria or Debt and Investments**

ONTARIO REGULATION:

Ontario Regulation 284/09, Budget Matters Expenses states that the municipal budget does not have to cover some “non-cash” expenses such as:

- **Amortization**
- **Post-employment benefits**
- **Solid waste landfill closure and post-closure liabilities**

Ontario Regulation 588/17 sets out the timing and legislative requirements for long-term asset management planning, including level of service frameworks and climate change adaptation.

Ontario Regulation 453/07 sets out specific financial planning requirements under the Safe Drinking Water Act (SDWA).

Ontario Regulation 588/17 sets out Timing, details, policies for long term asset management planning including climate change adaption.



Difference Between Base Budget and Proposed Budget

Base Budget is the approved budget from previous fiscal period/year.

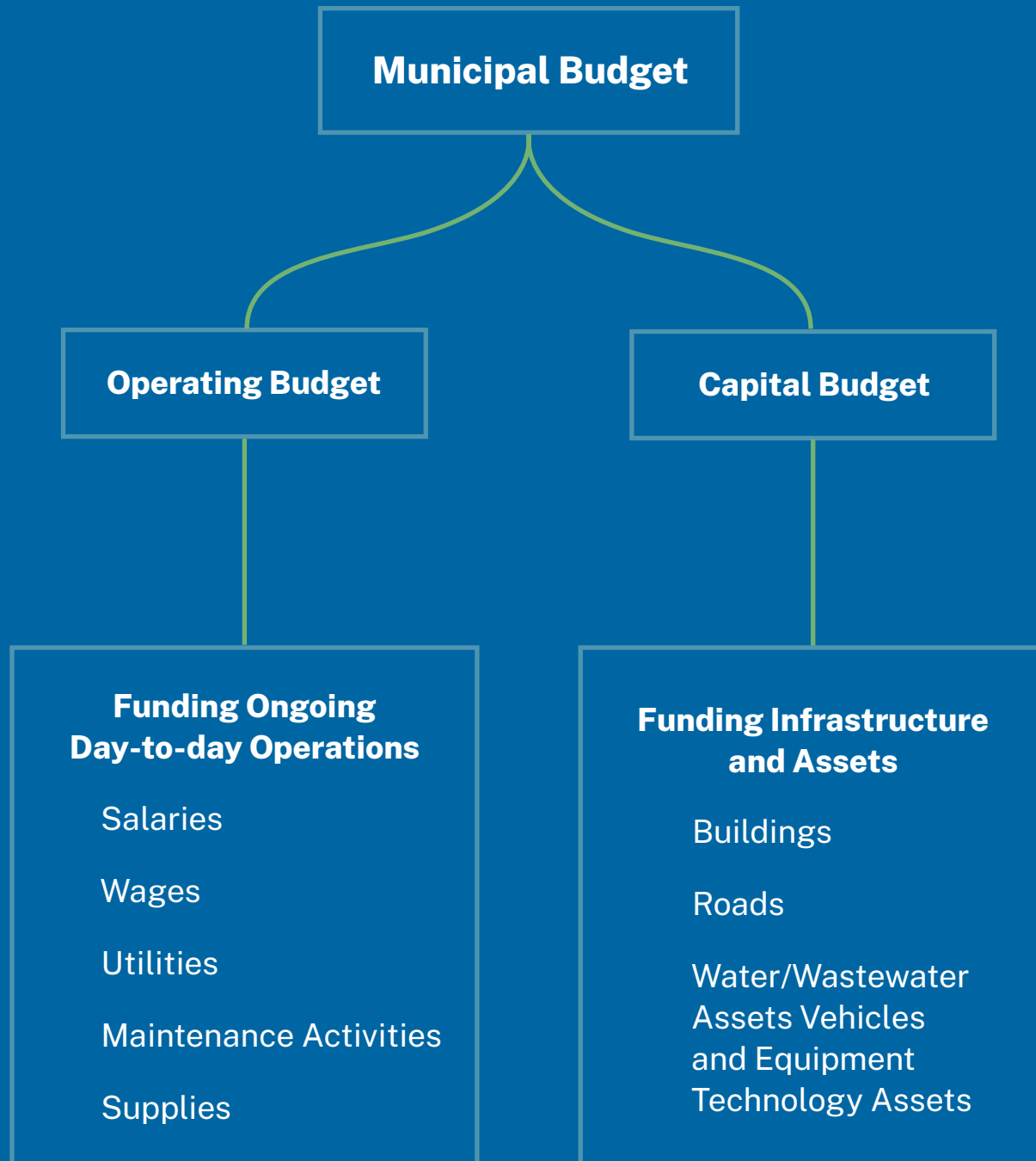
Proposed Budget is the base budget factoring in the following impacts:

- **Reallocations:** reallocating funds from one area to another resulting in net neutral adjustments
- **One-time items**
- **One-time reversal:** any budgetary request that are one time request gets reversed out in the subsequent year so that it is not part of the base budget
- **Previously endorsed:** any items that are already endorsed or approved by Council leading up to the budget process
- **Inflationary impacts:** are driven by market forces. It includes inflationary year over year adjustments for:
 - Cost of living adjustment (COLA) for salaries
 - Benefits

- Insurance
- Fuel
- Overhead cost **Service Level**
- **Impact (SLC):** can be both positive and negative dollar values. It does not mean “**change in service**”. SLCs are internal and external changes that impacts from a financial perspective. The following is not an exhaustive list, however, provides a handful of examples:
 - Change in contract value
 - Change in FTE level
 - Change in transfer payments
 - New revenue/expense line item
- **Operating Impact from Capital projects:** New costs that are borne out of the acquisition of new capital assets. These are generally maintenance related operational costs



Classification of Budget



The Budget Challenge

$$\text{Expenses} - \text{Non-Tax Revenues} = \text{The Property Tax Levy}$$

Non-Tax Revenues (Operations)

- User fees
- Licenses and Permits
- Fines and Penalties
- Donations
- Operating Transfer Payments

Non-Tax Revenues (Capital)

- Development Charges
- Reserves
- Debt
- CCBF
- Conditional Grants
- Proceeds from sales of Capital Assets

Rationalize expenses to meet the desired service levels and strategic priorities of the community

Maximize and balance the use of non-tax revenues, while still maintaining a financially solvent organization

Achieve a property tax levy that funds the balance of the organization's expenses while keeping property taxes at a level that ensures growth, prosperity, and community investment

The Mission of the Budget Process

The overall mission of the budget process is to help decision makers make informed choices for the provision of services and capital investments, while promoting stakeholder participation in the decision-making process. The budget process should begin with a set of guiding principles and training to assist staff in developing budget projections that align with strategic priorities set by Council. Effective budgeting incorporates both political and administrative aspects, while meeting the responsibility to report and account for the provision of services and use of municipal resources.



Budget Process in Orangeville

Annual Budget process involves three key stages:

Stage 1: Planning



This is the stage where Council provides strategic guidance on expectations for the forthcoming budget.

*Base budget is the approved budget from previous year

Stage 2: Co-ordination



This is the stage where budget is inputted at the division level, keeping in focus two key components:

- Continuous delivery and improvement of current service level
- Financial capacity of the Town to deliver services and meet contractual commitments while planning for the future

Stage 3: Control



This is the final stage where the budget document goes through check points or “control points” to ensure:

- Operational planning focuses on resourcing actions both in the short and long term
- Economic, social, political, and environmental costs and benefits are incorporated
- Leading documents such as the strategic plan, asset management plan guidelines are incorporated

“The budget is a communication tool.”

Consolidated Budget

2024 Budget

While more detailed schedules for operating and capital budgets are provided at the divisional level, the **Consolidated Budget Impact (CBI)** section aims to provide a more aggregate overview.

The 2024 budget was prepared on the premise that the Town will deliver the same level and quality of services approved in the 2023 operating budget, with minor service level changes and a recalibration of existing funding and cost structures. The net levy requirement is **\$41.9M**, which will be funded by 0.50% assessment growth and a **4.50% levy increase**. The Town deploys a multi-year budget forecast, which projects the consolidated budget impact (CBI) over a 5-year term. The CBI Table 1.0 shows the comparison between the 2024-2028 projected levy adjustments.

CBI Table 1.0

	2024	2025	2026	2027	2028
Multi-Year Levy Requirement Net of Growth	4.50%	4.16%	4.27%	4.22%	3.62%

At the time of tabling the proposed budget, the Canadian CPI was sitting at **3.1%** (October 2023). That said, most municipal expenditures do not correlate well with Total CPI measurements. For example, construction materials for facilities and asphalt prices for road repairs and reconstruction activities trend well above the Total CPI measure.

Historically, the Town has deployed a variety of non-sustainable funding options to generate levy adjustments at or below inflation, as referenced in Chart 1.0.

Assumptions

The projected levy adjustment was achieved based upon the following key assumptions:

- Reduction in OPP billing as 3-year transition period has ended. Savings of approximately \$4.0M were generated through shift to standard billing model
- Stable, reliable and predictable funding via the Canada Community Building Fund (CCBF) and Ontario Community Infrastructure Fund (OCIF). Funding may be impacted by current economic conditions
- Market adjustments to insurance and commodity pricing (fuel, hydro, natural gas)
- Modest assessment growth projected at 0.5%, generating \$199,510 in additional funding.

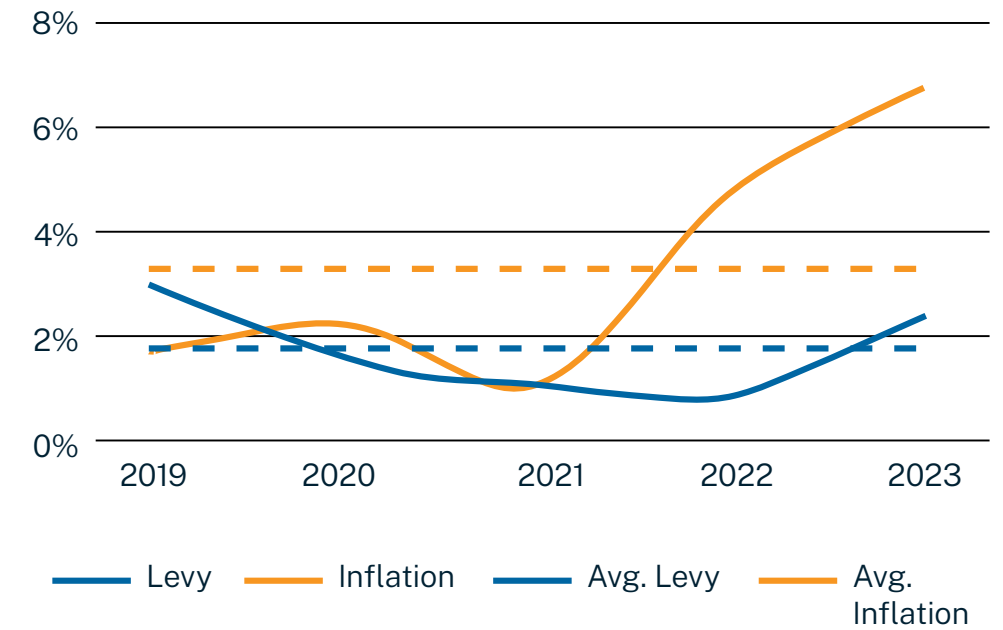
Recalibration

The projected levy adjustment has also enabled the Town to recalibrate some previous budget decisions that had relied upon non-sustainable revenue streams.

- Eliminated the utilization of rate stabilization reserve funds
- Reduction in the reliance upon investment income returns to balance operating costs (money market investment returns and ORDC funds)

The budget also reflects a continued focus on effective asset management planning and Council support of long-term sustainable financial planning with much needed adjustments to levy-funded capital funding.

Levy vs Inflation Trend



Throughout 2023, budget/finance staff and representatives from each department and division have worked diligently, managing to bring in a balanced budget with a proposed **levy increase of 4.50%** or \$1,793,967 for Council’s consideration. To be clear, municipal costs have escalated significantly in recent years. Maintaining and growing service levels with a levy adjustment at this level would not have been possible without the savings generated through the updated OPP contract.

The following two tables, **CBI Table 2.0**, and **CBI Table 3.0**, capture the five-year budget forecast at an organizational and departmental level respectively. Please note that Building, Water and Wastewater divisions are not funded by Tax levy as these are fully user fee supported operations. As such, these three divisions have no impact on the tax levy.

The projected change request impacts is **\$3.79M** in 2024. Detailed breakdown of reallocations, one-time items, inflationary impacts, service level impacts, and operating impact of capital are provided under the **Key Service Level Impact** section of this document.

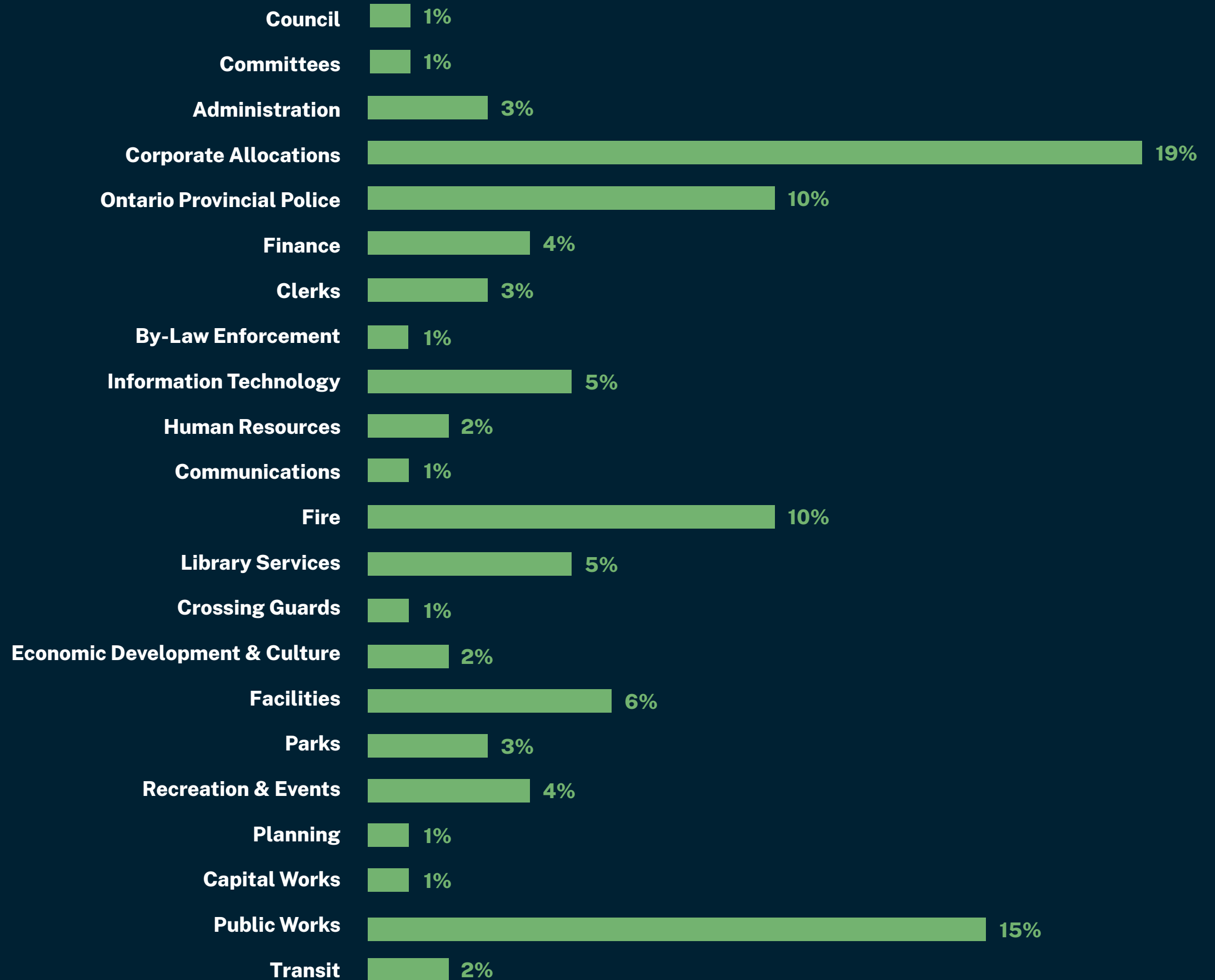


Consolidated Budget - Table 2.0

	2023 Approved Budget	2024 Proposed Budget	2024 \$ Change	2024 % Change	2025 Proposed Budget	2025 % Change	2026 Proposed Budget	2026 % Change	2027 Proposed Budget	2027 % Change	2028 Proposed Budget	2028 % Change
Revenues	(11,277,508)	(11,108,228)	169,280	(1.50%)	(9,807,302)	(11.71%)	(9,926,549)	1.22%	(10,052,800)	1.27%	(10,167,282)	1.14%
Expenses	47,344,318	45,554,476	(1,789,842)	(3.78%)	47,731,815	4.78%	49,198,554	3.07%	50,011,339	1.65%	52,048,915	4.07%
Net Operating	36,066,810	34,446,248	(1,620,562)	(4.49%)	37,924,513	10.10%	39,272,005	3.55%	39,958,539	1.75%	41,881,633	4.81%
Net Transfers to/from Reserves	961,027	3,896,147	2,935,120	305.41%	2,273,207	(41.65%)	2,950,080	29.78%	4,316,801	46.33%	4,334,865	0.42%
Transfers to Capital Budget	2,874,081	3,553,000	678,919	23.62%	3,648,326	2.68%	3,716,200	1.86%	3,830,100	3.06%	3,872,513	1.11%
Net Transfers from Operating	3,835,108	7,449,147	3,614,039	94.24%	5,921,533	(20.51%)	6,666,280	12.58%	8,146,901	22.21%	8,207,378	0.74%
Net Levy Requirement	39,901,918	41,895,395	1,993,477	5.00%	43,846,046	4.66%	45,938,285	4.77%	48,105,440	4.72%	50,089,011	4.12%
Projected Growth		199,510	199,510	0.50%	209,477	0.50%	219,230	0.50%	229,691	0.50%	240,527	0.50%
Levy Requirement Net Assessment Growth		41,695,885	1,793,967	4.50%	43,636,569	4.16%	45,719,055	4.27%	47,875,749	4.22%	49,848,484	3.62%



2024 Pre-Growth Levy Requirements by Division



CBI – Table 3.0

	2023 Approved Budget	2024 Proposed Budget	2024 \$ Change	2024 % Change	2025 Proposed Budget	2025 % Change	2026 Proposed Budget	2026 % Change	2027 Proposed Budget	2027 % Change	2028 Proposed Budget	2028 % Change
Council	391,210	398,144	6,934	1.77%	409,027	2.73%	428,234	4.70%	435,600	1.72%	443,925	1.91%
Committees	215,538	213,421	(2,117)	(0.98%)	214,117	0.33%	207,082	(3.29%)	206,753	(0.16%)	208,953	1.06%
Administration	428,388	1,340,775	912,387	212.98%	1,376,270	2.65%	1,413,764	2.72%	1,451,343	2.66%	1,490,988	2.73%
Corporate Allocations	3,927,513	7,771,788	3,844,275	97.88%	7,965,081	2.49%	8,888,876	11.60%	9,799,035	10.24%	10,540,149	7.56%
Ontario Provincial Police	8,378,497	4,378,544	(3,999,953)	(47.74%)	5,235,737	19.58%	5,392,809	3.00%	5,554,593	3.00%	5,721,231	3.00%
Corporate Services												
Finance	1,578,556	1,870,947	292,391	18.52%	1,928,509	3.08%	1,976,169	2.47%	2,034,553	2.95%	2,098,601	3.15%
Clerks	938,348	968,581	30,233	3.22%	998,392	3.08%	1,026,747	2.84%	1,060,167	3.25%	1,083,542	2.20%
By-Law Enforcement	447,654	414,996	(32,658)	(7.30%)	429,769	3.56%	452,507	5.29%	486,142	7.43%	502,836	3.43%
Information Technology	1,692,549	1,963,616	271,067	16.02%	2,028,648	3.31%	2,082,863	2.67%	2,184,453	4.88%	2,275,063	4.15%
Human Resources	890,560	884,382	(6,178)	(0.69%)	906,989	2.56%	925,652	2.06%	948,554	2.47%	968,470	2.10%
Community Services												
Fire	4,370,876	4,388,343	17,467	0.40%	4,645,149	5.85%	4,881,457	5.09%	5,065,541	3.77%	5,214,544	2.94%
Library Services	2,112,257	2,195,216	82,959	3.93%	2,281,725	3.94%	2,342,130	2.65%	2,445,072	4.40%	2,477,922	1.34%
Crossing Guards	481,024	518,746	37,722	7.84%	527,903	1.77%	541,968	2.66%	556,427	2.67%	571,298	2.67%
Economic Development & Culture	728,898	722,343	(6,555)	(0.90%)	743,318	2.90%	765,285	2.96%	787,936	2.96%	811,269	2.96%
Facilities	2,610,068	2,485,632	(124,436)	(4.77%)	2,635,191	6.02%	2,810,622	6.66%	2,996,064	6.60%	3,216,488	7.36%
Parks	1,156,138	1,377,115	220,977	19.11%	1,412,487	2.57%	1,452,754	2.85%	1,510,261	3.96%	1,617,380	7.09%
Recreation & Events	1,432,900	1,445,816	12,916	0.90%	1,532,100	5.97%	1,607,656	4.93%	1,685,327	4.83%	1,761,463	4.52%
Infrastructure Services												
Planning	576,116	593,860	17,744	3.08%	611,307	2.94%	634,173	3.74%	657,575	3.69%	682,468	3.79%
Capital Works	415,719	571,982	156,263	37.59%	587,993	2.80%	531,719	(9.57%)	546,330	2.75%	562,241	2.91%
Public Works	5,828,125	6,125,651	297,526	5.11%	6,252,611	2.07%	6,428,259	2.81%	6,521,155	1.45%	6,641,870	1.85%
Cemetery*	1,785		(1,785)	(100.00%)								
Water*												
Wastewater*												
Transit	836,615	819,886	(16,729)	(2.00%)	663,815	(19.04%)	678,077	2.15%	692,230	2.09%	706,700	2.09%
Building*												
Total Town of Orangeville	39,901,918	41,895,395	1,993,477	5.00%	43,846,046	4.66%	45,938,285	4.77%	48,105,440	4.72%	50,089,011	4.12%
Projected Growth**		199,510	199,510	0.50%	209,491	0.50%	219,625	0.50%	230,112	0.50%	240,917	0.50%
Levy Requirement Net Assessment Growth		41,695,885	1,793,967	4.50%	43,636,555	4.16%	45,718,660	4.27%	47,875,328	4.22%	49,848,094	3.62%

*User Fee supported Divisions

**Percentage provided by MPAC, subject to change

2024 Operating Budget by Division - Impact Columns (Town Wide)

	2023 Approved Budget	2024 One-Time Reversal	2024 Re-Allocation	2024 Inflationary Impact	2024 Previously Endorsed	2024 One-Time Items	2024 Service Level Impact	2024 Operating Capital	2024 Proposed Budget
10 Operating Fund									
100 Council	391,210	(1,200)		9,639			(1,505)		398,144
120 Committees	215,538			(827)			(1,290)		213,421
140 Administration	428,388		867,994	33,423			10,970		1,340,775
160 Clerks	938,348	(2,500)	(171,188)	57,386		(3,200)	149,735		968,581
200 Communications	462,584		(25,320)	9,207			(860)		445,611
220 Human Resources	890,560		(45,766)	22,093			17,495		884,382
240 Corporate Allocations	3,927,513	2,433,764	(12,000)	1,723,314	687,447		(988,250)		7,771,788
260 Finance	1,578,556		132,229	144,499			15,663		1,870,947
280 Information Technology	1,692,549		(52,914)	107,427			216,554		1,963,616
300 Planning	576,116		(11,593)	(2,537)			31,874		593,860
320 Economic Development & Culture	728,898	(2,395)	(33,498)	30,176	3,500		(4,338)		722,343
340 Parks	1,156,138		(50,246)	44,591	4,000		219,192	3,440	1,377,115
360 Recreation & Events	1,432,900	(18,500)	(113,293)	113,543			31,166		1,445,816
380 Facilities	2,610,068	(25,000)	(50,246)	133,505	43,729	10,000	(236,424)		2,485,632
400 Building				(16,100)		16,100			
420 By-Law Enforcement	447,654		(74,068)	30,449	12,821		(1,860)		414,996
430 Crossing Guards	481,024			15,120		4,500	18,102		518,746
440 Fire	4,370,876		(50,246)	(72,744)			140,457		4,388,343
460 Public Works	5,828,125	(430,000)	(200,735)	317,358	48,290	17,331	545,282		6,125,651
470 Capital Works	415,719	(9,150)		11,249			154,164		571,982
480 Transit	836,615		(11,593)	2,139	(16,845)		(430)	10,000	819,886
610 Cemetery	1,785			(1,785)					
620 Water		(14,700)	(42,974)	(420,325)	43,098	77,000	357,901		
630 Wastewater			(4,297)	(126,288)		60,000	70,585		
780 Library Services	2,112,257		(50,246)	39,427	6,259		87,519		2,195,216
791 Ontario Provincial Police	8,378,497			702,112		(704,697)	(3,997,368)		4,378,544
Total Town of Orangeville	39,901,918	1,930,319		2,906,051	832,299	(522,966)	(3,165,666)	13,440	41,895,395

2024 Key Service Level Impacts

Re-allocations

Tax Levy Impacts					
Division	Description	Expense/Revenue Type	FTE	2024	
1	Administration	GM and EA Corporate Services	Compensation	2.0	334,975
2	Administration	GM and EA Community Services	Compensation	2.0	334,975
3	Administration	GM and EA Infrastructure Services	Compensation	1.1	172,644
4	Administration	GM and EA Operating Expenses	Prof. Dev; Office & Admin; Equip Purchases; Outside Services		25,400
5	Bylaw	CSR Consolidation in Finance Division	Compensation	(1.0)	(85,948)
6	Bylaw	Licencing related revenue move to Clerks	Licences and Permits		47,000
7	Bylaw	Reallocation of Office expenses to Office Equipment	Office & Admin,; Equipment Purchases		-
8	Bylaw	Reallocation of Bylaw staff	Compensation Parking Enforcement		(185,237)
9	Bylaw	Reallocation of Bylaw staff	Compensation Admin		150,117
10	Clerks	GM and EA Corporate Services	Compensation	(0.4)	(73,360)
11	Clerks	CSR Consolidation in Finance Division	Compensation	(1.0)	(85,948)
12	Clerks	Licencing related revenue move to Clerks	Licences and Permits		(47,000)
13	Clerks	Reallocation of Office Expenses to Advertising	Office & Admin; PR, Promo and Events		-
14	Clerks	Reallocation of Bylaw staff	Compensation		35,120
15	Communications	GM and EA Corporate Services	Compensation	(0.2)	(31,320)
16	Communications	Reallocate Advertising and Promo	Public Relations, Promotions & Events		6,000
17	Communications	Reallocation of Town Page Ads to various other forms of media advertising	Public Relations, Promotions & Events		-
18	Corporate Allocations	Reallocate Advertising and Promo	Public Relations, Promotions & Events		(12,000)
19	Economic Development	GM and EA Community Services	Compensation	(0.2)	(33,498)
20	Economic Development	Reallocation of expenses as per grant agreement	Prof. Dev; Office&Admin; PR, Promo and Events		-
21	Facilities	GM and EA Community Services	Compensation	(0.3)	(50,246)
22	Facilities	Various reallocations to better serve the divisions needs	Mat & Suppl; Mtc & Repair; Outside Serv		-
23	Finance	GM and EA Corporate Services	Compensation	(0.8)	(125,616)
24	Finance	CSR Consolidation in Finance Division	Compensation	3.0	257,845
25	Fire	GM and EA Community Services	Compensation	(0.3)	(50,246)
26	HR	GM and EA Corporate Services	Compensation	(0.3)	(41,872)
27	HR	Reallocate Advertising and Promo	Public Relations, Promotions & Events		6,000
28	HR	Reallocation of IT Related expenses to IT division	Office and Administration		(9,894)
29	IT	GM and EA Corporate Services	Compensation	(0.4)	(62,808)

Division	Description	Expense/Revenue Type	FTE	2024
30	IT	Reallocation of IT Related expenses to IT division		9,894
31	IT	Various reallocations to better serve the divisions needs		-
32	Library	GM and EA Community Services	(0.3)	(50,246)
33	Parks	GM and EA Community Services	(0.3)	(50,246)
34	Planning	GM and EA Infrastructure Services	(0.1)	(11,593)
35	Planning	Reallocation of Façade Grant to CIP Reserve Contribution		-
36	Public Works	GM and EA Infrastructure Services	(1.0)	(149,458)
37	Public Works	CSR Consolidation in Finance Division	(0.5)	(38,677)
38	Public Works	GM and EA Operating Expenses		(12,600)
39	Recreation	GM and EA Community Services	(0.6)	(100,493)
40	Recreation	GM and EA Operating Expenses		(12,800)
41	Recreation	Various reallocations to better serve the divisions needs		-
42	Transit	GM and EA Infrastructure Services	(0.1)	(11,593)

Sub-total of Tax Levy Impact for Re-allocation Items:				47,271
Sub-total FTE per Year:			0.6	

Rates Impacts

Division	Description	Expense/Revenue Type	FTE	2024
43	Water	CSR Consolidation in Finance Division	(0.5)	(42,974)
44	Wastewater	CSR Consolidation in Finance Division	(0.1)	(4,297)

Sub-total of Rates Impact for Re-allocation Items:				(47,271)
Sub-total FTE per Year:			(0.6)	

Total of 2024 Re-allocations

2024 Key Service Level Impacts

One-time Reversal Items

Tax Levy Impacts				
Division		Description	FTE	2024
45	Capital Works	3 New cell phones		(1,650)
46	Capital Works	3 New Laptops		(7,500)
47	Clerks	Committee of Adjustments Training		(1,000)
48	Clerks	Compliance Audit Committee meeting fee		(1,500)
49	Corporate Allocations	2022 Interest Income funding for One-Time Items		488,745
50	Corporate Allocations	2022 Interest Income from ORDC Investments		431,131
51	Corporate Allocations	2023 Interest Income from ORDC Investments		797,250
52	Corporate Allocations	Transfer from Rate Stabilization Reserve		866,638
53	Corporate Allocations	Professional Fees - Organizational/Service Level Review		(150,000)
54	Council	Shirts with logo for Council		(1,200)
55	Economic Development	Local Business Accelerator Program - compensation & expenses	0.1	(9,583)
56	Economic Development	Local Business Accelerator Program - Grant		7,188
57	Facilities	Maintenance for overhaul of Tony Rose Sliding Doors		(25,000)
58	Public Works	Increased Salt and Sand Storage		(430,000)
59	Recreation	Aquatics Maintenance Equipment		(18,500)
Sub-total of Tax Levy Impact for One-time Requests:				1,945,019
Sub-total FTE per Year:			0.1	
Rate Impacts				
Division		Description	FTE	2024
60	Water	Damage Prevention Technician Training		(14,700)
Total of 2024 one-time reversals			0.1	1,930,319

2024 Key Service Level Impacts

Previously Endorsed items

Tax Levy Impacts				
Division		Description	FTE	2024
61	Economic Development and Culture	Audit Fees as per SBEC Transfer Payment Agreement		3,500
62	Parks	Free Menstrual products -Rotary, Harvey Curry, Fendley, Lions		4,000
63	Facilities	Free Menstrual products -Town Hall, Alder, Tony Rose, Library		8,000
64	Facilities	Facilities Truck FP2 -Lease and Maintenance Costs -Enterprise		17,494
65	Facilities	Facility Truck Maintenance -Enterprise		2,500
66	Facilities	Facilities FP3 Van -Lease and Maintenance Costs -Enterprise		15,735
67	By-Law	By-law Car 103 -Lease and Maintenance Costs -Enterprise		12,821
68	Public Works	PW Truck #8 -Lease and Maintenance Costs -Enterprise		14,366
69	Public Works	PW Truck #16 -Lease and Maintenance Costs -Enterprise		17,085
70	Public Works	PW Truck #21 -Lease and Maintenance Costs -Enterprise		16,839
71	Library	Student Page Student (began Sept 2023)		6,259
72	Transit	Reallocation of Bus leasing costs to individual cost centres		(100,861)
73	Transit	Transit Mini Bus #1 -Lease and Maintenance Costs -Enterprise		28,830
74	Transit	Transit Mini Bus #2 -Lease and Maintenance Costs -Enterprise		28,830
75	Transit	Transit Mini Bus #3 -Lease and Maintenance Costs -Enterprise		26,356
76	Corporate Allocations	Increase levy funded capital balance to \$3.5M		687,447
Sub-total of Tax Levy Impact for Previously Endorsed Items:				789,201
Sub-total FTE per Year:				

Rate Impacts				
Division		Description	FTE	2024
77	Water	WA Truck 18 -Lease and Maintenance Costs -Enterprise		14,366
78	Water	WA Truck 14 -Lease and Maintenance Costs -Enterprise		14,366
79	Water	WA Truck 24 -Lease and Maintenance Costs -Enterprise		14,366
Sub-total of Rates Impact for Previously Endorsed Items:				43,098
Sub-total FTE per Year:				

Total of 2024 Previously Endorsed	832,299
--	----------------

2024 Key Service Level Impacts

One-Time Items

Tax Levy Impacts				
Division		Description	FTE	2023
80	Clerks	Election Software Reversal		(3,200)
81	Facilities	Train Station-Key pad and automatic doors for rental		10,000
82	Crossing Guards	Protective Clothing - Angel Lights		4,500
83	OPP	Increase other revenue for one time cost reduction		(704,697)
84	Public Works	Televisions for Snow Patrol Monitoring		10,000
85	Public Works	PW Truck#11-Vehicle Equipment		3,710
86	Public Works	PW Truck#16-Vehicle Equipment		3,621
Sub-total of Tax Levy Impact for One-time Requests:				(676,066)
Sub-total FTE per Year:			0.0	
Rate Impacts				
Division		Description	FTE	2023
87	Building	Equipment related to launch of City Works-iPads, Computer Screens		4,800
88	Building	Access to LandManager during transition to City Works		11,300
89	Water	Dudgeon Reservoir Desks		7,000
90	Water	New Workstations at Dudgeon Reservoir		7,000
91	Water	Upgrade 14 iPads		28,000
92	Water	Electronic Logbook Integration		35,000
93	Wastewater	Electronic Logbook Integration		35,000
94	Wastewater	Credit River Monitoring Data Consolidation		25,000
Sub-total of Rates Impact for One-time Requests:				153,100
Total of 2024 One-time Requests:				(522,966)

2024 Key Service Level Impacts

Service Level Impact

Tax Levy Impacts				
Division		Description	FTE	2024
95	Administration	GM and EA Expenses not previously budgeted for		11,400
96	Administration	Inter-departmental -IT		(430)
97	By-Law	SPCA Agreement Revenue Reduction as per new agreement		3,000
98	By-Law	Vehicle for Hire Revenue Increase -Servicing for Neighbouring Municipalities		(4,000)
99	By-Law	Inter-departmental -IT		(860)
100	Capital Works	Capital Works Project Manager -Roads	1.00	154,164
101	Clerks	Consultant Fees -Regulatory By-Law Review Work Plan		2,800
102	Clerks	Professional Fees -Increased destruction of physical records in 2024 and 2025		1,750
103	Clerks	Supervisor, Licensing and By-law Enforcement	1.00	135,920
104	Clerks	Towing Licensing -Revenue loss due to Province rescinding municipal authority		9,000
105	Clerks	Workshops and Training Courses -Committee of Adjustments		2,200
106	Clerks	Inter-departmental -IT		(1,935)
107	Committees	Inter-departmental -IT		(1,290)
108	Communications	Inter-departmental -IT		(860)
109	Corporate Allocations	ORDC Interest Income as approved by ORDC Board		(971,352)
110	Corporate Allocations	Inter-departmental		1,650
111	Corporate Allocations	Inter-departmental -IT		(18,548)
112	Council	Inter-departmental -IT		(1,505)
113	Crossing Guards	Increase Part-time Crossing Guard complement	0.49	21,408
114	Crossing Guards	Mileage for job-related duties using personal vehicle		2,000
115	Crossing Guards	Ontario Traffic Council Membership		500
116	Crossing Guards	Inter-departmental -IT		(5,806)
117	Economic Development	Staff training		1,000
118	Economic Development	Tree sculpture maintenance costs		800
119	Economic Development	Inter-departmental		(4,848)
120	Economic Development	Inter-departmental -IT		(1,290)
121	Facilities	Janitorial Services -Train Station		2,300
122	Facilities	Train Station Rental Revenue		(5,000)
123	Facilities	Inter-departmental		(227,272)

Tax Levy Impacts				
Division		Description	FTE	2024
124	Finance	Inter-departmental -IT		(6,452)
125	Finance	Financial Analyst (previously a contract position)	1.00	118,006
126	Finance	Financial Analyst Contract Position	(1.00)	(118,006)
127	Finance	Restructuring Funds-Staffing		22,613
128	Finance	Inter-departmental		2,500
129	Finance	Inter-departmental -IT		(9,450)
130	Fire	Inter-departmental		(7,272)
131	Fire	Inter-departmental -IT		(11,613)
132	Fire	Removal of leased vehicles funding pending review (reallocation to Capital)		27,435
133	Fire	Removal of leased vehicles pending review (reallocation to Capital)		(42,055)
134	Fire	Training Officer	1.00	173,962
135	Human Resources	Inter-departmental -IT		(1,505)
136	Human Resources	Corporate Records Management Training		7,000
137	Human Resources	LinkedIn Recruitment Advertising		12,000
138	Information Technology	Inter-departmental -IT		140,265
139	Information Technology	ArcGIS - ESRI		27,780
140	Information Technology	Cityworks Managed Service Fee removal		(14,175)
141	Information Technology	Cityworks PLL & AMS -EAM operating cost removal		(91,000)
142	Information Technology	Departmental Application Support (system assessments, evaluations, etc.)		50,000
143	Information Technology	Feature Manipulation Engine -Consortech		15,000
144	Information Technology	Info-Tech Research Consulting		17,933
145	Information Technology	IT Enterprise Project Manager	1.00	135,292
146	Information Technology	Manager of Digital Transformation	(1.00)	(173,041)
147	Information Technology	NearMap - Aerial Imagery		6,000
148	Information Technology	Network Devices, Licensing and Support Agreements		50,000
149	Information Technology	Security Incident Mangement		30,000
150	Information Technology	Student Grant Funding Removal		22,500
151	Library	Inter-departmental		(11,421)
152	Library	Inter-departmental -IT		(19,066)
153	Library	Makerspace Specialist	1.00	118,006
154	OPP	Reduction to policing costs		(3,997,368)
155	Parks	Inter-departmental		212,728
156	Parks	Inter-departmental -IT		(5,591)

Tax Levy Impacts				
Division		Description	FTE	2024
157	Parks	Parks and Winter Control Operator Uniforms and Salary Conversion to FT		2,055
158	Parks	Playground equipment maintenance		10,000
159	Planning	Inter-departmental -IT		(2,186)
160	Planning	Consultant Support for Planning Reviews & Updates		27,000
161	Planning	Legal Fees -Planning Appeals		15,000
162	Planning	Office equipment and supplies not previously budgeted for		2,060
163	Planning	Removal of IT related costs		(10,000)
164	Public Works	Inter-departmental -IT		(33,079)
165	Public Works	Fleet Supervisor	1.00	133,997
166	Public Works	GPS Tracking for Winter Control Operations		19,200
167	Public Works	Increased Sidewalk Repairs and Replacements		180,000
168	Public Works	New Roads Truck -Lease and Maintenance Costs		19,609
169	Public Works	Parks and Winter Control Operator Uniforms and Salary Conversion to FT		2,055
170	Public Works	Storm Network Camera and Flushing Program		73,500
171	Public Works	Storm Network Repairs -Manholes and catch basins		130,000
172	Public Works	Tablet Data Plans		11,580
173	Public Works	Vehicle for Administration Staff -Lease and Maintenance Costs		8,420
174	Recreation and Events	Inter-departmental		33,935
175	Recreation and Events	Inter-departmental -IT		(18,369)
176	Recreation and Events	Aquatics Grant Revenue		(4,000)
177	Recreation and Events	Increase to partner services provided offset by related increase in revenue		4,000
178	Recreation and Events	Removal of Vehicle Leasing Costs as no longer required		(15,794)
179	Recreation and Events	Removal of Vehicle Leasing Funding as no longer required		15,794
180	Recreation and Events	Summer Camps -Federal Student Grant removal		15,000
181	Recreation and Events	Workshops and Training Courses		600
182	Transit	Inter-departmental -IT		(430)
Sub-total of Tax Levy Impact for SLC Requests:				(3,594,152)
Sub-total FTE per Year:			5.5	



Rates Impacts				
Division		Description	FTE	2023
183	Wastewater	Sanitary Manhole Repairs		30,000
184	Wastewater	Increase in maintenance and upkeep of WPCP Property		7,000
185	Wastewater	Video Advertisements		1,500
186	Wastewater	Electronic Logbook Subscriptions		15,000
187	Wastewater	New Wastewater Vehicle - Lease and Maintenance Costs		17,085
188	Water	Operator, Water	1.00	125,387
189	Water	Community Outreach Program - proactive engagement		7,700
190	Water	Various Conferences		5,200
191	Water	Video Advertisements		12,000
192	Water	Leak Detection Program		30,000
193	Water	Summer Rental Vehicle for Summer Students		20,000
194	Water	Tablet Data Plans		6,840
195	Water	Treatment Plant Pipeworks Rehabilitation Program		30,000
196	Water	AMI and SAAS - Water Meter Maintenance		71,000
197	Water	Electronic Logbook Subscriptions		15,000
198	Water	New Water Vehicles - Lease and Maintenance Costs		34,774
		Sub-total of Rates Impact for SLC Requests:		428,486
		Sub-total FTE per Year:	1.0	
Total of 2024 Service Level Change Requests			6.5	\$(3,165,666)



2024 Operating Impact of Capital

Tax Levy Impacts

Tax Levy Impacts				
Division		Description	FTE	2023
199	Parks	Budget to supply portable washroom facilities for Splash Pads		1,000
200	Parks	Maintenance Supplies for Splash Pads		2,440
201	Transit	Restroom Facilities at Transfer Point Maintenance		10,000
Sub-total of Tax Levy Impact for 2024 Operating Impacts of Capital:				13,440

Rates Impacts

Rates Impacts				
Division		Description	FTE	2023
Sub-total of Rates Impact for 2024 Operating Impacts of Capital:				\$13,440
Grand total of 2024 Operating Impacts of Capital:				\$13,440

Assessment Overview

How does Property Assessment Work in Ontario?

There are several main components in Ontario's property assessment and taxation system. Each plays an important role:



Figure 1.0
Courtesy: MPAC

The Municipal Property Assessment Corporation (MPAC) determines the value of your property. Your property value is shown on a property assessment notice from MPAC, as well as on your annual property tax bill. Property values are reassessed every four years. Based on the reassessment, assessment increases are introduced over four years to provide greater stability and predictability. The last two reassessment years were 2012 and 2016. The 2020 tax year was the last year in the current 4-year assessment cycle based on a 2016 Current Value Assessment (CVA).



Figure 1.1 Courtesy: MPAC

How does Phase-In Assessment Program Works?

Assessment Updates are phased in gradually over four years. Under the phase-in provision in the Assessment Act, an increase in assessed value is introduced gradually. A decrease in assessed value is introduced immediately.

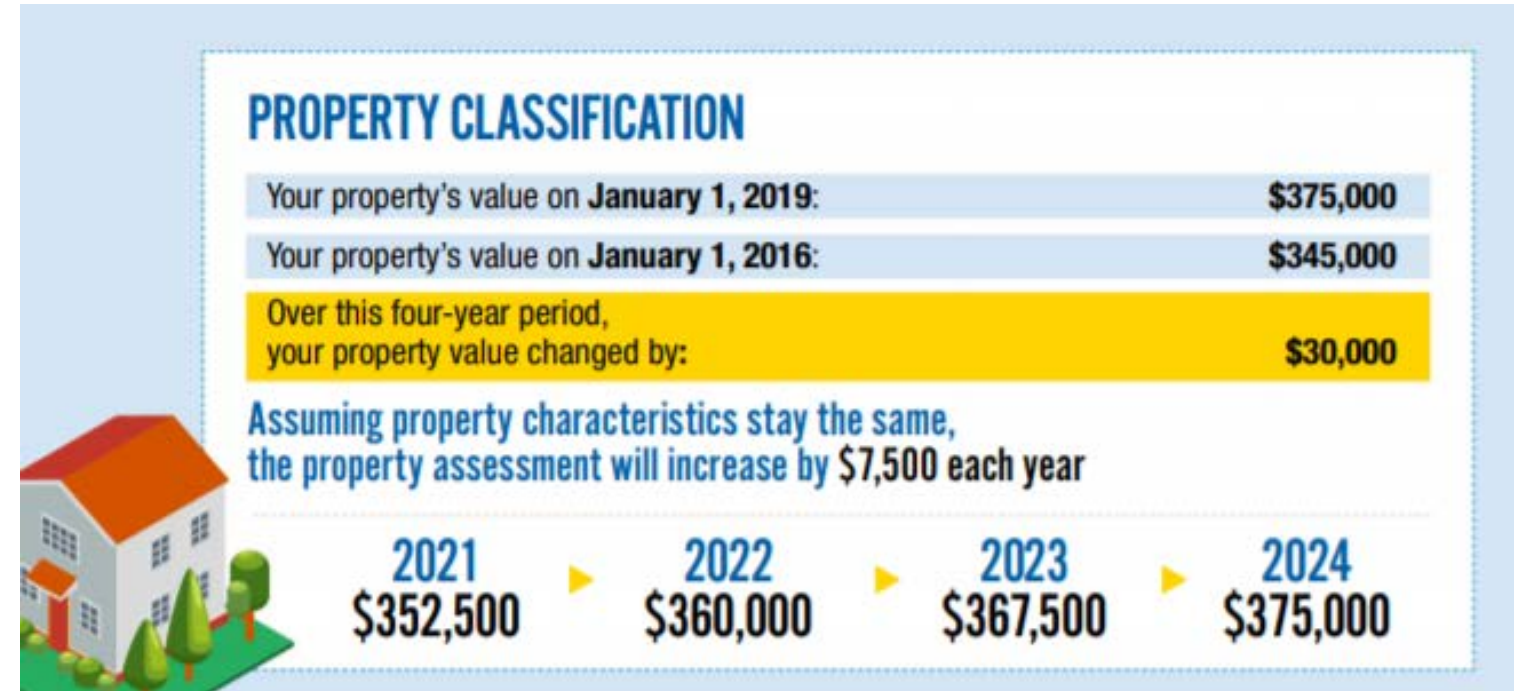


Figure 1.3 Courtesy: MPAC

Capital Budget Overview

Orangeville, like most growing communities in Ontario, offers an expanding range of services with limited funding sources. We adhere to prudent fiscal stewardship by balancing short-term operating needs with long-term investments in public amenities and critical infrastructure. Each year, we develop a consolidated annual budget made up of operating and capital program budgets. While the operating budget sets the spending targets to maintain levels of services for the town, our 10-year capital budget strikes a strategic balance among our needs to: 1) maintain facilities and infrastructure in an appropriate state of repair; 2) optimize networks of amenities to best serve residents, businesses, and people who visit and work here; and 3) advance Council priorities within our long-term financial capacity.

Capital expenditures involve the acquisition of assets of considerable value and life expectancy. They are often a prerequisite to municipal growth and development. These expenditures are costly to provide initially and incur lifecycle costs to maintain, rebuild or replace. Effective asset management practices in recent years have shifted capital investments to evidence-based decisions, ensuring expenditures are made on the right asset, at the right time. The Town's Asset Management Program continues to mature, supporting a more sustainable, evidence-based long-term infrastructure plan.

Capital expenditures include costs associated with constructing, acquiring, or improving lands, buildings, engineering services, machinery and equipment, or furniture and fixtures. The projects are justified through a capital planning framework that ensures they are critical to providing municipal services, have a lasting benefit beyond one year,

and/or extend the useful life of an asset. An expenditure for repair or maintenance designed to maintain an asset in its original state is generally not considered capital.

The 2024 Capital Budget is carefully considered to identify high-priority projects and determine the appropriate funding mix, keeping the tax levy impact reasonable. While more detailed schedules for capital projects are provided at the divisional level of this document, this section aims to provide a more aggregate overview. Overall, Capital Budget for the year 2024 is \$79.7M, of which approximately \$60.2M are "Carry Forward" projects from 2023 and beyond, leaving \$19.5M in current year projects or new ask for carry forward projects. Carry forward projects have been denoted as CF and re-prioritized projects have been denoted as RP on the capital project sheets by division.

It is worthwhile to note that most of these carry forward projects are tendered, under construction, and projected to be completed in 2024. Carry Forward projects can be subdivided into two (2) broad categories: 1) Work in Progress; and 2) Deferred Capital Initiatives. Many municipalities in Ontario have experienced backlogs in capital projects due to the unavoidable impact of global conflicts, supply chain disruptions, labour shortages, and inflation. Having said that the Town is committed to clearing more of the backlog of projects during the 2024 fiscal year. **Figure 1.2** captures carry forward projects by division.

As per the Provincial Regulation, O.Reg 588/17, municipalities are now required to establish asset management plans, with a focus on long-

term infrastructure financing plans. The Town's 10-year capital forecast factors in many projects that have been identified through assorted studies and masterplans. **Capital Budget Table 1.0** below shows a summary of the Town's 10-year forecast by division, with funding by various sources. As with any long-term capital projection, some years are more project heavy than others. Spending on average is roughly \$13M annually, with heavier expenditures in the early years of the forecast. Lighter project years will be updated following gap analysis and conditions assessments from the Town's Asset Management Program. In 2024, the Town will be reviewing and updating key infrastructure funding sources through the Development Charges Study and Water and Wastewater Study. While this section provides aggregate overview of the capital budget impact, individual project details are provided at each divisional level throughout this document.

The Town's tax funded capital levy for 2024 was set at **\$3.5 Million** which is a \$687K increase from the 2023 funding envelope. This funding allocation is projected to grow by 2% annually over the life of the capital forecast. This is consistent with Council support of the staff direction to increase own-source funding of capital programs as external funding become less reliable. **Figure 1.0** and **Figure 1.1** depicts Capital Investments by division and Funding by various sources for 2024, respectively.

It is worthwhile to note that Building, Water and Wastewater divisions are not funded by tax levy as these are fully user fee supported operations.



Capital Budget Table 1.0

	2024	2025	2026	2027	2028	2029	2030	2031	2032	2033
Divisions										
120 Committees	80,000									
160 Clerks	345,442	34,729	46,465	38,288	40,202	42,212	44,323	46,539	48,866	51,309
220 Human Resources	30,000									
240 Corporate Allocations	353,060			57,433	380,000		60,000			63,000
260 Finance	20,000	20,000								
280 Information Technology	1,643,846	900,935	362,733	387,263	383,034	402,465	515,060	344,023	348,265	398,755
300 Planning	330,003	75,000			185,000	90,000				
320 Economic Development & Culture	129,186	10,200	10,404	10,612	10,824	11,040	11,261	11,486	11,716	11,950
340 Parks	3,611,408	140,000	708,000	241,000	721,000	555,000	255,000	253,000	388,000	343,000
360 Recreation & Events	35,000	100,000							115,000	
380 Facilities	2,015,887	2,717,732	3,186,672	203,584	76,320	310,239	310,000		190,000	
440 Fire	16,253,579	10,531,900	262,823	648,769	144,738	185,731	151,749	67,793	1,068,863	69,960
460 Public Works	23,273,940	14,170,100	12,472,000	8,231,000	7,328,660	5,205,500	11,214,500	5,817,000	9,441,000	4,446,000
480 Transit	329,151	837,344		525,000	550,000					
610 Cemetery	26,720				40,000					
620 Water	22,463,750	11,462,087	9,042,000	9,607,000	1,334,000	723,000	360,000	591,000	206,000	246,000
630 Wastewater	8,420,398	1,402,000	202,000	244,000	1,268,000	1,289,000	1,320,000	736,000	326,000	
780 Library Services	345,323	283,800	312,059	341,805	295,203	276,083	289,000	325,000	301,500	308,000
Total Investment in Capital	79,706,693	42,685,827	26,605,156	20,535,754	12,756,981	9,090,270	14,530,893	8,191,841	12,445,210	5,937,974
Less: Funding Sources										
Canada Community Building Fund (CCBF)	751,400	2,218,000	1,280,334	1,034,463	1,034,463		2,151,683	1,118,875	1,118,875	1,163,630
OCIF		3,362,000	1,600,000	1,000,000	1,500,000	500,000	3,450,000	1,550,000	1,705,000	
Development Charges	2,978,557	4,225,965	9,439,580	3,200,000	870,560	36,000	639,869			
Reserves/ Reserve Funds	48,072,933	5,743,501	4,788,770	3,702,479	3,973,125	1,876,411	2,009,226	657,566	3,359,027	315,520
Water Rates	4,499,484	2,747,703	2,012,336	967,792	1,028,160	1,140,207	1,060,000	591,000	1,090,000	246,000
Wastewater Rates	1,022,984	2,716,616	955,336	1,091,792	537,160	1,643,369	1,278,547	254,000	1,071,500	
Grant		229,042								
Financing	18,821,335	17,848,000	2,880,400	5,800,000						
Other	60,000	25,000	7,000	25,000	25,000	30,000				30,000
Total Other Funding Sources	76,206,693	39,115,827	22,963,756	16,821,526	8,968,468	5,225,987	10,589,325	4,171,441	8,344,402	1,755,150
Total Levy Impact	3,500,000	3,570,000	3,641,400	3,714,228	3,788,513	3,864,283	3,941,568	4,020,400	4,100,808	4,182,824

Capital projects removed from budget

Project #	Project Name	\$'s Removed over the 10 Year Capital Plan	Year	Removal/Reduction
Water				
20330.0000	SCADA Systems	2,805,150	2024-2033	Removal
B1363.0000	Watermain Rehabilitation Program	9,495,500	2025-2033	Removal
Wastewater				
20362.0000	SCADA Systems	1,263,595	2024-2033	Removal
33703.0000	Sanitary Sewer Rehabilitation	3,000,000	2024-2033	Removal
Public Works				
26029.0000	SWM2-Pond Retrofits	120,000	2024	Reduction
B1361.0000	Road Resurfacing Program	4,550,000	2024-2033	Reduction
B1386.0000	Protective Barricades for Community Events	20,000	2024	Removal
21105.1050	Operations Ctr -3 Bay Expansion	888,365	2024	Reduction
Economic Development				
13105.0000	Tree Sculpture	10,000	2024	Removal
Library				
21209.1200	Alder Library Expansion	11,000,000	2028	Removal
Parks				
24060.2560	Rotary Park Redevelopment Later Phases	10,300,000	2024-2027	Removal
B1389.0000	Security Cameras at various Parks	40,000	2024	Removal
24005.2100	Boardwalk --Dragonfly Park	400,000	2031	Removal
Facilities				
B1163.1210	Tony Rose Facility Upgrades	300,000	2026	Reduction
Fire				
B1232.1110	New Station Furniture and Fixtures	50,000	2025	Reduction
		44,242,610		

These capital projects were included by staff as important capital projects required to ensure Town facilities and infrastructure are safe, reliable and are in an appropriate state of repair. The Capital Budget must balance those needs with limited funding sources, and therefore these projects have been removed from the 2024 capital budget. Staff will be working on various studies and plans throughout 2024. These plans will provide timelines and more accurate details of costs to complete these capital projects. The 2024 Development Charges Background Study and 2024 Water and Wastewater Rates Study will be important funding sources for some of these capital projects. Staff will look to include these projects for Council approval during Budget 2025.



Capital Investment By Division

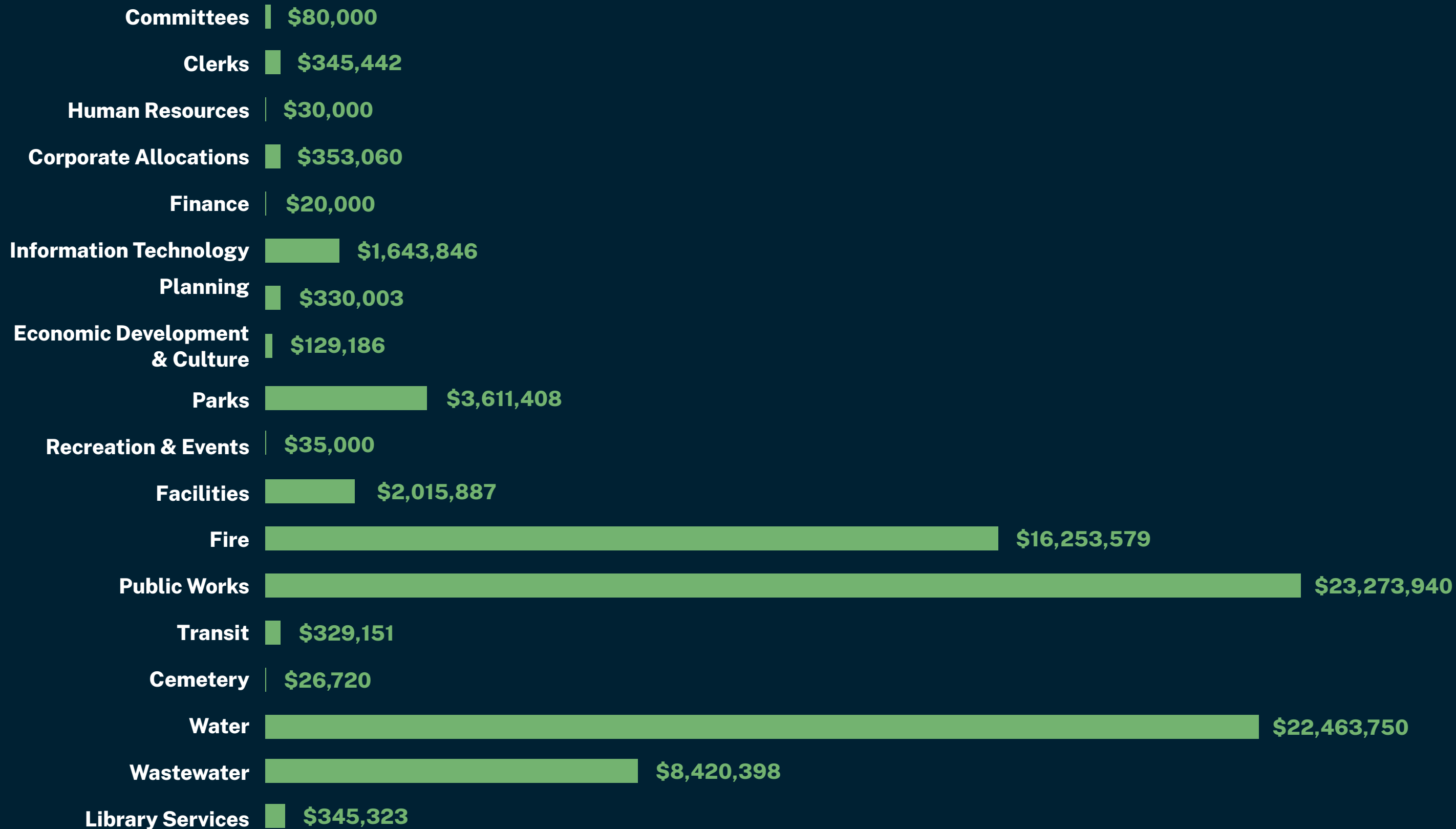


Figure 1.0



Capital Funding By Sources

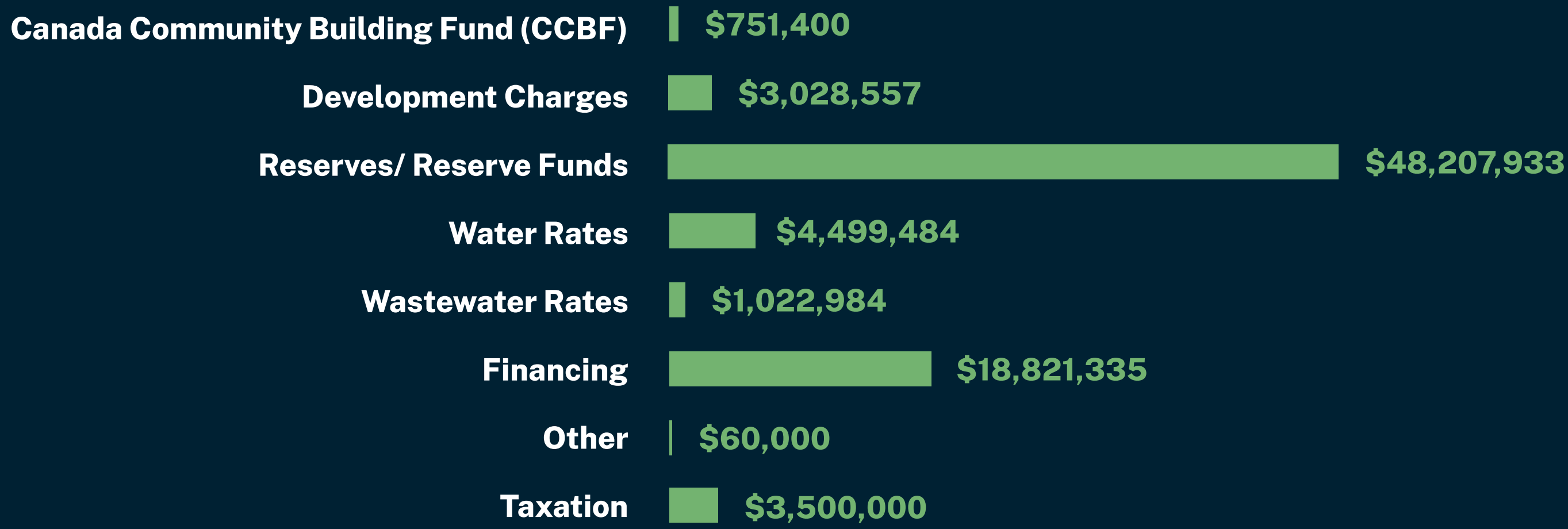


Figure 1.1



Carry Forward Projects By Division

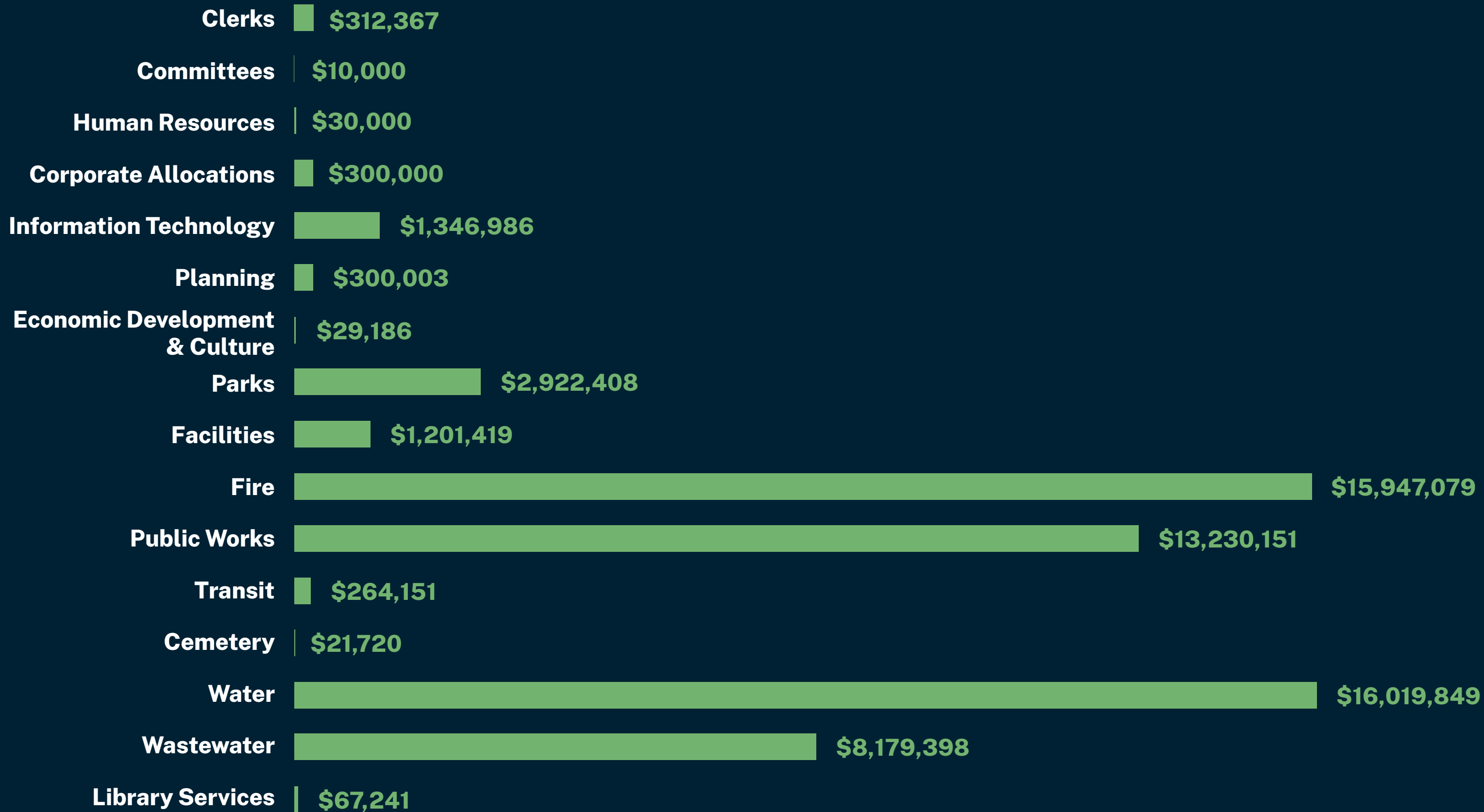


Figure 1.2



04 Council & Committees



Council & Committees

Council is the ultimate authority, subject to provincial law, for all actions taken on behalf of the municipal corporation and that it exercises both executive and legislative responsibilities. The Municipal Act 2001, section 224, describes the roles of council:

- a) to represent the public and to consider the well-being and interests of the municipality;
- b) to develop and evaluate the policies and programs of the municipality;
- c) to determine which services the municipality provides;
- d) to ensure that administrative practices and procedures and controllership policies, practices, and procedures are in place to implement the decisions of council;
- e) to ensure the accountability and transparency of the operations of the municipality, including the activities of the senior management of the municipality.
- f) to maintain the financial integrity of the municipality; and
- g) to carry out the duties of Council under this or any other Act.

In addition to the municipal Council, the basic model of municipal government often includes a board and committee system. This involves the appointment of several ongoing committees, each focused on a major functional area of municipal operations.

While these boards and committees are composed of Councillors, citizen appointees may be more prevalent on advisory committees such as those dealing with the environment, civic engagement, economic development, and architectural preservation. Most boards and committees are created entirely at Council’s discretion, although a few are statutory and must adhere to certain provincial stipulations, usually relating to their composition. Examples of the latter include the Police Services Board, and the Property Standards Appeal Committee.



Council

- Top Row:**
 Councillors
 Tess Prendergast
 Rick Stevens
 Joe Andrews
 Debbie Sherwood
- Bottom Row:**
 Councillor Andy Macintosh
 Mayor Lisa Post
 Deputy Mayor Todd Taylor

Committees

- Access Orangeville
- Age Friendly Advisory Committee
- Community Improvement Plan Committee
- Committee of Adjustment
- Economic Development and Culture
- Equity, Diversity and Inclusion Committee
- Fire Service Advisory Committee
- Heritage Orangeville
- Homelessness Task Force
- Mayor’s Youth Advisory Council
- Official Plan Review Steering Committee
- Orangeville Police Services Board
- Orangeville Public Library Board
- Property Standards Appeal Committee and Dog Designation Appeal Committee
- Sustainable Orangeville

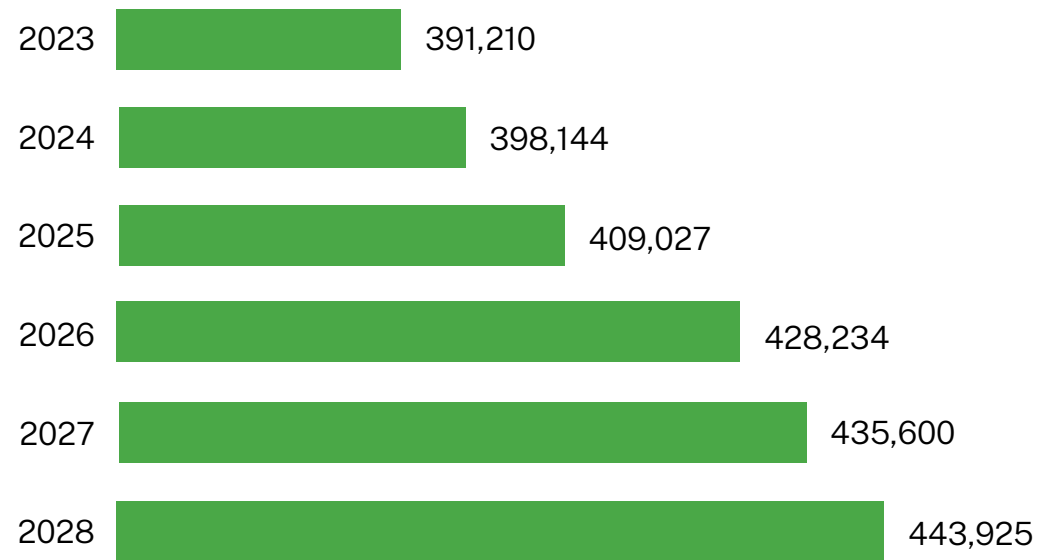




Council 2024 Operating Budget - 5 Years

	2022 Actuals	2023 Approved Budget	2024 Proposed Budget	2024 \$ Change	2024 % Change	2025 Proposed Budget	2026 Proposed Budget	2027 Proposed Budget	2028 Proposed Budget
Council									
Compensation	292,006	301,265	308,306	7,041	2.3%	317,551	327,088	336,952	347,137
Professional Development and Assoc. Fees	14,354	21,000	21,500	500	2.4%	22,016	22,544	25,585	23,640
Office and Administration	24,758	29,600	29,913	313	1.1%	30,230	30,554	30,886	31,223
Public Relations, Promotions and Events	34,985	37,840	37,425	(415)	(1.1%)	38,230	47,048	41,177	40,925
Outside Services			1,000	1,000		1,000	1,000	1,000	1,000
Inter-Departmental Re-Allocations	815	1,505		(1,505)	(100.0%)				
Sub-total Expenses:	366,918	391,210	398,144	6,934	1.8%	409,027	428,234	435,600	443,925
Total Council Levy Impact	366,918	391,210	398,144	6,934	1.8%	409,027	428,234	435,600	443,925

5 Year Levy Impact - Operating



Material Drivers 2024-2028

	2024	2025	2026	2027	2028
Net Change Levy Impact	6,934	10,883	19,207	7,366	8,325

Individual Drivers not exceeding \$10,000 have been excluded

Committees of Council 2024 Operating Budget - 5 Years

	2022 Actuals	2023 Approved Budget	2024 Proposed Budget	2024 \$ Change	2024 % Change	2025 Proposed Budget	2026 Proposed Budget	2027 Proposed Budget	2028 Proposed Budget
Access Orangeville Committee									
Professional Development and Assoc. Fees		500	500			500	500	500	500
Office and Administration		415	422	7	1.7%	429	436	443	450
Public Relations, Promotions and Events	1,128	24,100	24,100			24,100	24,100	24,100	24,100
Sub-total Expenses:	1,128	25,015	25,022	7		25,029	25,036	25,043	25,050
Total Levy Impact	1,128	25,015	25,022	7		25,029	25,036	25,043	25,050
Emergency Committee									
Programs		10,200	10,400	200	2.0%	10,610	10,820	11,035	11,256
Sub-total Expenses:		10,200	10,400	200	2.0%	10,610	10,820	11,035	11,256
Total Levy Impact		10,200	10,400	200	2.0%	10,610	10,820	11,035	11,256
Heritage Orangeville									
Professional Development and Assoc. Fees		1,225	1,225			1,225	1,225	1,225	1,225
Office and Administration	75	730	732	2	0.3%	740	745	750	755
Public Relations, Promotions and Events	6,869	8,050	8,550	500	6.2%	8,550	8,550	8,550	8,550
Sub-total Expenses:	6,944	10,005	10,507	502	5.0%	10,515	10,520	10,525	10,530
Total Levy Impact	6,944	10,005	10,507	502	5.0%	10,515	10,520	10,525	10,530
Honours Committee									
Public Relations, Promotions and Events		2,000	2,000			2,000	2,000	2,000	2,000
Sub-total Expenses:		2,000	2,000			2,000	2,000	2,000	2,000
Total Levy Impact		2,000	2,000			2,000	2,000	2,000	2,000



Committees of Council 2024 Operating Budget - 5 Years

	2022 Actuals	2023 Approved Budget	2024 Proposed Budget	2024 \$ Change	2024 % Change	2025 Proposed Budget	2026 Proposed Budget	2027 Proposed Budget	2028 Proposed Budget
Sustainable Orangeville									
User Fees	(\$382)								
Other Revenues	(1,195)								
Sub-total Revenues:	(1,577)								
Public Relations, Promotions and Events	13,697	30,000	30,000			30,000	30,000	30,000	30,000
Service and Lease Agreements	1,469								
Professional Fees	12,518								
Sub-total Expenses:	27,684	30,000	30,000			30,000	30,000	30,000	30,000
Transfers to(from) Reserve	(12,518)								
Total Transfers	(12,518)								
Total Levy Impact	13,589	30,000	30,000			30,000	30,000	30,000	30,000
Mayor's Youth Advisory Council									
Public Relations, Promotions and Events		5,000	10,000	5,000	100.0%	10,000	10,000	10,000	10,000
Sub-total Expenses:		5,000	10,000	5,000	100.0%	10,000	10,000	10,000	10,000
Total Levy Impact		5,000	10,000	5,000	100.0%	10,000	10,000	10,000	10,000
Age Friendly Committee									
Public Relations, Promotions and Events		5,000	10,000	5,000	100.0%	10,000	10,000	10,000	10,000
Sub-total Expenses:		5,000	10,000	5,000	100.0%	10,000	10,000	10,000	10,000
Total Levy Impact		5,000	10,000	5,000	100.0%	10,000	10,000	10,000	10,000

Committees of Council 2024 Operating Budget - 5 Years

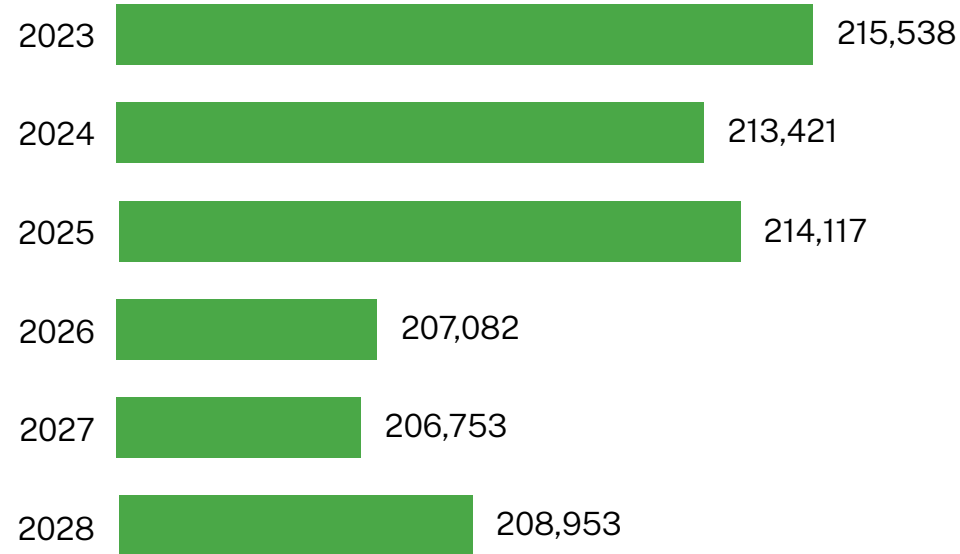
	2022 Actuals	2023 Approved Budget	2024 Proposed Budget	2024 \$ Change	2024 % Change	2025 Proposed Budget	2026 Proposed Budget	2027 Proposed Budget	2028 Proposed Budget
Homelessness Task Force									
Public Relations, Promotions and Events		5,000	10,000	5,000	100.0%	10,000	10,000	10,000	10,000
Sub-total Expenses:		5,000	10,000	5,000	100.0%	10,000	10,000	10,000	10,000
Total Levy Impact		5,000	10,000	5,000	100.0%	10,000	10,000	10,000	10,000
Equity Diversity and Inclusion									
Public Relations, Promotions and Events		10,000	10,000			10,000	10,000	10,000	10,000
Sub-total Expenses:		10,000	10,000			10,000	10,000	10,000	10,000
Total Levy Impact		10,000	10,000			10,000	10,000	10,000	10,000
Police Service Board									
Compensation	59,386	77,252	70,458	(6,794)	(8.8%)	70,666	63,141	62,312	64,005
Professional Development and Assoc. Fees	406	7,111	7,253	142	2.0%	7,398	7,546	7,697	7,851
Office and Administration	250	6,700	6,797	97	1.4%	6,895	6,995	7,097	7,196
Public Relations, Promotions and Events		965	984	19	2.0%	1,004	1,024	1,044	1,065
Professional Fees	1,222	20,000	10,000	(10,000)	(50.0%)	10,000	10,000	10,000	10,000
Inter-Departmental Re-Allocations	699	1,290		(1,290)	(100.0%)				
Sub-total Expenses:	61,963	113,318	95,492	(17,826)	(15.7%)	95,963	88,706	88,150	90,117
Total Levy Impact	61,963	113,318	95,492	(17,826)	(15.7%)	95,963	88,706	88,150	90,117
Total Committees Levy Impact	83,624	215,538	213,421	(2,117)	(1.0%)	214,117	207,082	206,753	208,953



Committees of Council 2024 Operating Budget - 5 Years

	2022 Actuals	2023 Approved Budget	2024 Proposed Budget	2024 \$ Change	2024 % Change	2025 Proposed Budget	2026 Proposed Budget	2027 Proposed Budget	2028 Proposed Budget
Total Committees Levy Impact	83,624	215,538	213,421	(2,117)	(1.0%)	214,117	207,082	206,753	208,953

5 Year Levy Impact - Operating



Material Drivers 2024-2028

	2024	2025	2026	2027	2028
Net Change Levy Impact	(2,117)	696	(7,035)	(329)	2,200
Inflationary Impact					
Prof Fees -Legal	(10,000)				
New committees - full year	15,000				

Individual Drivers not exceeding \$10,000 have been excluded



Committees of Council 2024 Capital Budget - 10 Years

	2024	2025	2026	2027	2028	2029	2030	2031	2032	2033
20 Capital Fund										
Division: 120 Committees										
11807.0000 Community Diversity and Inclusion Strategy	80,000									
Total Investment in Capital	80,000									
Less: Funding Sources										
Reserves/ Reserve Funds	80,000									
Total Other Funding Sources	80,000									
Total Committees Levy Impact										

Town of Orangeville

Capital Projects

Project	11807.0000 Community Diversity and Inclus --		
Department	Committees		
Version	3 Management Review 1	Year	2024

Description

Project Details

Motion 2021-
 Moved by Councillor Post
 Seconded by Councillor Andrews
 Whereas the Town recently established an Equity, Diversity and Inclusion Committee to advise Council on matters and issues related to equity, diversity and inclusion;
 And Whereas the Committee recommends the development of a Community Diversity and Inclusion Strategy to build a more inclusive community;
 Now therefore be it resolved that \$10,000 be included as a 2022 Capital Budget Item for the completion of a Community Diversity and Inclusion Strategy by the Town's Equity, Diversity and Inclusion Committee.
 Additional funding is required to complete the a comprehensive strategy and therefore, \$70K is being requested in the 2024 Budget.

Budget

	Total	2024	2025	2026	2027	2028	2029-2033
Expenditures	70,000	70,000					
Funding							
Transfers from Reserve/Reserve							
Trf from RF - General Capital	70,000	70,000					
	70,000	70,000					
Funding Total	70,000	70,000					

Attributes

Attribute	Value	Comment
Department	Committees	
Loc.Fleet.Eqpt	0000	
Budget Year	2022	
Priority	High	
Status	New Capital Project	
Project Type	New Acquisition	
Service Life	5	
Approval Status	Approved	
Project Reference		
Activity	B1284 <Generated>	
Strategic Plan		
Other plans and studies		
Other plans and studies		






05 Administration

IN THIS CHAPTER

48 Corporate Allocations



Administration

DAVID SMITH, CHIEF ADMINISTRATIVE OFFICER

The Town of Orangeville's operations are overseen by the Office of the Chief Administrative Officer (CAO).

The CAO leads the Town's Senior Leadership Team (SLT) consisting of three General Managers to provide corporate leadership and strategic support to all Town divisions. The CAO plays a major role in the efficient operations of the municipality by sitting at the intersection of council and staff. The Administration Office provides expert professional advice to Council and ensures Council's decisions; strategic plan objectives, and corporate priorities are implemented appropriately, and that programs and services are developed and implemented to meet the community's ever-changing needs while ensuring fiscal responsibility and accountability.

2023 saw the approval of the new Strategic Plan which acts as the guiding principles, goals and priorities for the corporation and Council. Other accomplishments included the Corporate Organizational Review which provides recommendations for greater efficiency of services, increased digital efficiencies, and a focus on increasing staff engagement and retention through staff surveys and increased communication.

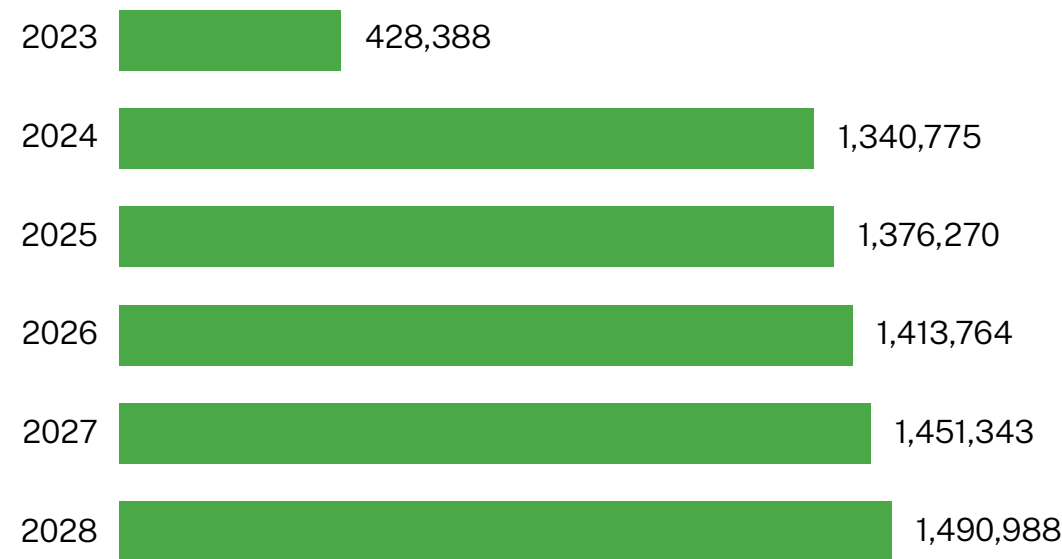




Administration 2024 Operating Budget - 5 Years

	2022 Actuals	2023 Approved Budget	2024 Proposed Budget	2024 \$ Change	2024 % Change	2025 Proposed Budget	2026 Proposed Budget	2027 Proposed Budget	2028 Proposed Budget
Administration									
Compensation	370,561	405,568	1,281,229	875,661	215.9%	1,315,976	1,351,694	1,388,471	1,426,279
Professional Development and Assoc. Fees	1,624	8,825	27,045	18,220	206.5%	27,630	28,228	28,838	29,462
Office and Administration	5,059	9,495	21,746	12,251	129.0%	21,692	22,648	22,614	23,596
Public Relations, Promotions and Events	1,126	2,600	2,655	55	2.1%	2,710	2,767	2,825	2,884
Equipment Purchases	152	1,470	3,100	1,630	110.9%	3,162	3,225	3,289	3,355
Outside Services			5,000	5,000		5,100	5,202	5,306	5,412
Inter-Departmental Re-Allocations	233	430		(430)	(100.0%)				
Sub-total Expenses:	378,755	428,388	1,340,775	912,387	213.0%	1,376,270	1,413,764	1,451,343	1,490,988
Total Administration Levy Impact	378,755	428,388	1,340,775	912,387	213.0%	1,376,270	1,413,764	1,451,343	1,490,988

5 Year Levy Impact - Operating



Material Drivers 2024-2028

	2024	2025	2026	2027	2028
Net Change Levy Impact	912,387	35,495	37,494	37,579	39,645
Reallocations					
GM & EA Compensation	842,594				
GM & EA Expenses	25,400				
Inflationary Impact					
Salaries & Benefits	33,067	34,747	35,718	36,777	37,808
Service Level Impact					
GM & EA Expenses	11,400				

Individual Drivers not exceeding \$10,000 have been excluded

Corporate Allocations 2024 Operating Budget - 5 Years

	2022 Actuals	2023 Approved Budget	2024 Proposed Budget	2024 \$ Change	2024 % Change	2025 Proposed Budget	2026 Proposed Budget	2027 Proposed Budget	2028 Proposed Budget
Corporate Allocations									
PILs etc.	(\$176,216)	(192,930)	(205,430)	(12,500)	6.5%	(207,665)	(209,665)	(211,665)	(213,665)
Supplementary Taxes	(476,308)	(700,000)	(700,000)			(700,000)	(700,000)	(700,000)	(700,000)
ORDC Interest Income		(1,228,381)	(971,352)	257,029	(20.9%)	(680,000)	(680,000)	(680,000)	(680,000)
Penalties and Interest on Taxation	(419,722)	(370,000)	(400,000)	(30,000)	8.1%	(410,000)	(420,000)	(430,000)	(440,000)
User Fees	(335,903)	(8,000)	(8,000)			(8,000)	(8,000)	(8,000)	(8,000)
Fines	(86,031)	(110,000)	(110,000)			(110,000)	(110,000)	(110,000)	(110,000)
Investment Income	(710,419)	(1,238,745)	(750,000)	488,745	(39.5%)	(250,000)	(250,000)	(250,000)	(250,000)
Dividends from Orangeville Hydro	(458,952)	(515,011)	(515,000)	11		(515,000)	(515,000)	(515,000)	(515,000)
Sub-total Revenues	(2,663,551)	(4,363,067)	(3,659,782)	703,285	(16.1%)	(2,880,665)	(2,892,665)	(2,904,665)	(2,916,665)
Compensation	(8,125)	191,000	191,000			191,000	191,000	191,000	191,000
Grants	75,065	175,000	175,000			175,000	175,000	175,000	175,000
Charity Rebates		25,000	25,000			25,000	25,000	24,159	24,159
Insurance	743,194	819,824	956,426	136,602	16.7%	1,048,955	1,150,736	1,258,320	1,383,389
Credit Valley Conservation Authority	153,919	158,975	168,150	9,175	5.8%	172,150	176,250	180,452	184,760
Tax Write-offs	(23,898)	250,000	300,000	50,000	20.0%	350,000	400,000	450,000	500,000
Public Relations, Promotions and Events	25,182	12,000		(12,000)	(100.0%)				
Service and Lease Agreements	15,264	15,000	15,000			15,000	15,000	15,000	15,000
Service Charges	57,522	14,000	14,500	500	3.6%	15,000	15,500	16,000	31,500
Materials and Supplies	16,396	17,624	18,505	881	5.0%	19,430	20,402	21,422	22,493
Equipment Purchases	54,065								
Professional Fees	237,997	305,000	182,350	(122,650)	(40.2%)	209,741	237,173	249,648	252,167
Inter-Departmental Re-Allocations	(625,561)	(607,828)	(624,726)	(16,898)	2.8%	(624,726)	(624,726)	(484,890)	
Sub-total Expenses	721,020	1,375,595	1,421,205	45,610	3.3%	1,596,550	1,781,335	2,096,111	2,779,468
Debt Charges Recovered	(85,015)	(86,120)	(89,812)	(3,692)	4.3%	(90,115)	(90,115)	(90,115)	(90,115)
Principal Re-payments	1,511,942	2,042,628	2,280,888	238,260	11.7%	2,623,787	2,105,832	1,531,166	1,605,861
Interest Expense	309,271	922,744	690,096	(232,648)	(25.2%)	1,333,858	1,836,759	1,899,185	1,824,002
Debt Service Charges	1,736,198	2,879,252	2,881,172	1,920	0.1%	3,867,530	3,852,476	3,340,236	3,339,748



Corporate Allocations 2024 Operating Budget - 5 Years

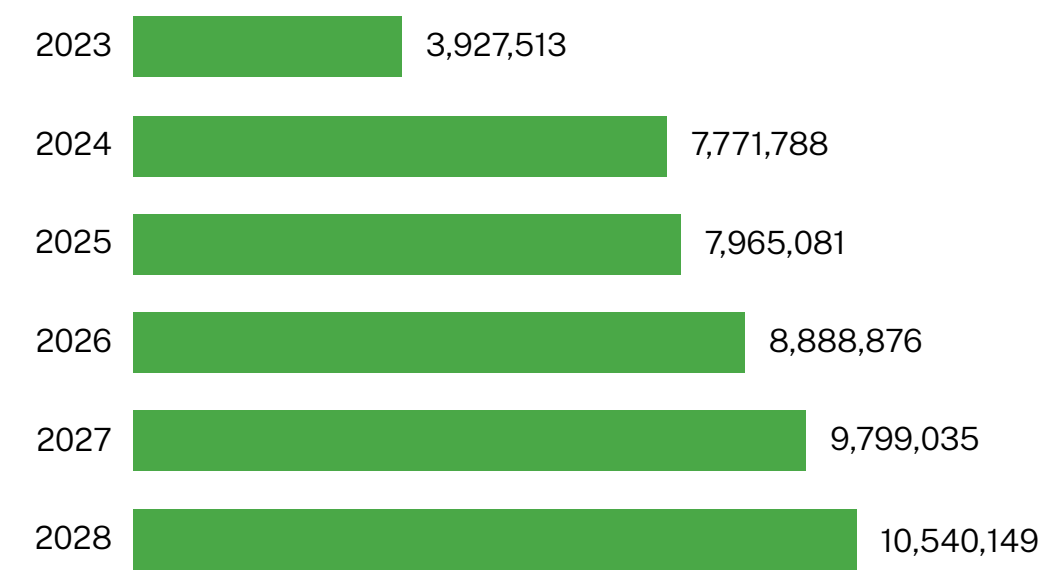
	2022 Actuals	2023 Approved Budget	2024 Proposed Budget	2024 \$ Change	2024 % Change	2025 Proposed Budget	2026 Proposed Budget	2027 Proposed Budget	2028 Proposed Budget
Transfers to(from) Reserve	1,812,619	1,223,180	3,629,193	2,406,013	196.7%	1,811,666	2,506,330	3,553,125	3,549,085
Transfer to Capital	2,605,395	2,812,553	3,500,000	687,447	24.4%	3,570,000	3,641,400	3,714,228	3,788,513
Total Transfers	4,418,014	4,035,733	7,129,193	3,093,460	76.7%	5,381,666	6,147,730	7,267,353	7,337,598
Total Corporate Allocations Levy Impact	4,211,681	3,927,513	7,771,788	3,844,275	97.9%	7,965,081	8,888,876	9,799,035	10,540,149



Corporate Allocations 2024 Operating Budget - 5 Years

	2022 Actuals	2023 Approved Budget	2024 Proposed Budget	2024 \$ Change	2024 % Change	2025 Proposed Budget	2026 Proposed Budget	2027 Proposed Budget	2028 Proposed Budget
Total Corporate Allocations Levy Impact	4,211,681	3,927,513	7,771,788	3,844,275	97.9%	7,965,081	8,888,876	9,799,035	10,540,149

5 Year Levy Impact - Operating



Material Drivers 2024-2028

	2024	2025	2026	2027	2028
Net Change Levy Impact	3,844,275	193,293	923,795	910,159	741,114
Reallocations					
Advertising	(12,000)				
One Time Reversed					
ORDC Interest	1,228,381				
Interest Income	488,745	500,000			
Trf to(from) Tax Rate Stabilization Res	866,638				
Professional Fees -Org Review	(150,000)				
Previously Endorsed					
Increase Levy funded Capital	687,447	70,000	71,400	72,828	74,285
Inflationary Impact					
PILs Commercial	(12,500)				
Penalties & Interest on Taxes	(30,000)	(10,000)	(10,000)	(10,000)	(10,000)
Salaries and Benefits					
Professional Fees	27,350	27,391	27,432	12,475	
Insurance	136,602	92,529	101,781	107,584	125,069
Tax Write-offs	50,000	50,000	50,000	50,000	50,000
Inter-Departmental Trf	(16,898)			139,836	484,890
Trf to(from) Reserves and Capital	1,539,375	(1,817,527)	694,664	1,046,795	(4,040)
Debt Service Charges	1,920	986,358	(15,054)	(512,240)	(488)
Service Level Impact					
ORDC Interest	(971,352)	291,352			
Inter-Departmental Trf	(18,548)				

Individual Drivers not exceeding \$10,000 have been excluded



Corporate Allocations 2024 Capital Budget - 10 Years

	2024	2025	2026	2027	2028	2029	2030	2031	2032	2033
20 Capital Fund										
Division: 240 Corporate Allocations										
11710.0000 CF - Development Charge Study	100,000				130,000					
20347.1000 CF - Asset Management Plan	200,000				250,000					
20369.0000 Workforce Planning	53,060			57,433			60,000			63,000
Total Investment in Capital	353,060			57,433	380,000		60,000			63,000
Less: Funding Sources										
Development Charges	38,000									
Reserves/ Reserve Funds	315,060				76,000					
Total Other Funding Sources	353,060				76,000					
Total Corporate Allocations Levy Impact				57,433	304,000		60,000			63,000

Town of Orangeville
Capital Projects

Project	20369.0000 Workforce Planning --		
Department	Corporate Allocations		
Version	3 Management Review 1	Year	2024

Description
Project Details
Current Town Policy indicates that a salary review will be conducted once every 3 years. The last salary review commenced in 2021. It is important to check our market competitiveness against other municipal comparators.

Budget							
	Total	2024	2025	2026	2027	2028	2029-2033
Expenditures	233,493	53,060			57,433		123,000
Funding							
Transfers from Reserve/Reserve							
Trf from Res - Corporate System	23,060	23,060					
Trf from RF - General Capital	30,000	30,000					
	53,060	53,060					
Tax Levy							
Trf from Levy	180,433				57,433		123,000
	180,433				57,433		123,000
Funding Total	233,493	53,060			57,433		123,000

Attributes		
Attribute	Value	Comment
Department	Corporate Allocations	
Loc.Fleet.Eqpt	0000	
Budget Year	2020	
Priority	High	
Status	New Capital Project	
Project Type	Replacement	
Service Life	10	
Approval Status	Approved	
Project Reference		

Town of Orangeville
Capital Projects

Project	20369.0000 Workforce Planning --		
Department	Corporate Allocations		
Version	3 Management Review 1	Year	2024

Attributes		
Attribute	Value	Comment
Activity	B1118 <Generated>	
Strategic Plan	Corporate Capacity	APPROACHABILITY - Ensure access to Council and Town staff
Other plans and studies	Organzational Review	Pending results of Org Review
Other plans and studies		
Procurement	Yes	Q3
Communications	No	
Information Technology	No	



06 Ontario Provincial Police



OPP

The Town of Orangeville transitioned from its local police services, Orangeville Police Services (OPS), to the provincial police services, Ontario Provincial Police (OPP), on October 1st, 2020. The year 2023 represented the third and final year of transitional billing for OPP services, before moving to its standardized billing model in 2024. It is worthwhile to mention, for the years 2021-2023, the budget projections for OPP were based on FTE contracts, whereas for the year 2024 and beyond, the OPP budget will be converted into the standardized billing model, whereby billing is based on the proportionate volume of activity within Orangeville versus other OPP jurisdictions.

The transition to the standardized billing model, as projected, has generated substantial operational cost savings for the Town. The total savings from 2023 to 2024 are projected at \$3.99M. Costs in 2024 include a one-time adjustment of roughly \$700,000. When removed in 2025 the annual fees will be approximately \$5.2M.

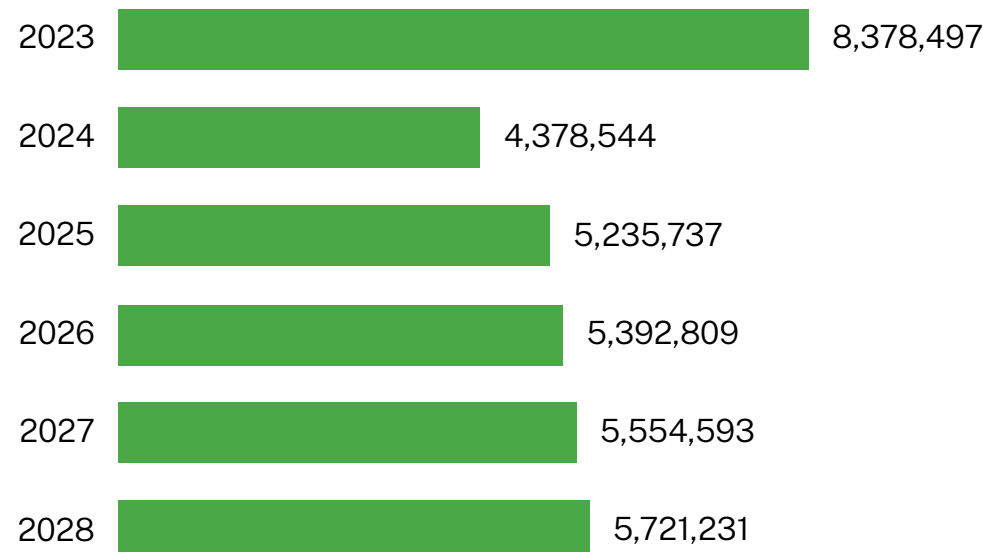
The transition did cost the Town upfront in the form of severance, pension top-ups, and facility retrofits. As Council is aware, these costs were funded through the Town's revolving Line of Credit (LOC). The LOC terms were negotiated to be **interest only payments for the first 3 years (2021-2023)**. It is worthwhile to note that the principle amounts for the period 2021-2023 were not forgiven, only delayed in alignment with the transitional years of the OPP's contract. Principal payments will begin as of January 1st, 2024.



Ontario Provincial Police 2024 Operating Budget - 5 Years

	2022 Actuals	2023 Approved Budget	2024 Proposed Budget	2024 \$ Change	2024 % Change	2025 Proposed Budget	2026 Proposed Budget	2027 Proposed Budget	2028 Proposed Budget
Ontario Provincial Police									
User Fees	(60,751)	(500,000)	(704,697)	(204,697)	40.9%				
Grants	(456,781)	(155,418)	(149,744)	5,674	(3.7%)	(37,436)			
Sub-total Revenues	(517,532)	(655,418)	(854,441)	(199,023)	30.4%	(37,436)			
Professional Development and Assoc. Fees	9,891								
Materials and Supplies	2,797								
Equipment Purchases	33,876								
Outside Services	8,709,827	8,878,497	5,083,241	(3,795,256)	(42.7%)	5,235,737	5,392,809	5,554,593	5,721,231
Professional Fees		155,418	149,744	(5,674)	(3.7%)	37,436			
Sub-total Expenses	8,756,391	9,033,915	5,232,985	(3,800,930)	(42.1%)	5,273,173	5,392,809	5,554,593	5,721,231
Total OPP Levy Impact	8,238,859	8,378,497	4,378,544	(3,999,953)	(47.7%)	5,235,737	5,392,809	5,554,593	5,721,231

5 Year Levy Impact - Operating



Material Drivers 2024-2028

	2024	2025	2026	2027	2028
Net Change Levy Impact	(3,999,953)	857,193	157,072	161,784	166,638
Inflationary Impact					
OPP Billing	202,112	152,496	157,072	161,784	166,638
Other Revenue no longer being received	500,000				
One time items					
Other Revenue	(704,697)	704,697			
Service Level Impact					
OPP Billing Transition to new billing model	(3,997,368)				

Individual Drivers not exceeding \$10,000 have been excluded



07 Corporate Services

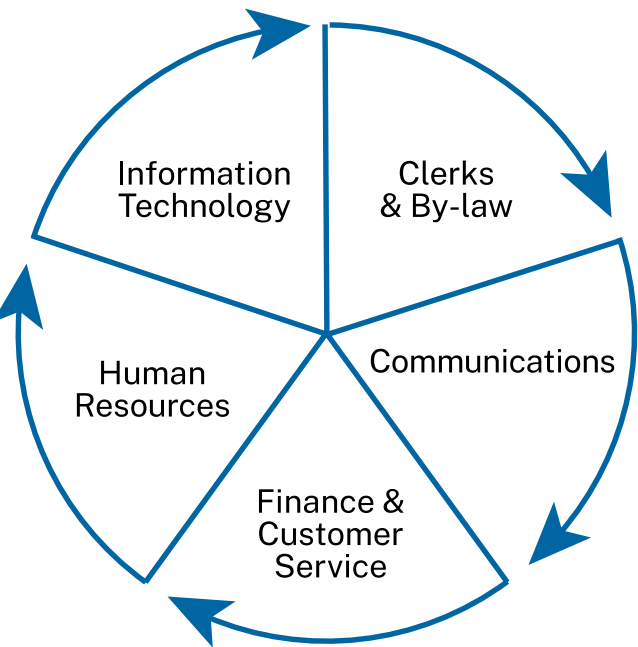
IN THIS CHAPTER

- 60 Finance
- 66 Clerks
- 73 By-Law Enforcement
- 75 Information Technology
- 87 Human Resources
- 93 Communications

Corporate Services

ANTONIETTA MINICHILLO, CORPORATE SERVICES GENERAL MANAGER
 WITH SUPPORT FROM CHRIS MOORE, ACTING CORPORATE SERVICES GENERAL MANAGER

The Corporate Services Department serves as a central hub for delivering comprehensive support to both our internal and external stakeholders. We leverage specialized knowledge and best practices across various domains including: Finance, Clerks, Human Resources, Communications and Information Technology.



In alignment with the Town’s strategic priorities, we strive to work collaboratively to advance the goals of the corporation. We are proud of our accomplishments, which are a direct result of our collective teamwork. These accomplishments include:

- continuation of Asset Management capacity building;
- continued implementation of Human Resources Information System (Dayforce);
- consistent enhancement of our online communications;
- update to Town’s procurement policy; and
- modernization of records management practices

In 2023, we commenced a new term of Council, and strived to create a clear and unified path forward. We now enter the 2024 budget year with new leadership in Corporate Services and new management across multiple divisions. In doing so, the Corporate Services team is committed to:

FOSTERING A STRONGER CULTURE

We will emphasize cross-divisional communication and collaboration, celebrating our achievements along the way

ENHANCED BUSINESS SUPPORT

We will provide more effective business support to internal and external clients through improved communication, community engagement and an updated customer service framework

SUSTAINABILITY AND ASSET MANAGEMENT

Our focus will remain on financial sustainability, building foundational elements of a long-term financial strategy. We will continue refining and improving data as well navigate towards a holistic culture of asset management

SERVICE MODERNIZATION

We will continue our service modernization journey with a focus on process improvements and software integrations. We will undertake an IT Master Plan, to ensure the necessary resources and strategies are in place to fully leverage the power of technology across all business units

Corporate Services is at the core of this organization and critical to the success of all service areas. As such the Corporate Services team is committed to enhancing our collaboration and teamwork. We are dedicated to understanding and living the Town’s new strategic plan.

Our focus will continue to be on operational excellence and fiscal responsibility, and we will ensure this is achieved by being professional, holistic, open, inclusive and empowering. The Corporate Services team looks forward to 2024 as we face new challenges, embrace opportunity, and support Council’s vision for the Town.

Leadership Team



Antonietta Minichillo
CORPORATE SERVICES
GENERAL MANAGER



Patrick Kelly
TREASURER



Raylene Martell
TOWN CLERK



Chris Moore
ACTING INFORMATION
TECHNOLOGY
MANAGER



Jennifer Gohn
HUMAN RESOURCES
MANAGER



Jessie McGibbon
ACTING
COMMUNICATIONS
MANAGER

Finance

PATRICK KELLY, TREASURER

The Finance Division of Corporate Services provides strategic advice, financial and risk management expertise, financial planning as it relates to the multi-year budgeting process, reporting of annual financial performance, overall management of property taxation, asset management, procurement, and centralized customer service support.

The 2023 fiscal year continued to present significant challenges in municipal finance with global inflationary pressures. The year also saw some staffing transition for the Finance Division, including new leadership on-boarded in late Q3. Despite these challenges, Team Finance has continued to strive for operational excellence. Through collaboration within the Finance Division, staff have strengthened the Town's 10-year Capital Forecast and multi-year budgeting; ensured accurate and timely financial reporting; provided exemplary customer service; protected and defended Town's Assessment Base; monitored investment strategies under volatile market conditions; maintained Credit Ratings; and supported divisional project implementation across the organization.

Some of the other notable success stories from 2023 include: the continued development of a corporate culture of holistic asset management, shifting focus towards development of an Asset Management Plan for non-core Infrastructure Assets, in accordance with O. Reg. 588/17; the establishment of an updated Procurement Policy to ensure accountability, transparency and efficiency within procurement services across the organization; and increased capital funding to support stable, reliable and predictable long-term infrastructure funding, shifting away from traditional reliance upon non-sustainable revenue streams.

The 2024 budget for the Finance Division reflects another incremental step forward in building capacity within the division to maintain operational excellence in meeting the demands for service, both internally and externally. This capacity will enable the division to take on new and continued challenges in the upcoming years including:

- a) Update and modernization of Financial Accounting and Taxation Software, in alignment with other Enterprise Asset Management System (EAMS) improvements;
- b) 2024 Development Charges Background Study and 2024 Water and Wastewater Rates Study;
- c) Multi-year project to establish of a Debt Management Strategy, Investment Strategy, and Reserve Fund Strategy, all of which are foundational components of a Long-Term Funding Plan;
- d) Implementation and support of updated procurement standards;
- e) Phase II of the Town's Asset Management Plan, as per O. Reg 588/17;
- f) Stormwater Rate Study and Analysis;
- g) Enterprise Risk Management;
- h) Debt and Investment Analysis and Corporate Credit Rating Management; and
- i) Supporting Infrastructure Services and Community Services with project management of various strategic initiatives





By the numbers

Who We Serve

31,000
residents of Orangeville

10,000
properties

17
business divisions

11,000
utility accounts

How We Measure

- 21,962 Customer Service Calls to date
- 8,500 Invoices Processed
- 21k Tax Bills Issued
- 10k Utility Accounts
- \$4.7B Property Assessment
- \$24.4M Salaries & Benefits Paid
- \$40M Net Budget
- \$71.5M Revenue Collections
 - \$515k Cash
 - \$1.2k Debit
 - \$10.8M Cheques
 - \$60M Online (EFT and PAP)

What We Do

- Development and management of annual budget and audit process
- Management of taxation and utility billing
- Strategic financial management
 - Policy Development
 - Asset Management
 - Reserves
 - Debt
 - Investment
 - Grants
- Provide centralized customer service organization wide
- Management of the Town's property assessment base
- Operational Financial Management
 - Accounts Payable
 - Accounts Receivable
 - Payroll
 - Development Charges
 - Issuing Tax Certificates
 - Processing Payments
 - Banking
 - Variance Analysis
- Provide town wide centralized procurement support.
- Provide town wide centralized asset management support.

Accomplishments

- Delivery and Management of International Award-winning budget of over \$82 Million in Capital and \$62 Million in Operating
- Successfully defending and protecting town wide assessment base of \$4.6 Billion
- Completed various requests for proposals/quotes for projects beginning at the end of 2023 or in 2024, such as the Asset Management Plan and Development Charges Study.
- Keeping status quo while experiencing staffing changes within the division
- Enhanced division processes such as the digitization of Accounts Payable records and Customer Service records

Who We Are

- Treasurer: 1
- Deputy Treasurer: 1
- Supervisor of Customer Service, Revenue & Taxation: 1
- Asset Management Specialist: 1
- Financial Analyst: 1
- Accounts Payable: 1

- Payroll: 2
- Centralized Customer Service: 4
- Senior Procurement Specialist: 1
- Tax and Revenue Clerk: 1
- Senior Financial Analyst: 1



Finance 2024 Operating Budget - 5 Years

	2022 Actuals	2023 Approved Budget	2024 Proposed Budget	2024 \$ Change	2024 % Change	2025 Proposed Budget	2026 Proposed Budget	2027 Proposed Budget	2028 Proposed Budget
Finance									
User Fees	(77,328)	(94,561)	(81,530)	13,031	(13.8%)	(83,030)	(84,279)	(85,549)	(86,840)
Grants	(2,100)								
Fines	(1,478)	(5,661)	(3,175)	2,486	(43.9%)	(3,195)	(3,215)	(3,236)	(3,257)
Other Revenues		(3,000)	(3,000)			(3,000)	(3,000)	(3,000)	(3,000)
Sub-total Revenues	(80,906)	(103,222)	(87,705)	15,517	(15.0%)	(89,225)	(90,494)	(91,785)	(93,097)
Compensation	1,186,028	1,628,703	1,822,659	193,956	11.9%	1,874,168	1,927,184	1,982,924	2,038,316
Professional Development and Assoc. Fees	17,637	14,500	27,400	12,900	89.0%	27,948	28,507	29,077	29,659
Office and Administration	73,472	69,592	70,689	1,097	1.6%	72,589	73,307	75,252	76,022
Public Relations, Promotions and Events	9,047	1,100	1,122	22	2.0%	1,144	1,167	1,190	1,214
Licences and Support	41,085	44,529	47,775	3,246	7.3%	45,670	46,582	47,514	48,465
Maintenance and Repairs	4,078	4,762	4,857	95	2.0%	4,954	5,053	5,155	5,258
Equipment Purchases	3,656	4,000	4,080	80	2.0%	4,162	4,245	4,330	4,417
Professional Fees	39,474	33,500	29,770	(3,730)	(11.1%)	36,799	30,318	30,596	38,047
Inter-Departmental Re-Allocations	(88,352)	(62,750)	(69,700)	(6,950)	11.1%	(69,700)	(69,700)	(69,700)	(69,700)
Sub-total Expenses	1,286,125	1,737,936	1,938,652	200,716	11.5%	1,997,734	2,046,663	2,106,338	2,171,698
Transfers to(from) Reserve	20,000	(56,158)	20,000	76,158	(135.6%)	20,000	20,000	20,000	20,000
Total Transfers	20,000	(56,158)	20,000	76,158	(135.6%)	20,000	20,000	20,000	20,000
Total Finance Levy Impact	1,225,219	1,578,556	1,870,947	292,391	18.5%	1,928,509	1,976,169	2,034,553	2,098,601



Finance 2024 Operating Budget - 5 Years

	2022 Actuals	2023 Approved Budget	2024 Proposed Budget	2024 \$ Change	2024 % Change	2025 Proposed Budget	2026 Proposed Budget	2027 Proposed Budget	2028 Proposed Budget
Total Finance Levy Impact	1,225,219	1,578,556	1,870,947	292,391	18.5%	1,928,509	1,976,169	2,034,553	2,098,601

5 Year Levy Impact - Operating

2023	1,578,556
2024	1,870,947
2025	1,928,509
2026	1,976,169
2027	2,034,553
2028	2,098,601

Material Drivers 2024-2028

	2024	2025	2026	2027	2028
Net Change Levy Impact	292,391	57,562	47,660	58,384	64,048
Reallocations					
GM & EA Compensation	(125,616)				
CSR reallocation	257,845				
Inflationary Impact					
Salaries & Benefits	39,114	51,509	53,016	55,740	55,392
Transfers to(from) Reserve	76,158				
Professional Development	12,900				
Service Level Impact					
Financial Analyst - Contract	(118,006)				
Financial Analyst - Full Time	118,006				
Staffing Restructuring	22,613				

Individual Drivers not exceeding \$10,000 have been excluded



Finance 2024 Capital Budget - 10 Years

	2024	2025	2026	2027	2028	2029	2030	2031	2032	2033
20 Capital Fund										
Division: 260 Finance										
21167.1000 Photocopier--Town Hall-87 Broadway		20,000								
B1401.0000 Document Folding & Inserting System	20,000									
Total Investment in Capital	20,000	20,000								
Less: Funding Sources										
Reserves/ Reserve Funds		4,000								
Total Other Funding Sources		4,000								
Total Finance Levy Impact	20,000	16,000								

Town of Orangeville

Capital Projects

Project	B1401.0000 Document Folding & Inserting System		
Department	Finance		
Version	3 Management Review 1	Year	2024

Description							
Project Details							
Replacement of Folder-Inserter as the current system is nearing it's end of life and parts will not be available for it. It is necessary to update the system to ensure there is no interruption with mailing.							

Budget							
	Total	2024	2025	2026	2027	2028	2029-2033
Expenditures	20,000	20,000					
Funding							
Tax Levy							
Trf from Levy	20,000	20,000					
	20,000	20,000					
Funding Total	20,000	20,000					

Attributes		
Attribute	Value	Comment
Department	Finance	
Loc.Fleet.Eqpt	0000	
Budget Year	2024	
Priority	High	
Status	New Capital Project	
Project Type	Replacement	
Service Life	10	
Approval Status	Approved	
Project Reference		
Activity	B1401 <Generated>	
Strategic Plan	Corporate Capacity	INNOVATION - Promote service delivery innovation through modern approaches
Other plans and studies		
Other plans and studies		

Town of Orangeville

Capital Projects

Project	B1401.0000 Document Folding & Inserting System		
Department	Finance		
Version	3 Management Review 1	Year	2024

Attributes		
Attribute	Value	Comment
Procurement	No	
Communications	No	
Information Technology	No	

Clerks

RAYLENE MARTELL, TOWN CLERK
*WITH SUPPORT FROM TRACY MACDONALD,
ACTING TOWN CLERK*

The Clerk's Division is responsible for legislative services to Council and its advisory committees, managing the records of the Town, freedom of information, by-law enforcement, processing permits and licences as well as administering the municipal election.

The key initiatives we are undertaking in 2024 include:

- Increased focus on the Town's Records Management Program including ongoing education with respect to records management best practices;
- Enhancements to the by-law enforcement program including the development of a workplan with respect to administrative monetary penalties;
- Continuing implementation of additional agenda management software features to enhance meeting efficiency;
- Review of the Town's Regulatory By-laws, per Council's approved work plan, to align with the needs of the community;





By the numbers

Who We Serve

31,000

residents of Orangeville

17

divisions within the Town

Businesses and Not-for-profit organizations in the Town

Council and Committee members

Visitors

Who We Are

Clerk: 1

Deputy Clerk: 1

Supervisor, Licensing & By-law Enforcement: 1

Assistant Clerk: 1

Licensing and Council Services Assistant: 1

Legislative Coordinator: 1

Legislative Assistant: 1

Records Coordinator: 1

Records Assistant: 1

By-law Officers: 2

Part-time By-law Officers: 3

How We Measure

Marriage Licences: 222

Burial Permits: 306

Restaurant Licences: 104

Mobile Food Vendors: 9

Sale of Fireworks: 7

Pet Shops: 2

Hens: 2

Lottery Licences: 18

Vehicle For Hire:

- Drivers: 31
- Owners: 14
- Brokers: 3
- Transportation Network Companies: 1

Sign Permits: 122

Commissioning of Documents: 108

Freedom of Information Requests: 21

Committee of Adjustment Applications: 16

Meetings planned to the end of 2023:

- Council Meetings: 26
- Public Meetings: 4
- Committee Meetings: 57

By-law complaints: 813

By-law inquiries: 91

False Alarm files: 148

Parking Tickets: 3,288

What We Do

- The Clerk’s Division facilitates the decision-making function of the Town by providing legislative and administrative support to Council and Committees of Council, including internal and external stakeholders.
- Administer and coordinate Council and Committee agenda management, including the distribution and reporting out of decisions and directions.
- Coordinate the committee recruitment and appointment process, including orientation and training program.
- Conduct municipal elections and the Council orientation process.
- Develop and administer the records management program for the corporation and manage inactive files transferred to the Records Centre and the Dufferin Museum.
- Administer access and privacy requirements and coordinate Municipal Freedom of Information and Protection of Privacy requests.
- Manage the Town’s licensing program: Lottery, Restaurants, Fireworks Display, Mobile Food Vendors, Pet Shops, Hens, Vehicle for Hire, Signs, Towing Services and Vehicle Storage Yards.
- Management of Vital Statistics: Marriage and Death registrations.
- Provide Commissioner of Oaths services.
- Community Standards Enforcement, including Property Standards, Signs, Zoning, Noise, Parking.

Accomplishments

- Completed the 2022 Municipal and School Board election cycle – incl. candidate financial filings and public reporting requirements
- Facilitated appointments to 7 boards and 11 advisory committees, including the recruitment and onboarding of 68 volunteers
- Streamlined Council and Committee Meeting Procedures – incl. enhancements to agenda management system and meeting processes
- Enhancements of Records Program – incl. updating the Town’s Records Retention By-law
- Initiated False Alarm education pilot program
- Updated Parking Set Fine amounts
- Provision of licensing and enforcement services related to Vehicle for Hire for Grand Valley, Mono, Shelburne

Clerks 2024 Operating Budget - 5 Years

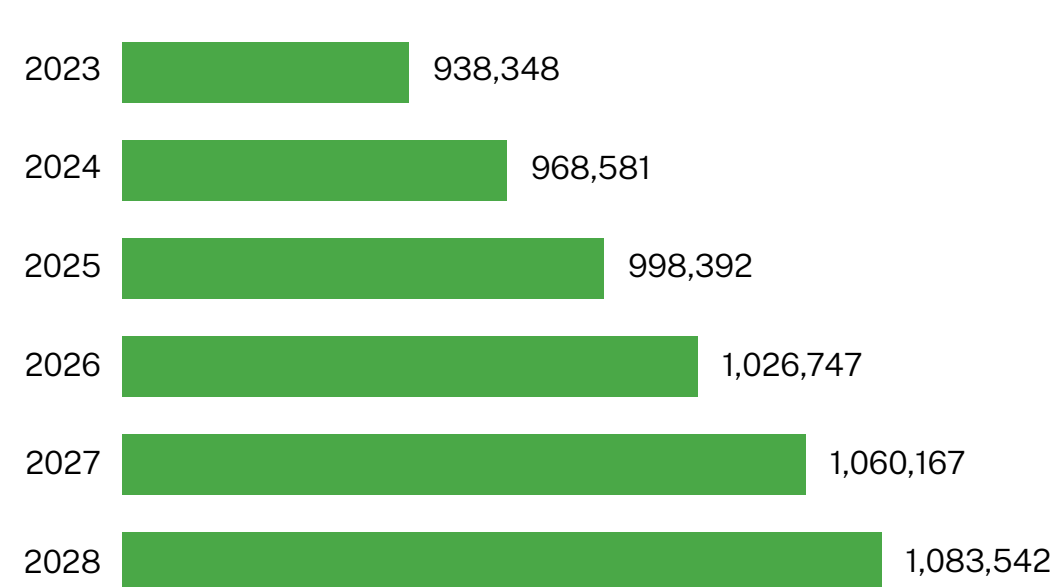
	2022 Actuals	2023 Approved Budget	2024 Proposed Budget	2024 \$ Change	2024 % Change	2025 Proposed Budget	2026 Proposed Budget	2027 Proposed Budget	2028 Proposed Budget
Clerks									
User Fees	(23,945)	(24,100)	(24,100)			(24,200)	(24,400)	(24,600)	(24,800)
Licences and Permits	(72,628)	(76,500)	(114,500)	(38,000)	49.7%	(116,250)	(117,500)	(119,000)	(120,250)
Other Revenues	(4,956)								
Sub-total Revenues	(101,529)	(100,600)	(138,600)	(38,000)	37.8%	(140,450)	(141,900)	(143,600)	(145,050)
Compensation	885,949	1,113,023	940,681	(172,342)	(15.5%)	966,342	1,038,272	1,020,017	1,048,092
Professional Development and Assoc. Fees	8,218	21,700	23,900	2,200	10.1%	24,150	26,900	24,750	25,100
Office and Administration	92,540	31,900	32,800	900	2.8%	34,900	162,850	37,050	38,100
Public Relations, Promotions and Events	16,310	2,200	3,200	1,000	45.5%	3,350	13,500	3,650	3,800
Licences and Support	14,485	16,000	16,500	500	3.1%	17,000	17,500	18,000	18,500
Maintenance and Repairs		700	700			800	900	1,000	1,100
Equipment Purchases	5,287	10,000	10,000			10,000	10,000	10,000	10,000
Outside Services	57,507	3,200		(3,200)	(100.0%)	2,900	83,000	3,900	
Professional Fees		5,700	9,000	3,300	57.9%	9,000	8,000	10,000	8,500
Inter-Departmental Re-Allocations	1,048	1,935		(1,935)	(100.0%)				
Sub-total Expenses	1,081,344	1,206,358	1,036,781	(169,577)	(14.1%)	1,068,442	1,360,922	1,128,367	1,153,192
Transfers to(from) Reserve	(68,304)	(167,410)	70,400	237,810	(142.1%)	70,400	(192,275)	75,400	75,400
Total Transfers	(68,304)	(167,410)	70,400	237,810	(142.1%)	70,400	(192,275)	75,400	75,400
Total Clerks Levy Impact	911,511	938,348	968,581	30,233	3.2%	998,392	1,026,747	1,060,167	1,083,542



Clerks 2024 Operating Budget - 5 Years

	2022 Actuals	2023 Approved Budget	2024 Proposed Budget	2024 \$ Change	2024 % Change	2025 Proposed Budget	2026 Proposed Budget	2027 Proposed Budget	2028 Proposed Budget
Total Clerks Levy Impact	911,511	938,348	968,581	30,233	3.2%	998,392	1,026,747	1,060,167	1,083,542

5 Year Levy Impact - Operating



Material Drivers 2024-2028

	2024	2025	2026	2027	2028
Net Change Levy Impact	30,233	29,811	28,355	33,420	23,375
Reallocation					
GM & EA Compensation Reallocation	(73,360)				
CSR Compensation Reallocation	(85,948)				
Licencing related revenue to Clerks	(47,000)				
Reallocation of bylaw staff	35,120				
Inflationary Impact					
Trf from Reserve -contracts (end 2023)	222,810				
Salaries and Benefits -contracts (end 2023)	(222,810)				
Salaries and Benefits	38,736	25,661	26,455	27,220	28,075
Trf to Reserve -Elections	15,000				
Service Level Impact					
Election Costs			264,775	(261,775)	
Trf from Reserve -Elections			(267,675)	267,675	
Supervisor, Licensing & By-law enforcement	135,920				

Individual Drivers not exceeding \$10,000 have been excluded



Clerks 2024 Capital Budget - 10 Years

	2024	2025	2026	2027	2028	2029	2030	2031	2032	2033
20 Capital Fund										
Division: 160 Clerks										
21167.0000 Photocopier			10,000							
B1409.0000 RP-Records and Information Management Strategy	125,000									
B1410.0000 RP-Provision for RIM Software Application(s)	220,442	34,729	36,465	38,288	40,202	42,212	44,323	46,539	48,866	51,309
Total Investment in Capital	345,442	34,729	46,465	38,288	40,202	42,212	44,323	46,539	48,866	51,309
Less: Funding Sources										
Reserves/ Reserve Funds	318,367	6,000	8,000	6,000	6,000	6,000	6,000	6,000	6,000	6,000
Total Other Funding Sources	318,367	6,000	8,000	6,000	6,000	6,000	6,000	6,000	6,000	6,000
Total Clerks Levy Impact	27,075	28,729	38,465	32,288	34,202	36,212	38,323	40,539	42,866	45,309

Town of Orangeville

Capital Projects

Project	B1409.0000 RP - Records and Information Management Strategy		
Department	Clerks		
Version	3 Management Review 1	Year	2024

Description	
Project Details	
<p>Municipalities, similar to all government agencies, often face challenges in organizing and managing complex information. Effective records and information management establishes a framework for efficiently and effectively managing records of all formats. The records and information management (RIM) program will ensure that the Town of maintains, preserves and disposes of records in accordance with fiscal, operational, legal and regulatory requirements and in accordance with historical/archival needs. Undertaking a comprehensive strategy will be a means of facilitating good record and information keeping practices, fostering greater accountability and transparency in records and information management.</p> <p>From storage to final disposition, the Town needs to ensure a comprehensive strategy and policies are in-place. An external agency will be solicited to help the Town establish an effective Records and Information Management (RIM) Program. The strategy will focus on how to properly manage electronic records, including how to properly scan and digitize, how to better manage email records. Subsequent to this strategy and any resulting policy updates, staff will look for appropriate software solutions to build a robust records and information management program.</p> <p>Project has been funded by reprioritized funds.</p>	

Budget							
Total	2024	2025	2026	2027	2028	2029-2033	

Attributes		
Attribute	Value	Comment
Department	Clerks	
Loc.Fleet.Eqpt	0000	
Budget Year	2024	
Priority	Legislated	
Status	New Capital Project	
Project Type	New Acquisition	
Service Life	10 years	
Approval Status	Approved	
Project Reference		
Activity	B1409 <Generated>	
Strategic Plan	Corporate Capacity	Approachability
Other plans and studies		
Other plans and studies		
Procurement	Yes	Q1
Communications	No	
Information Technology	Yes	Q3

Town of Orangeville

Capital Projects

Project	B1410.0000 RP - Provision for RIM Software Application(s)		
Department	Clerks		
Version	3 Management Review 1	Year	2024

Description	
Project Details	
<p>In alignment with a forthcoming strategy on records and information management, and any resulting policy updates, staff will explore the marketplace for software solutions to build a robust records and information management program. The successful application must be capable of fulfilling the Town's long-term records and information management needs in an efficient manner that integrates seamlessly with other software platforms throughout the organization. This project will proceed only when a clear Records and Information Management Strategy has been established.</p> <p>Project has mostly been funded by reprioritized funds.</p>	

Budget							
Total	2024	2025	2026	2027	2028	2029-2033	

Expenditures	416,008	33,075	34,729	36,465	38,288	40,202	233,249
Funding							
Transfers from Reserve/Reserve							
Trf from Res - Corporate System	60,000	6,000	6,000	6,000	6,000	6,000	30,000
	60,000	6,000	6,000	6,000	6,000	6,000	30,000
Tax Levy							
Trf from Levy	356,008	27,075	28,729	30,465	32,288	34,202	203,249
	356,008	27,075	28,729	30,465	32,288	34,202	203,249
Funding Total	416,008	33,075	34,729	36,465	38,288	40,202	233,249

Attributes		
Attribute	Value	Comment
Department	Clerks	
Loc.Fleet.Eqpt	0000	
Budget Year	2024	
Priority	Legislated	
Status	New Capital Project	
Project Type	New Acquisition	
Service Life	10 years	
Approval Status	Approved	
Project Reference		
Activity	B1410 <Generated>	



Town of Orangeville

Capital Projects

Project	B1410.0000 RP - Provision for RIM Software Application(s)		
Department	Clerks		
Version	3 Management Review 1	Year	2024

Attributes		
Attribute	Value	Comment
Strategic Plan	Corporate Capacity	Approachability
Other plans and studies		
Other plans and studies		
Procurement	Yes	Q4
Communications	No	
Information Technology	Yes	Q4



Clerks // By-Law Enforcement 2024 Operating Budget - 5 Years

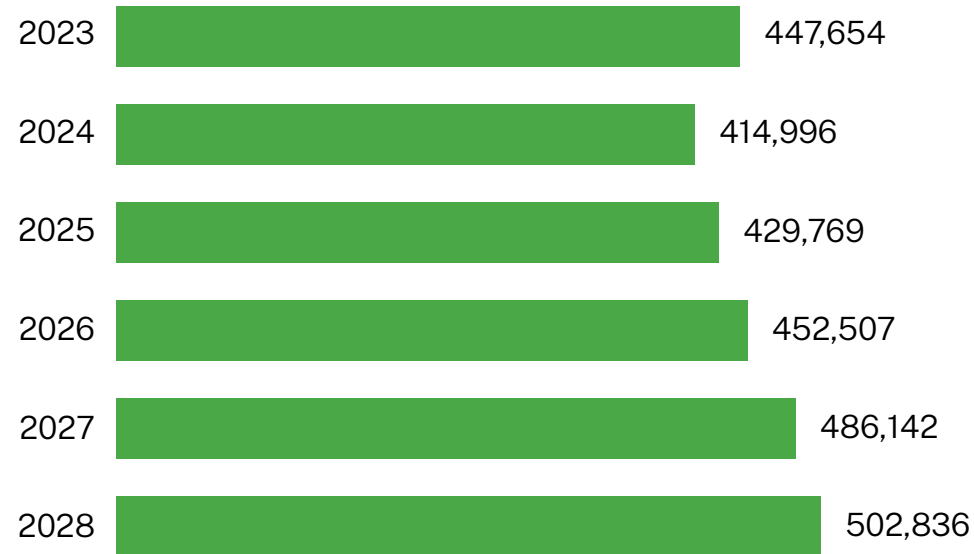
	2022 Actuals	2023 Approved Budget	2024 Proposed Budget	2024 \$ Change	2024 % Change	2025 Proposed Budget	2026 Proposed Budget	2027 Proposed Budget	2028 Proposed Budget
By-Law Enforcement									
Licences and Permits	(51,678)	(45,000)		45,000	(100.0%)				
Agreement and Lease Revenue	(3,671)	(3,000)		3,000	(100.0%)				
Fines	(124,570)	(90,000)	(120,000)	(30,000)	33.3%	(120,000)	(120,000)	(120,000)	(120,000)
Other Revenues	(12,263)	(15,000)	(19,000)	(4,000)	26.7%	(19,000)	(19,000)	(19,000)	(19,000)
Sub-total Revenues:	(192,182)	(153,000)	(139,000)	14,000	(9.2%)	(139,000)	(139,000)	(139,000)	(139,000)
Compensation	465,859	496,399	385,391	(111,008)	(22.4%)	396,312	407,563	419,183	431,152
Insurance	4,617	5,171	6,724	1,553	30.0%	7,396	8,136	8,950	9,845
Professional Development and Assoc. Fees	4,150	7,650	7,700	50	0.7%	7,850	8,000	8,150	8,300
Office and Administration	5,809	13,750	13,350	(400)	(2.9%)	13,750	14,175	14,600	15,025
Public Relations, Promotions and Events	114	500	600	100	20.0%	600	650	700	750
Licences and Support	219	800	800			850	850	900	900
Service and Lease Agreements	18	23,076	30,849	7,773	33.7%	31,467	32,097	32,739	33,393
Safety Equipment and Clothing	932	3,600	4,000	400	11.1%	4,000	4,100	4,200	4,300
Fuel	7,769	2,900	8,934	6,034	208.1%	9,828	10,810	11,891	13,080
Materials and Supplies	10,680	7,400	7,750	350	4.7%	8,000	8,300	8,550	8,850
Maintenance and Repairs	12,034	17,316	24,814	7,498	43.3%	25,364	25,820	26,279	26,741
Equipment Purchases	197		800	800	100.0%	850	900	950	1,000
Outside Services	2,275	1,200	1,300	100	8.3%	1,400	1,500	1,600	1,700
Professional Fees	70,693	84,850	85,150	300	0.4%	85,750	86,100	86,450	86,800
Inter-Departmental Re-Allocations	466	860		(860)	(100.0%)				
Sub-total Expenses:	585,832	665,472	578,162	(87,310)	(13.1%)	593,417	609,001	625,142	641,836
Transfers to(from) Reserve	(73,597)	(64,818)	(24,166)	40,652	(62.7%)	(24,648)	(17,494)		
Total Transfers	(73,597)	(64,818)	(24,166)	40,652	(62.7%)	(24,648)	(17,494)		
Total By-Law Levy Impact	320,053	447,654	414,996	(32,658)	(7.3%)	429,769	452,507	486,142	502,836



Clerks // By-Law Enforcement 2024 Operating Budget - 5 Years

	2022 Actuals	2023 Approved Budget	2024 Proposed Budget	2024 \$ Change	2024 % Change	2025 Proposed Budget	2026 Proposed Budget	2027 Proposed Budget	2028 Proposed Budget
Total By-Law Levy Impact	320,053	447,654	414,996	(32,658)	(7.3%)	429,769	452,507	486,142	502,836

5 Year Levy Impact - Operating



Material Drivers 2024-2028

	2024	2025	2026	2027	2028
Net Change Levy Impact	(32,658)	14,773	22,738	33,635	16,694
Reallocations					
CSR Reallocation	(85,948)				
Licencing revenue to Clerks	47,000				
Bylaw staff	(35,120)				
Previously Endorsed					
Vehicle Lease - Enterprise	12,821				
Trf from Reserve - Enterprise				17,494	
Inflationary Impact					
Salaries & Benefits	10,060	10,921	11,251	11,620	11,969
Parking Fines	(30,000)				
Trf from Reserve - Working Funds	41,126				

Individual Drivers not exceeding \$10,000 have been excluded

Information Technology

CHRIS MOORE, ACTING INFORMATION TECHNOLOGY MANAGER

WITH SUPPORT FROM ADE ADEYOMOYE, ACTING INFORMATION TECHNOLOGY MANAGER

Technology and information play an integral role in how we deliver excellent programs and services to the departments and divisions that serve the citizens and businesses of Orangeville. From systems that monitor water quality to real-time technology, to tracking bus locations from a phone or computer, the town is embracing resident-focused technology that helps to improve day-to-day service experiences for all. Technology and information also play a role in providing the tools that Town Staff need to do their work daily, whether in the office, in the field, or while working remotely. Our people are our greatest asset – they work at the Town because of their desire to serve and to make a positive impact in the community. IT is focused on working with managers, staff, and senior leaders to ensure that the right information is available to continue to serve the citizens and businesses in Orangeville.

From late 2022 to early 2023 there was a significant transition in the leadership of the Information Technology division which led to a town-wide review of all programs and initiatives under the responsibility of the Manager of Information and Technology.

The objective of the review and related actions was to reset the priorities and approaches within IT and to set the division on a new path that aligned with the goals and objectives of the organization. This review led to the restructuring of the existing IT division to a more business-focused and dynamic (agile) team, now seen by other departments/divisions as a

supporting partner, and not just an enabler. The changes include the addition of a Jnr. Helpdesk technician and IT Technician who significantly reduced the turnaround time of the resolution of issue logs year to date. Also, the creation of two project-focus offices (Enterprise projects and IT Transformation projects) has enabled the IT team to simultaneously and readily address lingering projects that were either abandoned or unnecessarily prolonged in the past.

Post-restructuring, the team undertook a few projects alongside our internal stakeholders and has gained major milestones in a few. A few of the initiatives/projects are listed below:

- Parking Ticket Management System replacing the unsupported legacy manual system.
- Upgrading the Financial solution (GP) to the latest version to address the issues related to support and security.
- Development of a GIS Strategy - to implement a standardized workflow, structure, and governance in for the Town's assets and spatial information.
- GIS- Street Scan – provided the latest and cleaned copies of Town digital road network for the Street Scan project
- Enterprise Architecture development – Built the Application architecture for implementation of EA principles.



- Revamp of council chamber technology to enhance meetings for council and ongoing availability for council delegation
- Deployment of smart meeting rooms at the Town hall for efficiency and increased virtual attendance.
- Upgrade the existing CRM solution to a more scalable, enhanced, and user-friendly solution to eradicate outstanding issues (bugs) and security concerns.
- Revamp/upgrade of our website to accommodate legislative requirements (AODA), enhanced performance by reducing the frequency of downtimes.
- Successful in-house configuration of info screen at the Rec Centre (Alder) to temporarily display games logistics, pending the deployment of the permanent COTS solution.
- Revisiting the scope of the Info Screen Project to accommodate other divisions
- Development of SCADA master plan- to implement a standardize workflow, structure and governance of water and wastewater services.
- Development of long-term Cyber Security Strategy - to prevent cyber-attacks and to secure our enterprise infrastructure, applications and users from intrusion.

While we aim to complete most of these projects in 2023, a few of them are multi-year projects and are just in their first year.

The 2024 operating budget has also been realigned to reflect current commitments and contractual agreements in place to support the new direction. In preparing the 2024 capital budget, several existing capital projects have been moved from the IT division and redeployed to the divisions that have direct oversight of the business needs of those divisions. This will ensure proper alignment of accountability and responsibility.



By the numbers

Who We Serve

31,000

residents of Orangeville

17

divisions within the Town

Visitors/Tourists via free WIFI
Non-profits, Orangeville Theatre

Provide Fiber services to broader
public sector partners.

How We Measure

1,123 work orders closed year to date

245 TB of network traffic every week
(the equivalent of 110,000 DVD's being
copied every week.)

WIFI 3,500 + unique monthly connections
to public access

2,400+ inbound and outbound calls on
town phone systems every week.

What We Do

- Provide operational support for technology requirements for the Town's departments and staff.
- Operate and manage fiber optic network providing cost recoveries from broader public sector organizations.
- Provide access to Geospatial information and easy to use web tools to staff, visitors and residents.

Accomplishments

- Reviewed all IT vendor relationships to ensure alignment with Town of Orangeville procurement bylaw.
- Review all IT vendor contracts and agreements to ensure currency and documents in corporate records system.
- Reviewed all aspects of the Town's Fibre Optic network to ensure all agreements current and all insurance requirements met.
- Recovered 5 years of revenue from leasing of Dark Fibre to Hydro One Telecom (Acronym Solutions).
- Developed Corporate IT Governance model for implementation in 2023/2024.

Who We Are

Manager, Information Technology: 1

Project Manager, Enterprise Projects (secondment): 1

Project Manager, IT Transformation (secondment) : 1

Software Development Engineer: 1

Systems Administrator: 1

Help Desk Technician (contract): 1


Jr Help Desk Technician (contract): 1

GIS Technologist: 1

Junior GIS Tech: 1

Application Support Analyst: 1

Business Analyst (contract): 1



Information Technology 2024 Operating Budget - 5 Years

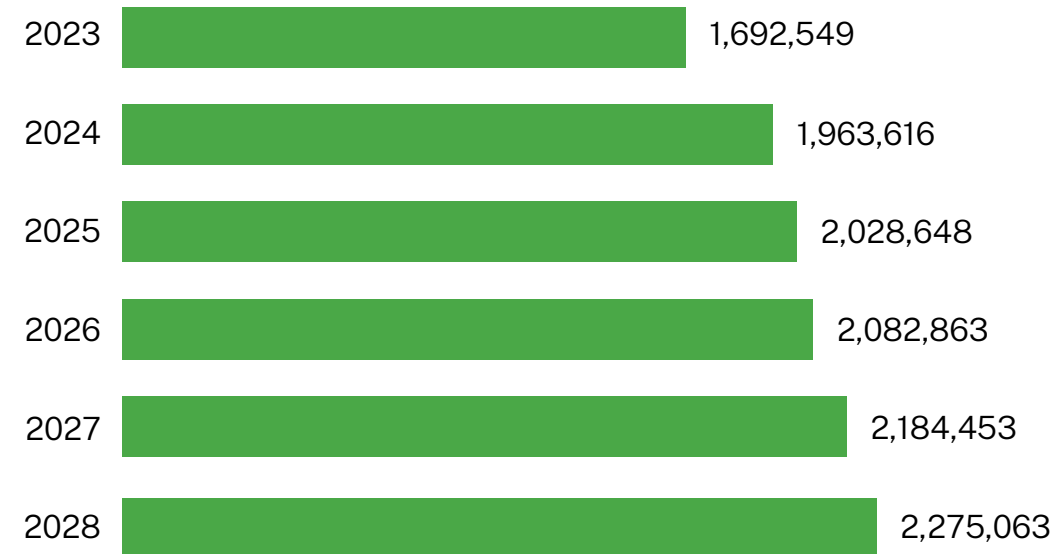
	2022 Actuals	2023 Approved Budget	2024 Proposed Budget	2024 \$ Change	2024 % Change	2025 Proposed Budget	2026 Proposed Budget	2027 Proposed Budget	2028 Proposed Budget
Information Technology									
Grants	(2,953)								
Agreement and Lease Revenue	(9,600)	(24,000)	(24,000)			(24,000)	(24,000)	(24,000)	(24,000)
Other Revenues	(59,210)	(83,088)	(60,588)	22,500	(27.1%)	(60,588)	(60,588)	(60,588)	(60,588)
Sub-total Revenues	(71,763)	(107,088)	(84,588)	22,500	(21.0%)	(84,588)	(84,588)	(84,588)	(84,588)
Compensation	1,181,530	1,172,972	1,102,207	(70,765)	(6.0%)	1,133,520	1,165,126	1,197,755	1,231,361
Professional Development and Assoc. Fees	29,617	23,200	20,000	(3,200)	(13.8%)	22,000	22,000	24,000	24,000
Office and Administration	126,512	149,145	166,786	17,641	11.8%	170,761	172,884	177,110	181,639
Service and Lease Agreements	736,525	906,791	1,066,737	159,946	17.6%	1,111,879	1,153,840	1,217,620	1,267,595
Maintenance and Repairs	19,207	15,000	18,000	3,000	20.0%	21,000	24,000	27,000	30,000
Equipment Purchases		300	2,000	1,700	566.7%	2,000	1,500	1,500	1,000
Professional Fees	48,560	60,000	83,063	23,063	38.4%	80,300	60,000	60,000	60,000
Inter-Departmental Re-Allocations	(342,812)	(565,021)	(504,229)	60,792	(10.8%)	(521,864)	(525,539)	(529,584)	(529,584)
Sub-total Expenses	1,799,139	1,762,387	1,954,564	192,177	10.9%	2,019,596	2,073,811	2,175,401	2,266,011
Transfers to(from) Reserve	25,000	37,250	93,640	56,390	151.4%	93,640	93,640	93,640	93,640
Total Transfers	25,000	37,250	93,640	56,390	151.4%	93,640	93,640	93,640	93,640
Total Information Technology Levy Impact	1,752,376	1,692,549	1,963,616	271,067	16.0%	2,028,648	2,082,863	2,184,453	2,275,063



Information Technology 2024 Operating Budget - 5 Years

	2022 Actuals	2023 Approved Budget	2024 Proposed Budget	2024 \$ Change	2024 % Change	2025 Proposed Budget	2026 Proposed Budget	2027 Proposed Budget	2028 Proposed Budget
Total Information Technology Levy Impact	1,752,376	1,692,549	1,963,616	271,067	16.0%	2,028,648	2,082,863	2,184,453	2,275,063

5 Year Levy Impact - Operating



Material Drivers 2024-2028

	2024	2025	2026	2027	2028
Net Change Levy Impact	271,067	65,032	54,215	101,590	90,610
Reallocations					
GM & EA Compensation	(62,808)				
Inflationary Impact					
Salaries & Benefits	29,792	31,313	31,606	32,629	33,606
Telecommunications	10,100				
Software Agreements	84,455	35,105	31,230	32,237	33,200
Hardware Agreements				25,302	10,312
Fibre Network	(12,717)				
Corporate Systems - Interdept	(16,430)	(17,635)			
Service Level Impact					
Inter-Departmental Trf	140,265				
Mgr of Digital Transformation	(173,041)				
IT Enterprise Project Manager	135,292				
Agreements	91,538		(20,000)		
Student Grant Funding	22,500				

Individual Drivers not exceeding \$10,000 have been excluded



Information Technology 2024 Capital Budget - 10 Years

	2024	2025	2026	2027	2028	2029	2030	2031	2032	2033
20 Capital Fund										
Division: 280 Information Technology										
20300.0000 Phone System Upgrades	5,000		45,000	5,000			10,000	60,000		
20320.0000 CF-Computer Hardware	400,077	191,263	200,114	209,619	328,284	346,615	163,120	169,805	286,678	334,705
21168.0000 CF-Security and Data Integrity	254,334	159,672	117,619	172,644	54,750	55,850	191,940	114,218	61,587	64,050
B1407.0000 Website Updates		150,000					150,000			
B1411.1000 RP-Parking Management System Software	150,000									
B1412.1000 RP-CRM System Upgrade	100,000									
B1413.1000 RP-Tax and Financial Accounting System	240,291	400,000								
B1414.1000 RP-IT Master Plan	125,000									
B1415.1000 RP-GIS Strategy	125,000									
B1416.1000 RP-Provision for EAM Software Application(s)	244,144									
Total Investment in Capital	1,643,846	900,935	362,733	387,263	383,034	402,465	515,060	344,023	348,265	398,755
Less: Funding Sources										
Reserves/ Reserve Funds	1,422,358	276,367	114,912	84,009	83,360	86,078	100,206	128,226	75,812	
Total Other Funding Sources	1,422,358	276,367	114,912	84,009	83,360	86,078	100,206	128,226	75,812	
Total Information Technology Levy Impact	221,488	624,568	247,821	303,254	299,674	316,387	414,854	215,797	272,453	398,755

Town of Orangeville

Capital Projects

Project	20300.0000 Phone System Upgrades --		
Department	Information Technology		
Version	3 Management Review 1	Year	2024

Description	
Project Details	
Replacement of Voice Gateways (10) occurs every 10 years.	

Budget							
	Total	2024	2025	2026	2027	2028	2029-2033
Expenditures	125,000	5,000		45,000	5,000		70,000
Funding							
Transfers from Reserve/Reserve							
Trf from RF - General Capital	125,000	5,000		45,000	5,000		70,000
	125,000	5,000		45,000	5,000		70,000
Funding Total	125,000	5,000		45,000	5,000		70,000

Attributes		
Attribute	Value	Comment
Department	Information Technology	
Loc.Fleet.Eqpt	0000	
Budget Year	2018	
Priority	High	
Status	Existing Capital Project	
Project Type	Replacement	
Service Life	5 Years	
Approval Status	Approved	
Project Reference		
Activity	20300 Phone System Upgrades	
Strategic Plan	Corporate Capacity	Innovation
Other plans and studies		
Other plans and studies		

Town of Orangeville

Capital Projects

Project	20300.0000 Phone System Upgrades --		
Department	Information Technology		
Version	3 Management Review 1	Year	2024

Attributes		
Attribute	Value	Comment
Procurement	No	
Communications	No	
Information Technology	Yes	

Town of Orangeville

Capital Projects

Project	20320.0000 Computer Hardware --		
Department	Information Technology		
Version	3 Management Review 1	Year	2024

Description	
Project Details	
2024 Annual Hardware Replacement Program	
<p>Various initiatives for annual hardware replacement, including, but not limited to staff laptops, workstations, meeting room equipment, host servers, switches and LAN controllers.</p>	

Budget							
	Total	2024	2025	2026	2027	2028	2029-2033
Expenditures	2,475,263	245,060	191,263	200,114	209,619	328,284	1,300,923
Funding							
Transfers from Reserve/Reserve							
Trf from Res - Corporate System	428,113	49,012	38,253	40,023	41,924	65,657	193,244
	428,113	49,012	38,253	40,023	41,924	65,657	193,244
Tax Levy							
Trf from Levy	2,047,150	196,048	153,010	160,091	167,695	262,627	1,107,679
	2,047,150	196,048	153,010	160,091	167,695	262,627	1,107,679
Funding Total	2,475,263	245,060	191,263	200,114	209,619	328,284	1,300,923

Attributes		
Attribute	Value	Comment
Department	Information Technology	
Loc.Fleet.Eqpt	0000	
Budget Year	2018	
Priority	High	
Status	New Capital Project	
Project Type	Replacement	
Service Life	4-7 Years	
Approval Status	Approved	
Project Reference	Annual Hardware Replacement	This capital request is in line with previous years. This is the main yearly capital request put forward by IT.
Activity	20320 Computer Hardware	

Town of Orangeville

Capital Projects

Project	20320.0000 Computer Hardware --		
Department	Information Technology		
Version	3 Management Review 1	Year	2024

Attributes		
Attribute	Value	Comment
Strategic Plan	Corporate Capacity	INNOVATION
Other plans and studies		
Other plans and studies		
Procurement	No	
Communications	No	
Information Technology	Yes	

Town of Orangeville

Capital Projects

Project	21168.0000 Security and Data Integrity --		
Department	Information Technology		
Version	3 Management Review 1	Year	2024

Description
Project Details
<p>Defense technology detects cyber-threats and latent vulnerabilities in environments, such as SCADA systems, and IT networks. It also provides real-time visibility across the town's industrial and enterprise networks, allowing IT Staff to gain oversight of all their systems and protect them from cyber-threats as they emerge.</p>

Budget							
	Total	2024	2025	2026	2027	2028	2029-2033
Expenditures	1,039,130	46,800	159,672	117,619	172,644	54,750	487,645
Funding							
Transfers from Reserve/Reserve							
Trf from Res - Corporate System	271,229	21,360	38,114	29,889	37,085	17,703	127,078
	271,229	21,360	38,114	29,889	37,085	17,703	127,078
Tax Levy							
Trf from Levy	767,901	25,440	121,558	87,730	135,559	37,047	360,567
	767,901	25,440	121,558	87,730	135,559	37,047	360,567
Funding Total	1,039,130	46,800	159,672	117,619	172,644	54,750	487,645

Attributes		
Attribute	Value	Comment
Department	Information Technology	
Loc.Fleet.Eqpt	0000	
Budget Year	2019	
Priority	High	
Status	Existing Capital Project	
Project Type	Replacement	
Service Life	5 Years	
Approval Status	Approved	
Project Reference		
Activity	B0877 <Generated>	

Town of Orangeville

Capital Projects

Project	21168.0000 Security and Data Integrity --		
Department	Information Technology		
Version	3 Management Review 1	Year	2024

Attributes		
Attribute	Value	Comment
Strategic Plan	Corporate Capacity	INNOVATION
Other plans and studies		
Other plans and studies		
Procurement	No	
Communications	No	
Information Technology	Yes	

Town of Orangeville

Capital Projects

Project	B1411.1000 RP - Parking Management System Software		
Department	By-Law Enforcement		
Version	3 Management Review 1	Year	2024

Description							
Project Details							
<p>In an effort to continue promoting efficiency and operational excellence, the Town will solicit bids for a comprehensive Municipal Parking Management software platform. The goal of this system is to increase the efficiency and accuracy of parking management, thereby maximizing the associated revenue from parking infractions. The successful supplier will be expected to include integration capabilities with the Town's backbone Tax and Financial Accounting platform and the Records and Information Management software.</p> <p>Project has been funded by reprioritized funds.</p>							

Budget							
	Total	2024	2025	2026	2027	2028	2029-2033

Attributes		
Attribute	Value	Comment
Department	By-Law Enforcement	
Loc.Fleet.Eqpt	1000 Town Hall - 87 Broadway	
Budget Year	2024	
Priority	High	
Status	New Capital Project	
Project Type	New Acquisition	
Service Life	15 years	
Approval Status	Approved	
Project Reference		
Activity	B1411 <Generated>	
Strategic Plan	Corporate Capacity	Innovation
Other plans and studies		
Other plans and studies		
Procurement	Yes	Q2
Communications	No	
Information Technology	Yes	Q3/Q4

Town of Orangeville

Capital Projects

Project	B1412.1000 RP - Citizen Relationship Management (CRM) System Upgrade		
Department	Finance		
Version	3 Management Review 1	Year	2024

Description							
Project Details							
<p>The Town currently intakes numerous public inquiries via phone, email, website submissions and in-person at the main reception areas. Citizen relationship management (CRM) will help the Town to establish high-quality, two-way communication with citizens. In addition to improving customer service functions, CRM software will help streamline internal operations for more efficiency, and ultimately cost savings. The goal of this platform is to bring increased efficiency to the intake and distribution of citizen inquiries. The successful supplier will be expected to include integration capabilities with the Town's backbone Taxation and Financial Accounting platform, and Records and Information Management software.</p> <p>Project has been funded by reprioritized funds.</p>							

Budget							
	Total	2024	2025	2026	2027	2028	2029-2033

Attributes		
Attribute	Value	Comment
Department	Finance	
Loc.Fleet.Eqpt	1000 Town Hall - 87 Broadway	
Budget Year	2024	
Priority	High	
Status	New Capital Project	
Project Type	Replacement	
Service Life	10 years	
Approval Status	Approved	
Project Reference		
Activity	B1412 <Generated>	
Strategic Plan	Community Vitality	Vibrancy
Other plans and studies		
Other plans and studies		
Procurement	Yes	Q1
Communications	No	
Information Technology	Yes	Q2-Q4

Town of Orangeville

Capital Projects

Project	B1413.1000 RP - Tax and Financial Accounting System		
Department	Finance		
Version	3 Management Review 1	Year	2024

Description	
Project Details	
<p>The Town's current accounting software serves several areas such as property taxes, account receivable, accounts payable, budgeting, and cash receipting. The existing platform has been deemed end-of-life and in need of replacement. Issues exist integrating between our current software, and other third-party software platforms being deployed in other service areas.</p> <p>With the increasing use of mobile software applications on other platforms, the Town would benefit from a more modern/ cloud-based solution, that can support stronger integration measures. Additionally, as the Town continues to grow, budgeting and financial analysis continues to become more cumbersome on the existing platform.</p> <p>A more robust financial reporting tool would permit staff across the organization to better account for their services (i.e. Job costing). This would support finance staff in more efficient preparation of financial reporting, monitoring and maintenance of financial activities across the entire organization.</p> <p>Security metrics in the current solution are dated. As this database holds sensitive data, the proposed solution would be specified to have stronger security measures from both internal (staff access levels) and external perspective (hacking attempts).</p> <p>Project has been funded by reprioritized funds. As this is a multi-year project with anticipated completion in 2025, additional funding may be required when the optimal solution has been identified.</p>	

Budget							
	Total	2024	2025	2026	2027	2028	2029-2033
Expenditures	400,000		400,000				
Funding							
Transfers from Reserve/Reserve							
Trf from Res - Corporate System	200,000		200,000				
	200,000		200,000				
Tax Levy							
Trf from Levy	200,000		200,000				
	200,000		200,000				
Funding Total	400,000		400,000				

Attributes		
Attribute	Value	Comment
Department	Finance	
Loc.Fleet.Eqpt	1000 Town Hall - 87 Broadway	
Budget Year	2024	
Priority	Very High	
Status	New Capital Project	
Project Type	Replacement	
Service Life	10 years	
Approval Status	Approved	
Project Reference		
Activity	B1413 <Generated>	

Town of Orangeville

Capital Projects

Project	B1413.1000 RP - Tax and Financial Accounting System		
Department	Finance		
Version	3 Management Review 1	Year	2024

Attributes		
Attribute	Value	Comment
Strategic Plan	Future-Readiness	Capacity Building
Other plans and studies		
Other plans and studies		
Procurement	Yes	Q2
Communications	No	
Information Technology	Yes	Q3/Q4

Town of Orangeville

Capital Projects

Project	B1414.1000 RP - IT Master Plan		
Department	Information Technology		
Version	3 Management Review 1	Year	2024

Description							
Project Details							
<p>In an effort to plan effectively for information technology needs over the 5-year horizon, staff will be seeking an external consultant to support the development of an Information Technology Master Plan for the Town. This plan will present a roadmap for the Town IT services team to develop a long-term strategy, with a focus on efficiency, effectiveness and security of information assets. Key deliverables will include the establishment of a corporate IT governance structure, cyber security strategy, disaster recovery planning and prioritized initiatives to assist the Town in fulfilling internal and external strategic goals.</p> <p>Project has been funded by reprioritized funds.</p>							

Budget							
Total	2024	2025	2026	2027	2028	2029-2033	

Attributes		
Attribute	Value	Comment
Department	Information Technology	
Loc.Fleet.Eqpt	1000 Town Hall - 87 Broadway	
Budget Year	2024	
Priority	High	
Status	New Capital Project	
Project Type	New Acquisition	
Service Life	5 Years	
Approval Status	Approved	
Project Reference		
Activity	B1414 <Generated>	
Strategic Plan	Future-Readiness	Capacity
Other plans and studies		
Other plans and studies		
Procurement	Yes	Q1
Communications	No	
Information Technology	Yes	Q2-Q4

Town of Orangeville

Capital Projects

Project	B1415.1000 RP - GIS Strategy		
Department	Information Technology		
Version	3 Management Review 1	Year	2024

Description							
Project Details							
<p>GIS continues to be a critical resource for a number of departments. GIS utilization varies across service areas and including: flood mapping, locations of underground infrastructure, zoning, roads, fire service mapping, tree canopy and trail development. Most notably, GIS has been a critical resource in the realm of asset management. Data such as age and condition play a major role in asset management strategies and long-term capital planning. Critical information can be extracted and mapped for further analysis within GIS.</p> <p>Given its use by various departments, it is critical to ensure that proper protocols and governance policies are established to ensure data integrity and availability. This initiative would permit the Town to identify our GIS needs ensuring data is properly managed. The proponent would assess our current data sets and would identify framework, protocols and information governance policies surrounding this valuable data.</p> <p>Project has been funded by reprioritized funds.</p>							

Budget							
Total	2024	2025	2026	2027	2028	2029-2033	

Attributes		
Attribute	Value	Comment
Department	Information Technology	
Loc.Fleet.Eqpt	1000 Town Hall - 87 Broadway	
Budget Year	2024	
Priority	High	
Status	New Capital Project	
Project Type	New Acquisition	
Service Life	10 years	
Approval Status	Approved	
Project Reference		
Activity	B1415 <Generated>	
Strategic Plan	Future-Readiness	Capacity
Other plans and studies		
Other plans and studies		
Procurement	Yes	Q1
Communications	No	
Information Technology	Yes	Q3

Town of Orangeville

Capital Projects

Project	B1416.1000 RP - Provision for Enterprise Asset Management Software Application(s)		
Department	Information Technology		
Version	3 Management Review 1	Year	2024

Description

Project Details

The Town deploys a number of different software platforms to service the unique needs of each service area. Each of these applications plays a critical role in meeting community expectations and service delivery objectives.

A previous initiative to consolidate numerous applications onto a single platform was unsuccessful due the lack of project readiness. As such, following the completion of the IT Master Plan, this project will look to consolidate applications into an enterprise system, where possible, and integrate remaining platforms where they are functioning efficiently for the service area.

Project has been funded by reprioritized funds.

Budget

Total	2024	2025	2026	2027	2028	2029-2033
-------	------	------	------	------	------	-----------

Attributes

Attribute	Value	Comment
Department	Information Technology	
Loc.Fleet.Eqpt	1000 Town Hall - 87 Broadway	
Budget Year	2024	
Priority	Very High	
Status	New Capital Project	
Project Type	New Acquisition	
Service Life	15 years	
Approval Status	Approved	
Project Reference		
Activity	B1416 <Generated>	
Strategic Plan	Future-Readiness	Sustainability
Other plans and studies		
Other plans and studies		
Procurement	Yes	Q1
Communications	No	
Information Technology	Yes	Q2-Q4



Human Resources

JENNIFER GOHN, HUMAN RESOURCES MANAGER

This year has been both exciting and challenging. With an increase in turnover and hiring demand, the team had to adjust to a higher volume with the same number of staff and time available. For Human Resources, this year's goal was driving forward through change while still keeping up with our standards. Luckily, we enjoy being kept on our toes and appreciate the chance to continuously improve.

Some examples of new projects and initiatives this year included:

- All job postings are now posted on the Town's new HRIS, Dayforce, which meant building a new recruitment system this year within Dayforce.
- The team worked very hard on three modules as part of the WSIB's Health and Safety Excellence Program. This is an excellent program focused on preventative, proactive Health and Safety practices.

- This year's Health and Safety Awareness Campaign theme was "Movement and Mindfulness". The highlight of this year's Campaign was the Wellness Fair, which was an unprecedented accomplishment. Several local psychological and physical wellness providers were invited to the fair as vendors, and approximately 115 employees and Volunteer Firefighters attended.
- A recruitment video was developed by a company called "The Art of Storytelling", co-ordinated between the Communications and Human Resources Divisions (which you will find posted on the Town of Orangeville website under "Job Opportunities") and featuring several of our employees.

We are honoured to continue serving our employees, management, Council, and residents in the coming year.



By the numbers

Who We Serve

31,000
residents

17

17 Town divisions which includes approximately 340 employees and Volunteer Firefighters

All current, prospective, and former Town employees; Volunteer Firefighters; Council; Orangeville Police Services Board; residents and non-residents; other municipalities

Who We Are

Manager, Human Resources: 1

Senior Lead, Human Resources and Health and Safety: 1

Co-ordinator, Human Resources: 1

Assistant, Human Resources: 1

Assistant, Health and Safety: 1

What We Do

Provide Human Resources related support and information to all employees:

- Attendance Management
- Benefits
- Claims management
- Compensation
- Employee recognition program
- Employee records management
- Employee relations
- Health and Safety
- Human Resources Information Systems (HRIS) maintenance, including payroll changes
- Human Resources planning
- Labour relations
- Onboarding
- Policy and employee program development
- Recruitment and selection
- Training and development

Accomplishments

- Continued to develop and expand the Town's new Human Resources Information System (HRIS), Dayforce, including launching the Dayforce Recruitment module, while supporting employees, supervisors and administrators with using the system.
- Participated in the WSIB Health and Safety Excellence program for a third year, tackling 3 modules to 'raise the bar' on our Corporate Health and safety program.
- Hosted our first Wellness Fair during Health and Safety week.
- Launched training on neurodiversity awareness for all staff.
- Introduced new health and safety key indicators report for senior leadership
- Launched a pilot program that trained supervisors to lead their own independent recruitment process for a number of summer student and casual recruitment cycles.
- Managed a 6% increase in full-time turnover compared to last year.
- Hired 65 summer students, the largest number of students in four years.
- Delivered a refresher training program for managers and supervisors on employment legislation, Health and Safety programs, policies, performance management, and recruitment.
- Continued workplace wellness support through SharePoint resources, surveys, monthly newsletters, and webinars.
- Delivered the Health and Safety awareness campaign through a hybrid of virtual and in-person initiative.
- Researched, reviewed, and drafted new policies, including:
 - Worker Safety and Insurance Board (WSIB) Top-up
 - Public Holidays
 - Acting Appointments
 - Police Checks
- Drafted updates to existing policies, including:
 - Short-term Disability
 - Benefits
 - Inclement Weather
 - Hiring and Recruitment
 - Vacation
- Successfully organized an off-site, in-person Employee Service Recognition event.
- Helped with organizing two barbecues for staff at the Town's Operations Centre, and Town Hall.

How We Measure

Recruitment and New Hires

	2021	2022	*2023
Full-time	18	23	17
Part-time/ Casual/Contract	60	105	93
Volunteer Firefighters	0	10	5

* As of Sept 1st, 2023

Job Postings

	2021	2022	*2023
Full-time	25	38	23
Part-time, Casual, Contract, or Volunteer Firefighters (some with multi- ple vacancies)	32	44	53

* As of Sept 1st, 2023

Employee Assistance Program Usage

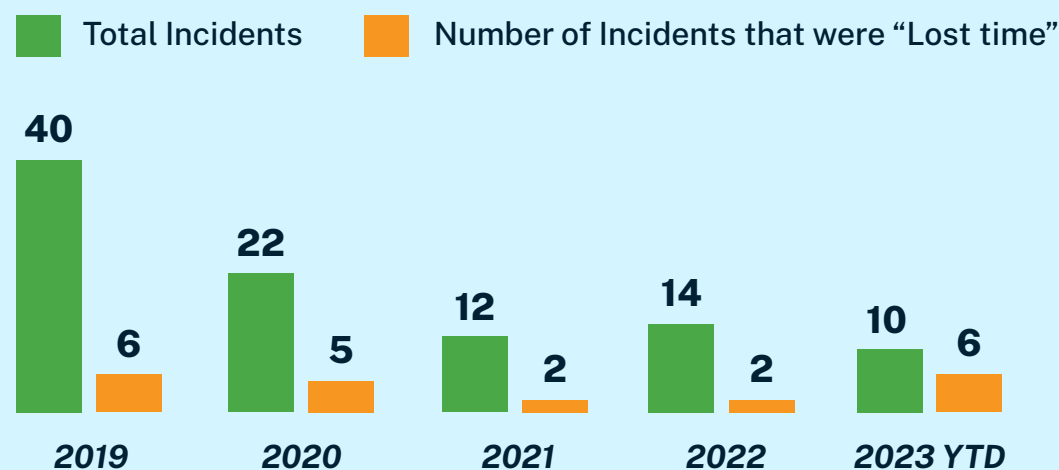
2023 YTD

18 Total Cases

18 Total Users

Health and Safety Metrics

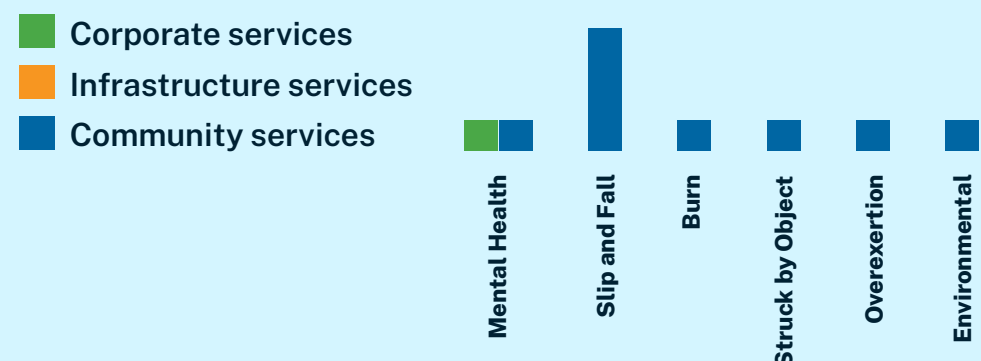
Total Incidents



2023 YTD Incident Frequency

Corporate Services	1
Infrastructure Services	0
Community Services	9

Types of Incidents by Department



Short Term Disability

Short-term Disability (STD) Claims increased in 2021 and 2022 but have declined this year. None of the STD claims this year were known to be related to COVID-19, compared to last year which saw 12 COVID-19 related claims.

2019: 23*
2020: 22*
2021: 28
2022: 36
2023 YTD: 22

* Police taken out

WSIB Health and Safety Excellence Program

Three modules were reviewed and approved in 2023:

- Hot Work (Hazard Control)
- Monitoring, Measurement and Analysis
- Reviewing Health and Safety Trends

Based on the approval, we will receive a rebate of approximately \$15,000 to \$18,000.

Other Metrics of Note

- We have a full-time employee turnover rate of 11%, as of September 1, 2023. This is a significant increase from 2022, which was 5%.
- Thirteen new employee feedback surveys offered to new full-time employees this year, with a 54% response rate.
- Six exit interviews completed with exiting employees as of September 1, 2023.
- Estimated 685 hours of corporate training provided to employees as of September 1, 2023.



Human Resources 2024 Operating Budget - 5 Years

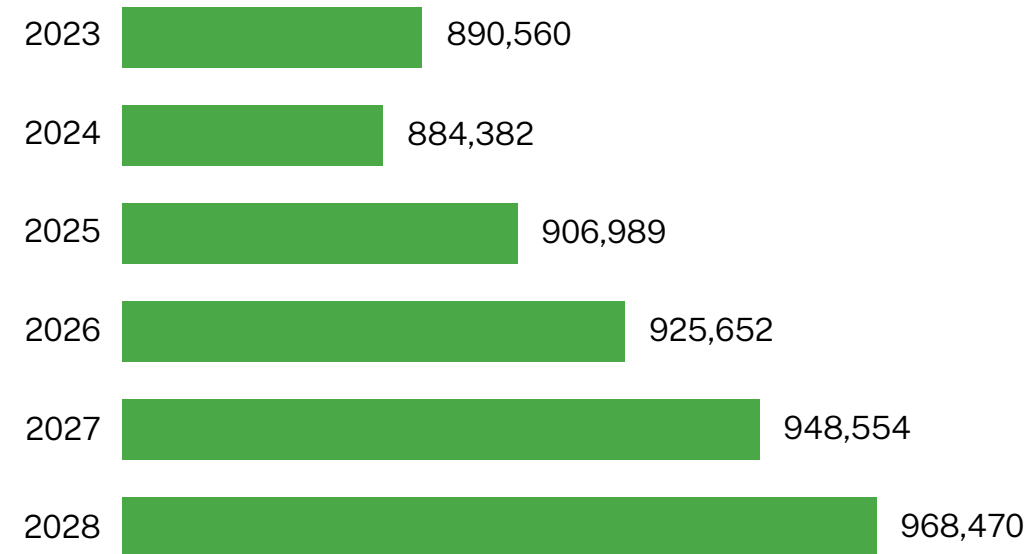
	2022 Actuals	2023 Approved Budget	2024 Proposed Budget	2024 \$ Change	2024 % Change	2025 Proposed Budget	2026 Proposed Budget	2027 Proposed Budget	2028 Proposed Budget
Human Resources									
Compensation	708,859	671,061	646,194	(24,867)	(3.7%)	664,475	683,303	702,741	722,762
Professional Development and Assoc. Fees	96,894	103,000	110,380	7,380	7.2%	110,766	111,157	111,554	111,957
Office and Administration	20,900	25,144	14,688	(10,456)	(41.6%)	16,668	15,133	17,201	15,674
Public Relations, Promotions and Events	26,131	38,000	61,000	23,000	60.5%	61,920	62,858	63,815	64,791
Safety Equipment and Clothing	972	750	1,000	250	33.3%	1,020	1,040	1,061	1,082
Maintenance and Repairs		100	100			100	100	100	100
Equipment Purchases	373	1,000	1,020	20	2.0%	1,040	1,061	1,082	1,104
Professional Fees	33,222	50,000	50,000			51,000	51,000	51,000	51,000
Inter-Departmental Re-Allocations	815	1,505		(1,505)	(100.0%)				
Sub-total Expenses:	888,166	890,560	884,382	(6,178)	(0.7%)	906,989	925,652	948,554	968,470
Transfers to(from) Reserve	(4,573)								
Total Transfers	(4,573)								
Total Human Resources Levy Impact	883,593	890,560	884,382	(6,178)	(0.7%)	906,989	925,652	948,554	968,470



Human Resources 2024 Operating Budget - 5 Years

	2022 Actuals	2023 Approved Budget	2024 Proposed Budget	2024 \$ Change	2024 % Change	2025 Proposed Budget	2026 Proposed Budget	2027 Proposed Budget	2028 Proposed Budget
Total Human Resources Levy Impact	883,593	890,560	884,382	(6,178)	(0.7%)	906,989	925,652	948,554	968,470

5 Year Levy Impact - Operating



Material Drivers 2024-2028

	2024	2025	2026	2027	2028
Net Change Levy Impact	(6,178)	22,607	18,663	22,902	19,916
Reallocations					
GM & EA Compensation	(41,872)				
Inflationary Impact					
Salaries & Benefits	17,005	18,281	18,828	19,438	20,021
Service Level Impact					
LinkedIn Advertising	12,000				

Individual Drivers not exceeding \$10,000 have been excluded



Human Resources 2024 Capital Budget - 10 Years

	2024	2025	2026	2027	2028	2029	2030	2031	2032	2033
20 Capital Fund										
Division: 220 Human Resources										
11816.0000 CF - Job Competencies Review	30,000									
Total Investment in Capital	30,000									
Less: Funding Sources										
Reserves/ Reserve Funds	30,000									
Total Other Funding Sources	30,000									
Total Human Resources Levy Impact										

Communications

JESSIE MCGIBBON, ACTING COMMUNICATIONS MANAGER

The Communications Division is focused on delivering public communications effectively, timely and consistently. A key focus for the Communications Division is to diversify our tactics to ensure we reach as many of our residents as possible in a cost-effective way.

In 2024, we will be working towards enhancements in the following areas:

Digital Communications

Frequent digital communications are no longer optional: we must provide digital communications with residents. We will be enhancing our social media strategies and using more paid social opportunities in 2024 to ensure we reach as many residents as possible.

Radio Communications

In 2024, we're embarking on a new relationship with the Town's local radio station, FM101. Each week, we'll be showcasing different Town initiatives, events, issues, and more, through a new weekly show.

Branding Enhancements

In 2024, we'll be developing a new Style Guide for branding. This document will help all staff communicate in a way that represents the Town – professionally and on brand. This document will also include guidelines for social media in terms of photo styles, voice, use of humour, and more.

Media Relations

Orangeville has a vibrant local media community, and we will continue to build on those already well-established relationships through 2024.



By the numbers

Who We Serve

31,000

residents of Orangeville

Town Departments

Mayor and Council and Municipal Committees

Town of Orangeville Employees

Accomplishments

- In Summer 2023, the Communications Team began work on a social media branding project, to create a more cohesive online presence that matches the Town’s branding and creates our own identity. The Team has been developing new graphic designs, working on finding a ‘voice’ for each platform, and new ways to present information to the public. Changes so far have been well received.
- We’ve negotiated contracts and enhanced relationships to diversify communications tactics to include radio, TV, tax bill inserts (print), water bill inserts (print), and enhanced video productions, while continuing to maintain a strong relationship with the local newspaper.

Who We Are

Communications Manager: 1

Communications Coordinator: 1

Graphic Designer: 1

How We Measure

- Gained 712 on Facebook, 871 on LinkedIn, 686 on Instagram
Between February 1 and August 1, 2023
- Despite turmoil with Twitter and many users shutting down accounts, we have still seen an increase in our Twitter followers of 331
- 4,872 likes/reactions and 959 comments on Facebook posts, 858 likes and comments on Twitter
Between February 1 and August 1, 2023
- We modified our approach on LinkedIn from simply using Facebook copy to more article-style posts, bringing awareness to how and why we are taking on certain initiatives and projects rather than just notices of the work. Impressions (views) on these style of posts increased from an average of 300-500 to 900-2000+ depending on the topic, receiving increase engagement and interaction compared to basic social media style posts.

What We Do

- Handle emergency communications (2020 & 2021 saw emergency communications become a focus)
- Media monitoring – sharing information with public & staff
- Create communication plans for specific campaigns
- Create corporate messages & statements
- Handle public & news media inquiries
- Create print products (posters, brochures, flyers, booklets, and manuals)
- Co-ordinate advertising & produce weekly Town Page
- Create visuals/graphic arts for hanging & pop-up banners, ads, posters, templates
- Design signs
- Produce photos & videos and photo archive
- Assist divisions and website contributors with website tools, approve postings
- Co-ordinate accessible document creation & training of staff, in accordance with AODA standards
- Manage corporate social media channels: Facebook, Twitter, Instagram, and LinkedIn
- Manage Orangeville Transit advertising program





Communications 2024 Operating Budget - 5 Years

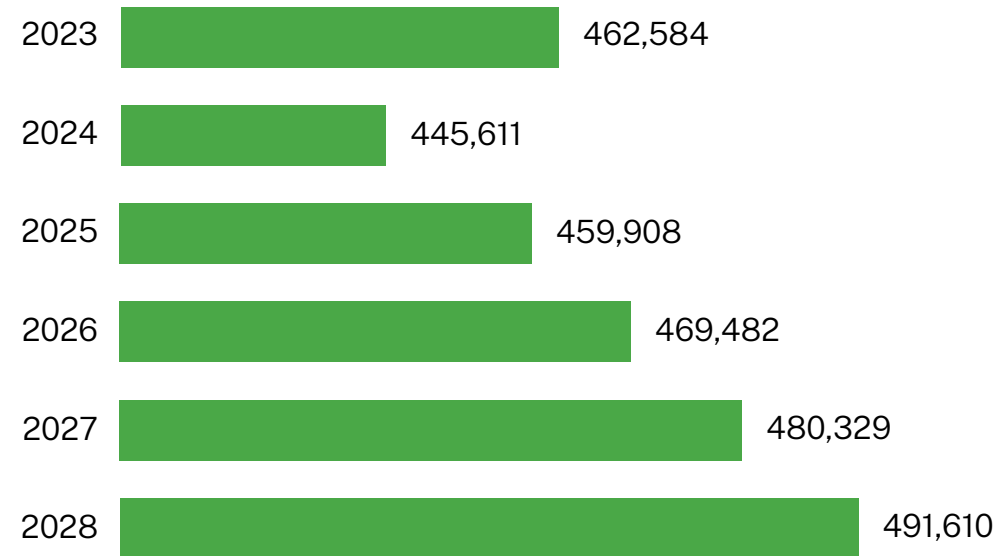
	2022 Actuals	2023 Approved Budget	2024 Proposed Budget	2024 \$ Change	2024 % Change	2025 Proposed Budget	2026 Proposed Budget	2027 Proposed Budget	2028 Proposed Budget
Communications									
Compensation	322,725	366,075	343,832	(22,243)	(6.1%)	353,487	363,435	373,700	384,280
Professional Development and Assoc. Fees	98	3,185	3,217	32	1.0%	3,217	3,250	3,250	3,283
Office and Administration	5,398	10,076	10,127	51	0.5%	10,180	10,210	10,228	10,267
Public Relations, Promotions and Events	70,890	76,888	82,920	6,032	7.8%	87,509	88,072	88,636	89,265
Equipment Purchases	173	1,500	1,515	15	1.0%	1,515	1,515	1,515	1,515
Outside Services	93,921								
Inter-Departmental Re-Allocations	466	860		(860)	(100.0%)				
Sub-total Expenses:	493,671	458,584	441,611	(16,973)	(3.7%)	455,908	466,482	477,329	488,610
Transfers to(from) Reserve	4,000	4,000	4,000			4,000	3,000	3,000	3,000
Total Transfers	4,000	4,000	4,000			4,000	3,000	3,000	3,000
Total Communications Levy Impact	497,671	462,584	445,611	(16,973)	(3.7%)	459,908	469,482	480,329	491,610



Communications 2024 Operating Budget - 5 Years

	2022 Actuals	2023 Approved Budget	2024 Proposed Budget	2024 \$ Change	2024 % Change	2025 Proposed Budget	2026 Proposed Budget	2027 Proposed Budget	2028 Proposed Budget
Total Communications Levy Impact	497,671	462,584	445,611	(16,973)	(3.7%)	459,908	469,482	480,329	491,610

5 Year Levy Impact - Operating



Material Drivers 2024-2028

	2024	2025	2026	2027	2028
Net Change Levy Impact	(16,973)	14,297	9,574	10,847	11,281
Reallocations					
GM & EA Compensation Reallocation	(31,320)				
Inflationary Impact					
Salaries & Benefits	9,077	9,655	9,948	10,265	10,580

Individual Drivers not exceeding \$10,000 have been excluded



08 Community Services



IN THIS CHAPTER

- 99 Orangeville Fire
- 113 Orangeville Public Library
- 123 Crossing Guards
- 127 Economic Development & Culture
- 133 Facilities & Parks
- 182 Recreation & Events

Community Services

HEATHER SAVAGE, COMMUNITY SERVICES GENERAL MANAGER

Orangeville is a vibrant community, one that resembles a notable big city, while still maintaining its small-town charm. A thriving downtown core, an arts and culture scene that is the envy of surrounding municipalities and a mix of natural landscapes that can take your breath away. I have had the privilege to experience and witness all of this during my brief time as General Manager of Community Services.

Orangeville did not get here without the foresight of previous generations and the willingness of both political and staff leaders who worked together to achieve the same goal.

The Community Services department is a broad cross-section of front-line services, all of whom are committed to carrying on the vision of maintaining a sustainable, safe, and diverse community.

Staff understand the importance of placemaking and will focus on creating dynamic public spaces that offer quality and accessible services which align with growth targets. All while finding efficient and new ways to expand our business community and stay current with legislated requirements.

These core values are reflected in the proposed 2024 budget, and with confidence the Community Services Department will continue a path to success.



Leadership Team



Heather Savage

COMMUNITY SERVICES
GENERAL MANAGER



Mike Richardson

ACTING FIRE CHIEF
ORANGEVILLE
FIRE SERVICE



Darla Fraser

CEO, PUBLIC
LIBRARY &
CROSSING GUARDS



Katrina Lemire

ECONOMIC
DEVELOPMENT &
CULTURE MANAGER



Charles Cosgrove

PARKS & FACILITIES
MANAGER



Sharon Doherty

RECREATION & EVENTS
MANAGER

Orangeville Fire

MIKE RICHARDSON, ACTING FIRE CHIEF, ORANGEVILLE FIRE SERVICE



Orangeville Fire strives to operate as efficiently and effectively as possible while maintaining what is most important; the safety of our firefighters and those who live, work, and visit our community.

Orangeville Fire is well trained and equipped to understand a variety of challenges presented to our service. Training and certification of our firefighters validates our overall response capabilities, our firefighters have become multi-faceted in their daily functions making Orangeville Fire more adaptable as a fire/rescue service capable of responding to any emergency incident.

Our operating budget for the coming year:

- maintains our current compliment of staff.
- ensures that staff maintain training requirements to meet or exceed NFPA (National Fire Protection Association) standards.
- provide the appropriate PPE to ensure all staff can perform every aspect of their positions.
- maintain station and emergency response equipment and apparatus to ensure we are meeting the required NFPA and Fire Underwriters of Canada requirements.
- Provide inspection, prevention and education programs as required by FPPA (Fire Prevention and Protection Act) of Ontario

Capital Budget Highlights

Fire Station

Orangeville Fire headquarters officially opened in 1972. The station is a critical component of the Town's emergency management system. While the existing structure has served the community well for almost 50 years it is now overcrowded and is in less-than-optimal operating condition.

In 2015 the towns Fire Master Plan made recommendations, which included the construction of a new fire station and that the Town of Orangeville's emergency operations center be incorporated within the facility.

In the Spring of 2021, the future building site of Orangeville Fire was secured. Summer of 2022 Council received a presentation on the concept drawings of the proposed station. Recently, Orangeville Fire has approved the design and layout of the new station. The next step will be to secure trades and materials, for groundbreaking soon.

Bunker Gear

To protect firefighters during fire and rescue emergencies the first responder utilizes a protective ensemble of jacket and pants known as Bunker Gear. This gear protects the firefighter from thermal hazards inherent with structural firefighting, a barrier from bodily fluids and sharp or unsafe objects from rescue operations. This gear also protects the firefighter from natural elements.

The industry standard under the NFPA recognizes the maximum life span of personal protective clothing is ten years, which includes Bunker Gear.

C102 & C104 Replacement

C104 is a used emergency response vehicle and used to support our training division. C102 is the Deputy Chief's response and command vehicle. Due to wear and tear based on emergency response driving, and the age of these vehicles, warrants replacement with a new SUV and pickup truck. The C102 project was carried forward from 2023 to 2024.



Rescue and Stabilization Equipment

Stabilization equipment is vital to rescue operations as it is the primary means of lifting, lowering, and holding vehicles, building structures, and natural structures like trees and rocks during an emergency event.

Fire Master Plan

The Fire Master Plan is a strategic blueprint for the provision of local fire protection and rescue services. The Fire Master Plan also makes significant recommendations relating to fire risks and hazards, protection capabilities, public education, risk reductions, management of community preparedness and response. Additionally, this plan also makes recommendations for funding including fiscal measures relating to fire protection. The plan provides an objective basis to support decision making with respect to community fire protection and prevention service needs.

By the numbers

Who We Serve

37,500

residents of Orangeville, and parts of East Garafraxa, Amaranth and Mono

13,257

property owners

232

square kilometers of coverage area

How We Measure

Calls Answers: call is answered within 15 seconds, 98% of the time

Calls Dispatched: call is dispatched within 60 seconds or less

Chute Time: 1-minute 18 seconds average between call dispatched and enroute.

On Scene: under 4 minutes response time in town

Provincial and National standards

Master Fire Plan

Who We Are

Full Time Suppression: 20

Volunteer Suppression: 32

Fire Chief: 1

Deputy Chief: 1

Training Division: 1

Fire Prevention Division: 3

Administrative Assistant: 1

Accomplishments

- Selected for \$15,000 through the Fire Marshal's Public Safety Council and Enbridge to be utilized training and materials.
- Design Stage is complete of the new Fire Station.
- Onboarded 5 new volunteer recruit firefighters.
- Hired two full time firefighters.
- Large increase in training hours and course completion, most of which were done in house.
- Secured new Aerial Platform Truck for future delivery.
- Striving towards optimal health and safety for all firefighters, and efficient firefighting operations.



What We Do

Administration

- Budget Planning
- Agreement with Municipal Partners
- Manage and Administer Burn Permits Program
- Coordinate Emergency Response Registry Applications
- Municipal, MTO and Insurance Billing
- Fire Incident Reporting to the OFM

Operations

- **Fire Suppression**
 - Structural
 - Vehicle
 - Grass
 - Rubbish/Trash
- **Extrication**
 - Vehicle
 - Farm entrapment
 - Industrial Accidents
 - Rough Terrain and Trail Rescue

- **Medical Assistance**
 - Lift Assists
 - Oxygen
 - Defibrillation
 - Patient Assessment
- **Water & Ice Rescue Emergencies**
- **HAZMAT/Hazardous Atmospheres**
- **Maintenance**
 - Vehicle
 - Station
 - Equipment

Training

- Prepare and Coordinate Training Program
- Ensure NFPA & Ontario Standards are met
- Recruitment Program
- Assessments of current training requirements and needs

Fire Prevention

- Inspections of commercial, industrial, institutional and residential
- Inspections and Approval of Plans
- Education through schools, public groups and TAPP-C
- Investigation

Orangeville Fire 2024 Operating Budget - 5 Years

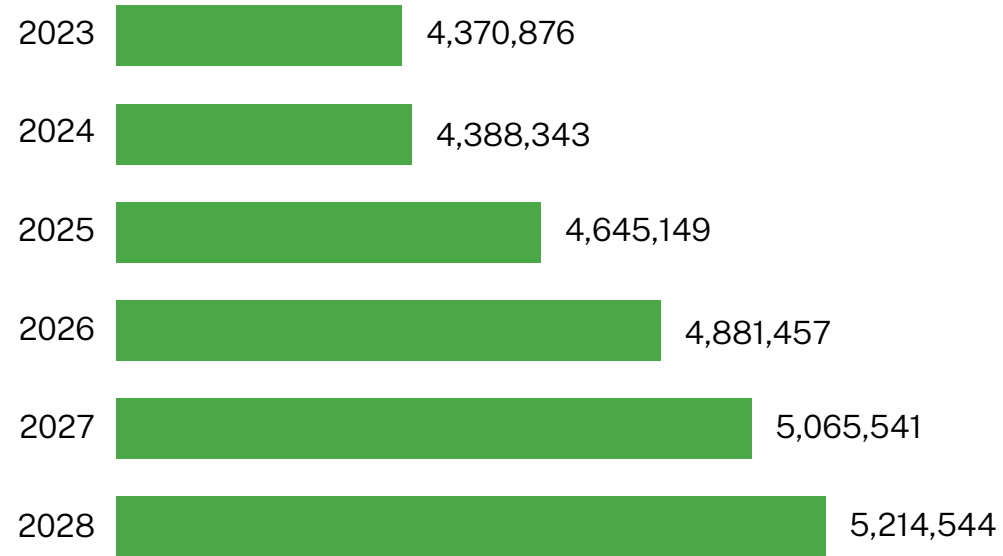
	2022 Actuals	2023 Approved Budget	2024 Proposed Budget	2024 \$ Change	2024 % Change	2025 Proposed Budget	2026 Proposed Budget	2027 Proposed Budget	2028 Proposed Budget
Fire									
User Fees	(2,100)	(4,105)	(4,159)	(54)	1.3%	(4,214)	(4,270)	(4,327)	(4,386)
Licences and Permits	(12,600)	(12,000)	(10,500)	1,500	(12.5%)	(10,500)	(10,500)	(10,500)	(10,500)
Agreement and Lease Revenue	(1,230,125)	(1,284,029)	(1,627,757)	(343,728)	26.8%	(1,671,963)	(1,717,551)	(1,764,316)	(1,812,367)
Fines		(1,500)	(1,500)			(1,500)	(1,500)	(1,500)	(1,500)
Other Revenues	(130,869)	(18,000)	(18,000)			(18,000)	(18,000)	(18,000)	(18,000)
Sub-total Revenues	(1,375,694)	(1,319,634)	(1,661,916)	(342,282)	25.9%	(1,706,177)	(1,751,821)	(1,798,643)	(1,846,753)
Compensation	4,631,573	4,908,009	5,149,705	241,696	4.9%	5,326,509	5,516,245	5,703,344	5,866,461
Insurance	26,870	30,094	29,313	(781)	(2.6%)	32,244	35,468	39,016	42,918
Professional Development and Assoc. Fees	74,687	84,263	89,365	5,102	6.1%	88,950	91,449	93,997	96,597
Office and Administration	11,079	16,000	16,625	625	3.9%	18,205	18,288	18,372	12,459
Public Relations, Promotions and Events	2,022	5,700	7,200	1,500	26.3%	7,400	7,600	7,800	8,000
Licences and Support	1,141	2,144	2,525	381	17.8%	3,030	3,535	4,040	4,000
Service and Lease Agreements	16,210	60,996	20,500	(40,496)	(66.4%)	21,012	71,537	72,075	72,627
Programs	2,535	3,000	3,000			3,075	3,152	3,231	3,312
Safety Equipment and Clothing	48,764	64,939	71,423	6,484	10.0%	69,804	71,550	73,338	75,172
Utilities	20,456	21,497	21,991	494	2.3%	24,190	26,609	29,270	32,197
Fuel	43,295	27,500	49,789	22,289	81.1%	54,768	60,245	66,270	72,897
Materials and Supplies	65,341	62,400	65,023	2,623	4.2%	65,177	66,807	68,477	70,189
Maintenance and Repairs	147,687	123,018	138,250	15,232	12.4%	141,162	144,243	147,386	150,602
Equipment Purchases	1,209	1,500	1,550	50	3.3%	1,600	1,800	2,000	2,200
Outside Services	104,332	93,000	114,000	21,000	22.6%	114,200	119,750	125,568	131,666
Inter-Departmental Re-Allocations	13,188	18,885		(18,885)	(100.0%)				
Sub-total Expenses	5,210,389	5,522,945	5,780,259	257,314	4.7%	5,971,326	6,238,278	6,454,184	6,641,297
Transfers to(from) Reserve	194,909	167,565	270,000	102,435	61.1%	380,000	395,000	410,000	420,000
Total Transfers	194,909	167,565	270,000	102,435	61.1%	380,000	395,000	410,000	420,000
Total Fire Levy Impact	4,029,604	4,370,876	4,388,343	17,467	0.4%	4,645,149	4,881,457	5,065,541	5,214,544



Orangeville Fire 2024 Operating Budget - 5 Years

	2022 Actuals	2023 Approved Budget	2024 Proposed Budget	2024 \$ Change	2024 % Change	2025 Proposed Budget	2026 Proposed Budget	2027 Proposed Budget	2028 Proposed Budget
Total Fire Levy Impact	4,029,604	4,370,876	4,388,343	17,467	0.4%	4,645,149	4,881,457	5,065,541	5,214,544

5 Year Levy Impact - Operating



Material Drivers 2024-2028

	2024	2025	2026	2027	2028
Net Change Levy Impact	17,467	256,806	236,308	184,084	149,003
Reallocations					
GM & EA Compensation	(50,246)				
Inflationary Impact					
Salaries & Benefits	117,980	176,804	189,736	187,099	163,117
Outside Services	21,000				
Municipal Agreement Revenue	(343,728)	(44,206)	(45,588)	(46,765)	(48,051)
Fuel	22,289				
Vehicle Maintenance & Repairs	11,500				
Transfer to Reserves	75,000	10,000	15,000	15,000	10,000
Service Level Impact					
Fire Training Officer	173,962				
LMR Operating Costs			50,000		
LMR Annual Reserve Contribution		100,000			
Interdepartmental Costs	(18,885)				
Vehicle Leasing Costs	(42,055)				
Vehicle Leasing Costs -Funding	27,435				

Individual Drivers not exceeding \$10,000 have been excluded

Orangeville Fire 2024 Capital Budget - 10 Years

	2024	2025	2026	2027	2028	2029	2030	2031	2032	2033
20 Capital Fund										
Division: 440 Fire										
11814.1110 CF -Community Risk Assessment	60,000					60,000				
20380.0000 CF -LMR and PSBN	650,000									
20401.1110 CF -Radios --Fire Dept -10 Dawson Rd	366,521	25,000	25,000	25,000	25,000	25,000	25,000	25,000	25,000	25,000
20402.1110 Bunker Gear --Fire Dept -10 Dawson Rd	36,000	36,900	37,823	38,769	39,738	40,731	41,749	42,793	43,863	44,960
20407.4215 Jaws of Life Extrication Tools --Jaws of Life Extrication Tools						60,000				
21000.4200 CF -Replacement of Deputy Chief's Command SUV	85,000									
21009.4206 CF -Rplcmnt of Fire Dept Ladder Tr	1,210,992									
21010.4209 CF -Mini Pumper	45,000	135,000								
21104.0000 CF -Fire Station	13,622,566	8,500,000								
B0915.4207 Replacement of Pumper 17		1,400,000								
B1043.1110 Chief Car 101 Replacement				85,000						
B1158.0000 Fire Master Plan		75,000								
B1172.4212 Replacement of Car 104		110,000								
B1232.1110 New Station Furniture and Fixtures		250,000	200,000							
B1233.4205 UTV Replacement	70,000									
B1235.1110 Self Contained Breathing Apparatus Replacement Program				500,000						
B1266.1110 Replacment of Rescue/Stabilization Equipment	95,000									
B1321.4210 R10 Heavy Rescue Truck									1,000,000	
B1396.4201 Replacement of C105					80,000					
B1397.4202 Replacement of C103							85,000			
B1403.1110 PFAS Foam Removal	12,500									
Total Investment in Capital	16,253,579	10,531,900	262,823	648,769	144,738	185,731	151,749	67,793	1,068,863	69,960
Less: Funding Sources										
Development Charges	1,495,857									
Reserves/ Reserve Funds	3,413,987	1,116,000	231,000	201,000	31,000	43,000	31,000	31,000	281,000	6,000
Financing	11,130,235	8,500,000								
Total Other Funding Sources	16,040,079	9,616,000	231,000	201,000	31,000	43,000	31,000	31,000	281,000	6,000
Total Fire Levy Impact	213,500	915,900	31,823	447,769	113,738	142,731	120,749	36,793	787,863	63,960

Town of Orangeville

Capital Projects

Project	20401.1110 CF - Radios -- Fire Dept - 10 Dawson Rd		
Department	Fire		
Version	3 Management Review 1	Year	2024

Description
Project Details
<p>During an emergency we need to ensure proper message delivery, there is no room for error or a missed or delayed message receipt for any reason.</p> <p>Communications equipment is the lifeline for our firefighters and public. It creates efficiencies from the initial call intake, to on scene mitigation of the emergency. The information delivered to emergency responders must be clear, instantaneous and accurate to ensure the Incident Action Plan is properly executed.</p> <p>In recent years, we have experienced voids or dead zones within our boundaries. This includes larger buildings, urbanization/development and natural topography of our service area.</p> <p>Our current communications equipment is becoming obsolete. Motorola has advised that our current radio system has reached its "end of life". Replacement and repair of parts is becoming problematic to acquire, proving its reliability is detrimental to fire & rescue operations. Equipment is to be replaced in 2023 via carry forward funding approved in 2021.</p> <p>2022 and future years are budgeted for continuous improvement of equipment.</p>

Budget							
	Total	2024	2025	2026	2027	2028	2029-2033
Expenditures	250,000	25,000	25,000	25,000	25,000	25,000	125,000
Funding							
Transfers from Reserve/Reserve							
Trf from RF - Fire Equip	225,000	25,000	25,000	25,000	25,000	25,000	100,000
	225,000	25,000	25,000	25,000	25,000	25,000	100,000
Tax Levy							
Trf from Levy	25,000						25,000
	25,000						25,000
Funding Total	250,000	25,000	25,000	25,000	25,000	25,000	125,000

Attributes		
Attribute	Value	Comment
Department	Fire	
Loc.Fleet.Eqpt	1110 Fire Dept - 10 Dawson Rd	
Budget Year	2020	
Priority	High	
Status	New Capital Project	
Project Type	New Acquisition	
Service Life	10	
Approval Status	Approved	
Project Reference		
Activity	B1151 <Generated>	

Town of Orangeville

Capital Projects

Project	20401.1110 CF - Radios -- Fire Dept - 10 Dawson Rd		
Department	Fire		
Version	3 Management Review 1	Year	2024

Attributes		
Attribute	Value	Comment
Strategic Plan	Community Vitality	
Other plans and studies		
Other plans and studies		
Procurement	Yes	Q1
Communications	No	
Information Technology	No	

Town of Orangeville

Capital Projects

Project	20402.1110 Bunker Gear -- Fire Dept - 10 Dawson Rd		
Department	Fire		
Version	3 Management Review 1	Year	2024

Description	
Project Details	
<p>To protect firefighters during fire and rescue emergencies the first responder utilizes a protective ensemble of jacket and pant known as Bunker Gear. This gear protects the firefighter from thermal hazards inherent with structural firefighting, a barrier from bodily fluids, and sharp or unsafe objects from rescue operations. This gear also protects the firefighter from the natural elements.</p> <p>The industry standard under the NFPA recognizes the maximum life span of personal protective clothing is ten years, which includes Bunker Gear.</p>	

Budget							
	Total	2024	2025	2026	2027	2028	2029-2033
Expenditures	403,326	36,000	36,900	37,823	38,769	39,738	214,096
Funding							
Transfers from Reserve/Reserve							
Trf from RF - General Capital	60,000	6,000	6,000	6,000	6,000	6,000	30,000
	60,000	6,000	6,000	6,000	6,000	6,000	30,000
Tax Levy							
Trf from Levy	343,326	30,000	30,900	31,823	32,769	33,738	184,096
	343,326	30,000	30,900	31,823	32,769	33,738	184,096
Funding Total	403,326	36,000	36,900	37,823	38,769	39,738	214,096

Attributes		
Attribute	Value	Comment
Department	Fire	
Loc.Fleet.Eqpt	0000	
Budget Year	2020	
Priority	High	
Status	New Capital Project	
Project Type	Replacement	
Service Life	10	
Approval Status	Approved	
Project Reference		
Activity	B1153 <Generated>	

Town of Orangeville

Capital Projects

Project	20402.1110 Bunker Gear -- Fire Dept - 10 Dawson Rd		
Department	Fire		
Version	3 Management Review 1	Year	2024

Attributes		
Attribute	Value	Comment
Strategic Plan	Community Vitality	
Other plans and studies	NFPA	
Other plans and studies		
Procurement	No	
Communications	No	
Information Technology	No	

Town of Orangeville

Capital Projects

Project	21000.4200 CF - Replacement of Deputy Chief's Command SUV		
Department	Fire		
Version	3 Management Review 1	Year	2024

Description

Project Details

As this vehicle is a front line response and command SUV, and due to the wear and tear base on emergency response driving, by replacing this vehicle it will ensure the safety of the operator. Capital costs are related to the attachments for this vehicle once the vehicle's lease begins.

Budget

	Total	2024	2025	2026	2027	2028	2029-2033
Expenditures	68,000	68,000					
Funding							
Tax Levy							
Trf from Levy	27,000	27,000					
	27,000	27,000					
Development Charges							
From DC RF - Fire	41,000	41,000					
	41,000	41,000					
Funding Total	68,000	68,000					

Attributes

Attribute	Value	Comment
Department	Fire	
Loc.Fleet.Eqpt	1110 Fire Dept - 10 Dawson Rd	
Budget Year	2023	
Priority	Medium-High	
Status	New Capital Project	
Project Type	Replacement	
Service Life	5-7 years	
Approval Status	Approved	
Project Reference		
Activity	B0916 <Generated>	

Town of Orangeville

Capital Projects

Project	21000.4200 CF - Replacement of Deputy Chief's Command SUV		
Department	Fire		
Version	3 Management Review 1	Year	2024

Attributes

Attribute	Value	Comment
Strategic Plan	Future-Readiness	
Other plans and studies		
Other plans and studies		
Procurement	Yes	Q1
Communications	No	
Information Technology	No	

Gallery

Z:\Pictures\Apparatus\th3106JAW0.jpg



**Town of Orangeville
Capital Projects**

Project	B1233.4205 UTV Replacement		
Department	Fire		
Version	3 Management Review 1	Year	2024

Description	
Project Details	
Replacement of existing Utility Task Vehicle (UTV) side by side unit and trailer used for wild land firefighting, rough terrain rescue, ie. town trainways, Island Lake/Bruce Trail. with the track accessory this vehicle can be used in all seasons.	

Budget							
	Total	2024	2025	2026	2027	2028	2029-2033
Expenditures	70,000	70,000					
Funding							
Transfers from Reserve/Reserve							
Trf from RF - Fire Fleet	12,000	12,000					
	12,000	12,000					
Tax Levy							
Trf from Levy	58,000	58,000					
	58,000	58,000					
Funding Total	70,000	70,000					

Attributes		
Attribute	Value	Comment
Department	Fire	
Loc.Fleet.Eqpt	1110 Fire Dept - 10 Dawson Rd	
Budget Year	2022	
Priority	Medium-High	
Status	New Capital Project	
Project Type	Replacement	
Service Life	10 years	
Approval Status	Approved	
Project Reference		
Activity	B1233 <Generated>	

**Town of Orangeville
Capital Projects**

Project	B1233.4205 UTV Replacement		
Department	Fire		
Version	3 Management Review 1	Year	2024

Attributes		
Attribute	Value	Comment
Strategic Plan	Community Vitality	
Other plans and studies		
Other plans and studies		
Procurement	Yes	Q1
Communications	No	
Information Technology	No	

Gallery

C:\Users\lamillincowan\Downloads\5e71103d5b27d42806929247_QTAC Fire - Firefighting Skids for UTV, ATV & Trucks.jpg



Town of Orangeville

Capital Projects

Project	B1233.4205 UTV Replacement		
Department	Fire		
Version	3 Management Review 1	Year	2024

Gallery

C:\Users\lamillincowan\Downloads\IMG_0096-2.jpg



Town of Orangeville

Capital Projects

Project	B1266.1110 Replacment of Rescue/Stabilization Equipment		
Department	Fire		
Version	3 Management Review 1	Year	2024

Description

Project Details

Replacement of stabilization equipment for structural collapse, vehicle and equipment stabilization, confined space stabilization.

Budget

	Total	2024	2025	2026	2027	2028	2029-2033
Expenditures	95,000	95,000					
Funding							
Transfers from Reserve/Reserve							
Trf from RF - Fire Equip	9,000	9,000					
	9,000	9,000					
Tax Levy							
Trf from Levy	86,000	86,000					
	86,000	86,000					
Funding Total	95,000	95,000					

Attributes

Attribute	Value	Comment
Department	Fire	
Loc.Fleet.Eqpt	1110 Fire Dept - 10 Dawson Rd	
Budget Year	2022	
Priority	Medium-High	
Status	New Capital Project	
Project Type	Replacement	
Service Life	15-20 years	
Approval Status	Approved	
Project Reference		
Activity	B1266 <Generated>	

**Town of Orangeville
Capital Projects**

Project	B1266.1110 Replacment of Rescue/Stabilization Equipment		
Department	Fire		
Version	3 Management Review 1	Year	2024

Attributes		
Attribute	Value	Comment
Strategic Plan	Future-Readiness	
Other plans and studies		
Other plans and studies		
Procurement	Yes	
Communications	No	
Information Technology	No	

Gallery

C:\Users\amillinercowan\Desktop\2-1.jpg



**Town of Orangeville
Capital Projects**

Project	B1403.1110 PFAS Foam Removal		
Department	Fire		
Version	3 Management Review 1	Year	2024

Description
Project Details
The Fire Department uses Poly Chlorinated Substances to suppress fires. The substance, which is in the form of foam, should be treated as a hazardous waste and needs to be disposed of off-site. The cost to dispose and replace the foam is \$12,500.

Budget							
	Total	2024	2025	2026	2027	2028	2029-2033
Expenditures	12,500	12,500					
Funding							
Tax Levy							
Trf from Levy	12,500	12,500					
Funding Total	12,500	12,500					

Attributes		
Attribute	Value	Comment
Department	Fire	
Loc.Fleet.Eqpt	1110 Fire Dept - 10 Dawson Rd	
Budget Year	2024	
Priority	Very High	
Status	New Capital Project	
Project Type	Replacement	
Service Life	N/A	
Approval Status	Approved	
Project Reference		
Activity	B1403 <Generated>	
Strategic Plan	Community Vitality	WELL-BEING - Support citizen and staff health, security, and wellbeing
Other plans and studies		
Other plans and studies		




Town of Orangeville

Capital Projects

Project	B1403.1110 PFAS Foam Removal		
Department	Fire		
Version	3 Management Review 1	Year	2024

Attributes		
Attribute	Value	Comment
Procurement	No	
Communications	No	
Information Technology	No	



Orangeville Public Library

DARLA FRASER, CEO, ORANGEVILLE PUBLIC LIBRARY, CROSSING GUARDS

On behalf of the Library Board, I would like to express our gratitude to all our staff, members and the community for your generous patience and continued use of library services during another year plagued with service disruptions.

Similar to the last few years, library service delivery was impacted by the need to close the Mill Street library, however, this time the closure was the result of renovations to the building not a global health concern. We are delighted to offer enhanced accessibility to this beautiful heritage building and Carnegie library – if you haven't had a chance, please stop by and see the newly renovated Mill Street public library.

Just prior to closing for our renovations the Library Board launched a new strategic plan and we are happy to report that we are on track with those goals and objectives.

Connect, Discover and Soar! At the Orangeville Public Library, we are committed to our vision that the library will be a place for everyone to connect and discover where learning and possibility allow each member to soar.

This budget has been crafted to support our library's various activities, including collections development, programming, technology enhancements, facility improvements, and staff development. All designed to achieve our strategic goals listed below. Our budget is designed to ensure responsible stewardship of public funds while striving to meet the evolving needs and aspirations of our patrons.



- Build community by connecting people to inspire learning & personal growth
- Uphold equitable access to information and services in a safe and welcoming environment
- Ignite curiosity with innovative technology
- Design welcoming and accessible spaces to inspire discovery
- Cultivate a workplace culture that fosters creativity and innovation
- Promote awareness and visibility of the library and its role in the community

The Orangeville Public Library's budget for 2024 is structured to balance our commitment to quality services with fiscal responsibility. We aim to maximize the value of every dollar spent to deliver exceptional library experiences to our community.

The strategic plan reflects our dedication to serving the community with excellence, innovation, and inclusivity. As we embark on another year to Connect, Discover, and Soar! Together, we can create a thriving library that truly enriches lives and helps individuals reach new heights.



By the numbers

Who We Serve

Everyone is welcome to use library facilities, programs and services.

Members can borrow physical and digital items with a library card.

How We Measure

- Customer satisfaction levels
- Visits to library
- Attendance at library programs
- Number of strategic partnerships
- Library memberships
- Circulation of library material - physical, digital and non-traditional

Accomplishments

- Renovations at the Mill Street Library
- New board welcomed March 2023
- Satellite services delivered from 49 Townline the Old Train Station
- Refresh of the Alder Library Entrance
- Opened permanent StoryWalk in partnership with CVC – Tales on Trails at Island Lake

What We Do

The library is a place for everyone to connect and discover; where learning and possibility allows each member to soar!

Connect: Create opportunities to build community through partnerships, championing inclusivity and equitable access for all.

Discover: Ignite curiosity and boost discovery through life-long learning with books, technology, programs and dynamic spaces.

Soar: Inspire our team to live our values and create memorable customer experiences so everyone can reach new heights.

Who We Are

Member Governing Board: 7
(5 public members & 2 councillors)

CEO: 1

Administrative Assistant: 1

Librarians: 3

Coordinators: 3

Public Service Assistants: 21



Library Services 2024 Operating Budget - 5 Years

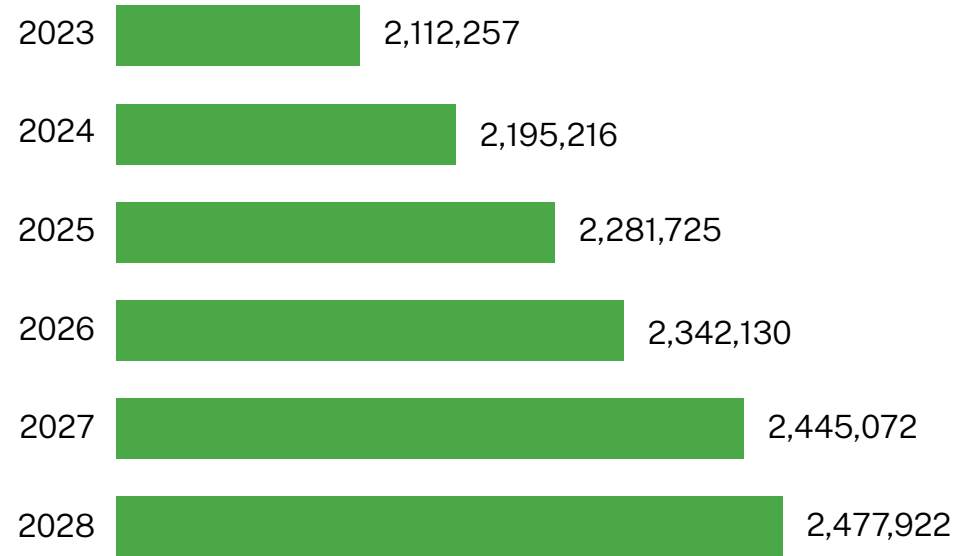
	2022 Actuals	2023 Approved Budget	2024 Proposed Budget	2024 \$ Change	2024 % Change	2025 Proposed Budget	2026 Proposed Budget	2027 Proposed Budget	2028 Proposed Budget
Library Services									
User Fees	(114,439)	(108,677)	(125,711)	(17,034)	15.7%	(128,670)	(131,703)	(134,812)	(137,998)
Grants	(45,698)	(33,950)	(33,950)			(34,200)	(34,270)	(34,341)	(34,414)
Fines	(1,208)	(8,000)	(2,371)	5,629	(70.4%)	(2,430)	(2,491)	(2,553)	(2,617)
Other Revenues	(7,763)	(11,000)	(11,000)			(11,000)	(11,140)	(11,283)	(11,429)
Sub-total Revenues	(169,108)	(161,627)	(173,032)	(11,405)	7.1%	(176,300)	(179,604)	(182,989)	(186,458)
Compensation	1,565,769	1,723,399	1,844,098	120,699	7.0%	1,895,348	1,948,641	2,002,506	2,056,505
Insurance	4,937	5,529	7,682	2,153	38.9%	8,450	9,295	10,225	11,248
Professional Development and Assoc. Fees	11,617	18,016	18,287	271	1.5%	18,561	18,840	19,122	19,409
Office and Administration	14,132	22,656	23,145	489	2.2%	23,611	24,195	24,796	25,410
Public Relations, Promotions and Events	7,807	8,670	8,843	173	2.0%	9,020	9,246	9,477	9,714
Licences and Support	21,868	30,250	30,855	605	2.0%	31,472	32,259	33,065	33,892
Service and Lease Agreements	6,486	7,461	7,600	139	1.9%	7,741	7,935	8,133	8,336
Programs	16,737	18,839	19,216	377	2.0%	19,600	19,992	20,591	21,208
Service Charges	2,291	1,836	1,873	37	2.0%	1,910	1,958	2,007	2,057
Utilities	19,938	21,731	22,280	549	2.5%	24,508	26,959	29,655	32,620
Maintenance and Repairs	39,239	73,607	75,227	1,620	2.2%	76,883	78,356	79,867	81,417
Equipment Purchases	628	3,000	3,060	60	2.0%	3,121	3,199	3,279	3,361
Professional Fees	1,220	5,000	5,000			5,000	5,000	5,000	5,000
Inter-Departmental Re-Allocations	25,441	30,487		(30,487)	(100.0%)				
Sub-total Expenses	1,738,110	1,970,481	2,067,166	96,685	4.9%	2,125,225	2,185,875	2,247,723	2,310,177
Transfers to(from) Reserve	285,850	241,875	248,082	6,207	2.6%	254,474	261,059	264,466	270,203
Transfer to Capital		61,528	53,000	(8,528)	(13.9%)	78,326	74,800	115,872	84,000
Total Transfers	285,850	303,403	301,082	(2,321)	(0.8%)	332,800	335,859	380,338	354,203
Total Library Services Levy Impact	1,854,852	2,112,257	2,195,216	82,959	3.9%	2,281,725	2,342,130	2,445,072	2,477,922



Library Services 2024 Operating Budget - 5 Years

	2022 Actuals	2023 Approved Budget	2024 Proposed Budget	2024 \$ Change	2024 % Change	2025 Proposed Budget	2026 Proposed Budget	2027 Proposed Budget	2028 Proposed Budget
Total Library Services Levy Impact	1,854,852	2,112,257	2,195,216	82,959	3.9%	2,281,725	2,342,130	2,445,072	2,477,922

5 Year Levy Impact - Operating



Material Drivers 2024-2028

	2024	2025	2026	2027	2028
Net Change Levy Impact	82,959	86,509	60,405	102,942	32,850
Reallocations					
GM & EA Compensation	(50,246)				
Inflationary Impact					
Salaries & Benefits	46,680	51,250	53,293	53,865	53,999
User Fees	(17,034)				
Transfer to Capital		25,326		41,072	(31,872)
Service Level Impact					
Interdepartmental Costs	(30,487)				
Makerspace Specialist	118,006				

Individual Drivers not exceeding \$10,000 have been excluded



Library Services 2024 Capital Budget - 10 Years

	2024	2025	2026	2027	2028	2029	2030	2031	2032	2033
20 Capital Fund										
Division: 780 Library Services										
15000.0000 Library Collections--	213,082	219,474	226,059	229,466	235,203	241,083	254,000	260,000	266,500	273,000
20201.1300 CF -Furniture and Equip--Public Library -1 Mill St	30,000	10,000	30,000	10,000	30,000	30,000	30,000	30,000	30,000	30,000
20320.1300 CF -Computer Hardware Library	57,241	4,326		52,339						
20361.1300 Network Infrastructure--Public Library -1 Mill St			26,000							
20383.1300 CF -Security Inventory System Library RFID	40,000	25,000			25,000			30,000		
20384.1300 Library Modernization		20,000		20,000						
B1287.0000 Makerspace Upgrades	5,000	5,000	5,000	5,000	5,000	5,000	5,000	5,000	5,000	5,000
B1289.0000 New Service Delivery Lockers/Kiosk			25,000	25,000						
Total Investment in Capital	345,323	283,800	312,059	341,805	295,203	276,083	289,000	325,000	301,500	308,000
Less: Funding Sources										
Reserves/ Reserve Funds	340,323	225,474	237,259	245,933	246,203	247,083	260,000	272,000	272,500	279,000
Total Other Funding Sources	340,323	225,474	237,259	245,933	246,203	247,083	260,000	272,000	272,500	279,000
Total Library Levy Impact	5,000	58,326	74,800	95,872	49,000	29,000	29,000	53,000	29,000	29,000

Town of Orangeville

Capital Projects

Project	15000.0000 Library Collections --		
Department	Library		
Version	3 Management Review 1	Year	2024

Description							
Project Details							
Collection Development - the library houses a large collection (approx. 80,000 items) of resources that are available for members to borrow. In addition to the large collection of books, the library also offers magazines, DVDs (audio books and movies/TV series), music, and electronic resources.							

Budget							
	Total	2024	2025	2026	2027	2028	2029-2033
Expenditures	2,417,867	213,082	219,474	226,059	229,466	235,203	1,294,583
Funding							
Transfers from Reserve/Reserve							
Trf from RF - Library Collectio	2,417,867	213,082	219,474	226,059	229,466	235,203	1,294,583
	2,417,867	213,082	219,474	226,059	229,466	235,203	1,294,583
Funding Total	2,417,867	213,082	219,474	226,059	229,466	235,203	1,294,583

Attributes		
Attribute	Value	Comment
Department	Library	
Loc.Fleet.Eqpt	0000	
Budget Year	2017	
Priority	Medium-High	
Status	New Capital Project	
Project Type	New Acquisition	
Service Life		
Approval Status	Approved	
Project Reference	Library Collections	
Activity	15000 Library Collections	
Strategic Plan	Corporate Capacity	INNOVATION
Other plans and studies		
Other plans and studies		

Town of Orangeville

Capital Projects

Project	15000.0000 Library Collections --		
Department	Library		
Version	3 Management Review 1	Year	2024

Attributes		
Attribute	Value	Comment
Procurement	No	
Communications	No	
Information Technology	No	

Town of Orangeville

Capital Projects

Project	20201.1300 CF - Furniture and Equip -- Public Library - 1 Mill St		
Department	Library		
Version	3 Management Review 1	Year	2024

Description	
Project Details	
Replacement of public furniture and equipment as ongoing maintenance to ensure safety and efficiency. Continue committment to upgrade various technologies.	

Budget							
	Total	2024	2025	2026	2027	2028	2029-2033
Expenditures	260,000	30,000	10,000	30,000	10,000	30,000	150,000
Funding							
Transfers from Reserve/Reserve							
Trf from RF - General Capital	84,000	30,000	6,000	6,000	6,000	6,000	30,000
	84,000	30,000	6,000	6,000	6,000	6,000	30,000
Tax Levy							
Trf from Levy	176,000		4,000	24,000	4,000	24,000	120,000
	176,000		4,000	24,000	4,000	24,000	120,000
Funding Total	260,000	30,000	10,000	30,000	10,000	30,000	150,000

Attributes		
Attribute	Value	Comment
Department	Library	
Loc.Fleet.Eqpt	1300 Public Library - 1 Mill St	
Budget Year	2017	
Priority	Medium-High	
Status	New Capital Project	
Project Type	Replacement	
Service Life		
Approval Status	Approved	
Project Reference		
Activity	20201 CF - Furniture and Equip	

Town of Orangeville

Capital Projects

Project	20201.1300 CF - Furniture and Equip -- Public Library - 1 Mill St		
Department	Library		
Version	3 Management Review 1	Year	2024

Attributes		
Attribute	Value	Comment
Strategic Plan	Corporate Capacity	INNOVATION
Other plans and studies		
Other plans and studies		
Procurement	No	
Communications	No	
Information Technology	No	

Town of Orangeville

Capital Projects

Project	20320.1300 CF - Computer Hardware -- Public Library - 1 Mill St		
Department	Library		
Version	3 Management Review 1	Year	2024

Description
Project Details
<p>Change of Project Scope in 2024.</p> <p>Previous Scope: The Library has over 40 systems that are on beginning to fail and are not keeping pace with the demands of clients. Upgrades are required for these systems.</p> <p>New Scope: The proposed new use of these funds is still focused on technology and hardware; however, it is specific to the technical needs of the library. List of uses, subject to prices changes includes:</p> <p>\$15,000 Wired Meeting/Study Pod \$12,500 Laptop Lending Kiosk \$10,000 Makerspace Wiring \$ 5,000 Touch Screen computers to Public Access to the Catalogue \$ 5,000 Cameras for Mill St Library - new sight lines \$ 9,741 Wireless printing capabilities, display screens, Foot traffic counters, Wifi range extender</p> <p>----- \$57,241</p> <p>No financial impact related to the change in scope.</p>

Budget							
	Total	2024	2025	2026	2027	2028	2029-2033
Expenditures	56,665		4,326		52,339		
Funding							
Transfers from Reserve/Reserve							
Trf from RF - General Capital	10,467				10,467		
	10,467				10,467		
Tax Levy							
Trf from Levy	46,198		4,326		41,872		
	46,198		4,326		41,872		
Funding Total	56,665		4,326		52,339		

Attributes		
Attribute	Value	Comment
Department	Library	
Loc.Fleet.Eqpt	0000	
Budget Year	2019	
Priority	High	
Status	New Capital Project	
Project Type	Replacement	
Service Life	5 Years	
Approval Status	Approved	
Project Reference		
Activity	20320 Computer Hardware	

Town of Orangeville

Capital Projects

Project	20320.1300 CF - Computer Hardware -- Public Library - 1 Mill St		
Department	Library		
Version	3 Management Review 1	Year	2024

Attributes		
Attribute	Value	Comment
Strategic Plan		
Other plans and studies		
Other plans and studies		
Procurement	No	
Communications	No	
Information Technology	No	

Town of Orangeville

Capital Projects

Project	20383.1300 CF - Security Inventory System Library RFID		
Department	Library		
Version	3 Management Review 1	Year	2024

Description	
Project Details	
<p>Radio Frequency Identification (RFID) technology is an emerging technology currently being used by organizations such as retailers, hospitals, and libraries. Many large and small library systems have installed RFID systems in the interest of saving time, money and labor. Radio-frequency identification (RFID) uses a wireless radio system to transfer data from a tag attached to an object, such as a book, so you can identify it and track its use. The tag contains electronically stored information on a microchip which is read by a RFID reader or scanner. Radio Frequency Identification, although initially costly to implement, promises (according to early adopters) to provide savings in time, money and labor without diminishing the level of core services provided. There are four main reasons the library board is looking to make this type of significant investment:</p> <p>Customer satisfaction. Books and other materials move out of the library faster.</p> <p>Staff productivity and satisfaction. With RFID, librarians can do more in less time. Some of the most time-consuming tasks—check-ins, checkouts, searching for holds or lost items, and shelf management—are fully or partially automated. That opens up opportunities for improving current services and for enhancing the mission of the library.</p> <p>Staff health. RFID will provide for the elimination of some of the circulation activities associated with the occurrence of injuries such repetitive stress/fatigue.</p> <p>Fiscal responsibility. Sound return on investment, based on recent studies RFID systems usually pay for themselves in two or three years. An RFID system can help keep staff costs constant and predictable and costs due to lost or misplaced items can be reduced.</p> <p>Implementation of this technology begins with the tagging all material with an RFID label, connecting that label to the inventory control system. Once the entire collection (80,000 items) has been tagged and linked to the system - new equipment to read the tags (i.e. workstations, gates and infrastructure).</p>	

Budget							
	Total	2024	2025	2026	2027	2028	2029-2033
Expenditures	110,000	30,000	25,000			25,000	30,000
Funding							
Transfers from Reserve/Reserve							
Trf from RF - General Capital	41,000	30,000				5,000	6,000
	41,000	30,000				5,000	6,000
Tax Levy							
Trf from Levy	69,000		25,000			20,000	24,000
	69,000		25,000			20,000	24,000
Funding Total	110,000	30,000	25,000			25,000	30,000

Attributes		
Attribute	Value	Comment
Department	Library	
Loc.Fleet.Eqpt	0000	
Budget Year	2018	
Priority		
Status		
Project Type	Upgrade	
Service Life		
Approval Status	Approved	
Project Reference		
Activity	B0126 <Generated>	

Town of Orangeville

Capital Projects

Project	20383.1300 CF - Security Inventory System Library RFID		
Department	Library		
Version	3 Management Review 1	Year	2024

Attributes		
Attribute	Value	Comment
Strategic Plan	Corporate Capacity	INNOVATION
Other plans and studies		
Other plans and studies		
Procurement	No	
Communications	No	
Information Technology	Yes	

Town of Orangeville

Capital Projects

Project	B1287.0000 Makerspace Upgrades		
Department	Library		
Version	3 Management Review 1	Year	2024

Description	
Project Details	
<p>Strategic Direction: Discover Goal 3: Ignite curiosity with innovative technology \</p> <p>Objective I: Design a makerspace with a digital media lab</p> <p>Providing sustained value to the makerspace community requires continuous upgrading and replacement of key enterprise systems and technology. This allocation acknowledges the importance and financial commitment required to ensure the makerspace equipment remains relevant year after year. Technology is changing at a rapid pace, requiring new equipment and constant upgrading. The intent is a flexible fund where market fluctuations and supply and demand can be weathered across years/terms.</p> <p>Makerspaces are becoming popular in public libraries, from digital labs to creative studios, including equipment such as 3-D printers, vinyl cutters, sound and video recording equipment, scanners, and a growing variety of equipment. This supports digital literacy in the community, both for individuals and for businesses, which can use the equipment to test prototypes for example.</p> <p>In the community survey, 31% of the respondents thought that this would be important to them in the future. In the staff survey, 54% thought the library needed to provide this service.</p> <p>The Orangeville Public Library was awarded a LEAF Commonwell Grant to purchase the initial equipment for a makerspace. This will be located at the Alder Street Branch in the space left by the areas used as the computer lab for a previous tenant.</p>	

Budget							
	Total	2024	2025	2026	2027	2028	2029-2033
Expenditures	50,000	5,000	5,000	5,000	5,000	5,000	25,000
Funding							
Tax Levy							
Trf from Levy	50,000	5,000	5,000	5,000	5,000	5,000	25,000
	50,000	5,000	5,000	5,000	5,000	5,000	25,000
Funding Total	50,000	5,000	5,000	5,000	5,000	5,000	25,000

Attributes		
Attribute	Value	Comment
Department	Library	
Loc.Fleet.Eqpt	0000	
Budget Year	2023	
Priority	Medium-Low	
Status	New Capital Project	
Project Type	Upgrade	
Service Life	5	
Approval Status	Approved	
Project Reference		
Activity	B1287 <Generated>	
Strategic Plan	Corporate Capacity	INNOVATION
Other plans and studies		
Other plans and studies		

Town of Orangeville

Capital Projects

Project	B1287.0000 Makerspace Upgrades		
Department	Library		
Version	3 Management Review 1	Year	2024

Attributes		
Attribute	Value	Comment
Procurement	No	
Communications	No	
Information Technology	No	

Crossing Guards

DARLA FRASER, CEO, ORANGEVILLE PUBLIC LIBRARY, CROSSING GUARDS

The 2024 budget provides for an enhanced Crossing Guard Program in the Community Services Department, crafted to further elevate the safety of our community members, especially our young students, as they navigate our roads on their journey to and from school. The Crossing Guard Program stands at the junction of public education, road safety, and student success, embodying a commitment to foster an active transportation culture and build a healthier, safer community.

The Crossing Guard Program is an integral part of our community's commitment to safeguarding our residents, particularly our schoolchildren, as they travel to and from their educational institutions. This program reflects our unwavering dedication to promoting road safety awareness and encouraging active modes of transportation, while simultaneously cultivating a strong sense of community service.



Our priorities include:

Enhanced Safety Measures: Our budget allocates resources to the implementation of advanced safety measures, including additional crossing guards at key intersections, enhanced visibility equipment, and ongoing safety training to ensure the well-being of our both our guards and pedestrians.

Community Education: We are committed to expanding our public education efforts by developing educational campaigns that emphasize road safety awareness among students, parents, and the wider community. These initiatives will be both engaging and informative, encouraging responsible road behavior.

Active Transportation: This budget supports our aspiration to foster a culture of active transportation, which includes walking and cycling. By ensuring safer routes to schools and promoting healthy habits, we aim to contribute to a more vibrant and healthier Orangeville.

Crossing Guard Well-being: The well-being of our crossing guards is of utmost importance. This budget accounts for their professional development, health, and safety, recognizing their tireless dedication to the safety of our community members.

Our budget for the Crossing Guard Program in 2024 has been meticulously structured to achieve optimal utilization of resources while maintaining our commitment to road safety, public education, and community well-being. Allocations have been made for personnel, training, equipment, community engagement initiatives, and program administration.

This small increase represents a significant investment in the safety and vitality of our community. This program not only prioritizes the well-being of our residents, particularly our young students, but also underscores our dedication to building a town that values active transportation and community service.

We acknowledge that the work of our crossing guards requires confidence, stamina, and a strong dedication to community service. Their commitment to ensuring the safety of our roads and pathways inspires us all. As we move forward into the new fiscal year, we invite you to explore the details of our budget estimates and join us in our collective effort to create a safer, healthier, and more vibrant Orangeville.

By the numbers

Who We Serve

Pedestrians – Students and families traveling to and from school

All Community Members

Who We Are

Permanent Part Time Guards: 27

Casual Crossing Guards: 6

Supervisor, Full Time: 1

Accomplishments

- Additional training/retraining and ongoing support of a dedicated supervisor
- Appreciation Day held in June, in person
- Vehicular and Pedestrian comprehensive counts underway
- Data Orangeville (DO), updated with Crossing Guard profiles, pictures and names

What We Do

- Provide safe and active routes
- to school for students in the community.
- Guide vehicular traffic to ensure safe pedestrian crossing.
- Plan, develop and align with current legislation and best practices based on the Ontario Traffic Council (OTC), School Crossing Guard Program

How We Measure

Crossing Guard Stations: 24

Signalized Intersections: 8

All Way Stop-Controlled Intersections: 6

Minor Street Stop-Controlled Intersections: 9

Mid-Block Intersection: 1

Provide safe travel to and from school for more than 15,000 students weekly.

Service 13 Schools, Elementary & Secondary from 3 School Boards (UGDSB/ DPCDSB,CSV)

60 unique Crossing Guard shifts per day





Crossing Guards 2024 Operating Budget - 5 Years

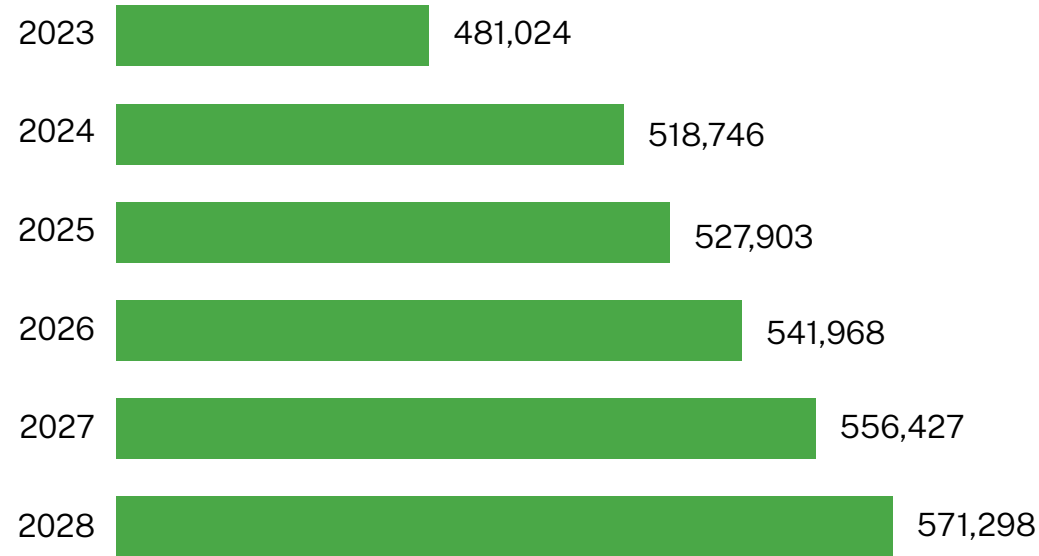
	2022 Actuals	2023 Approved Budget	2024 Proposed Budget	2024 \$ Change	2024 % Change	2025 Proposed Budget	2026 Proposed Budget	2027 Proposed Budget	2028 Proposed Budget
Crossing Guards									
Compensation	365,257	468,742	503,667	34,925	7.5%	517,140	530,976	545,200	559,830
Professional Development and Assoc. Fees	646	1,030	1,551	521	50.6%	1,572	1,603	1,635	1,668
Office and Administration	530	670	2,683	2,013	300.4%	2,697	2,714	2,732	2,750
Safety Equipment and Clothing	5,455	3,451	8,020	4,569	132.4%	3,590	3,698	3,809	3,923
Materials and Supplies	978	1,325	2,825	1,500	113.2%	2,904	2,977	3,051	3,127
Inter-Departmental Re-Allocations	3,144	5,806		(5,806)	(100.0%)				
Sub-total Expenses:	376,010	481,024	518,746	37,722	7.8%	527,903	541,968	556,427	571,298
Total Crossing Guards Levy Impact	376,010	481,024	518,746	37,722	7.8%	527,903	541,968	556,427	571,298



Crossing Guards 2024 Operating Budget - 5 Years

	2022 Actuals	2023 Approved Budget	2024 Proposed Budget	2024 \$ Change	2024 % Change	2025 Proposed Budget	2026 Proposed Budget	2027 Proposed Budget	2028 Proposed Budget
Total Crossing Guards Levy Impact	376,010	481,024	518,746	37,722	7.8%	527,903	541,968	556,427	571,298

5 Year Levy Impact - Operating



Material Drivers 2024-2028

	2024	2025	2026	2027	2028
Net Change Levy Impact	37,722	9,157	14,065	14,459	14,871
Inflationary Impact					
Salaries & Benefits	13,517	13,473	13,836	14,224	14,630
Service Level Impact					
Crossing Guards	21,408				

Individual Drivers not exceeding \$10,000 have been excluded

Economic Development & Culture

KATRINA LEMIRE, ECONOMIC DEVELOPMENT & CULTURE MANAGER

Orangeville's Economic Development and Culture office aims to foster our community's economic growth by taking an active role in the attraction, retention, and expansion of local businesses. Identified as one of Orangeville's strategic goals, the economic resiliency of our Town relies on the successful creation of a supportive and flexible ecosystem for businesses. Nurturing entrepreneurship, stimulating tourism and cultural development, and demonstrating Orangeville's competitive advantages are specific priorities that appeal to investors, tourists, and talent.

Our local businesses continue to respond to changing market conditions including ongoing pandemic recovery, workforce shortages, and supply chain issues. Despite these challenges, positive signs of growth and recovery are evident. Over the past year, business construction has increased, employment has returned to pre-pandemic levels, and both visitors and residents have enjoyed experiences and events in our vibrant community.

The specific and changing needs of our local businesses drive the work of the Economic Development and Culture office. Entrepreneurs of all stages and sizes can benefit from free guidance delivered by the Orangeville & Area SBEC, complemented by funding and advisory programs such as Starter Company and Digital Main Street. Continued implementation of the Tourism Strategy and Action Plan focuses on promoting the "Love, Orangeville" brand, enhancing our public art collection, and developing tour experiences. The maintenance of key assets such as wayfinding and gateway signage fosters community pride and visitor recognition. The new Community Improvement Plan offers innovative programs to encourage private sector investment that will support revitalization and redevelopment efforts in our downtown and industrial areas. Local, regional, and provincial partnerships further validate these initiatives while reducing costs to Orangeville's taxpayers.

With these foundational services in place, there is an opportunity to identify new and targeted ways to support and grow our local economy. The creation of an Economic Development and Culture strategy in 2024 would define the priorities, actions, and investments that are required to achieve the Town's Strategic Plan and enhance the economic resiliency of our community. As we look ahead, creating a welcoming, supportive, and inclusive environment for the Town's businesses, visitors, and residents will remain the fundamental objective of Orangeville's Economic Development and Culture office.





By the numbers

Who We Serve

Existing and potential business owners in Orangeville and surrounding areas

Business, tourism, and cultural organizations in Orangeville

Tourists, visitors and residents

Who We Are

Manager, Economic Development & Culture: 1

Officer, Tourism and Culture: 1

Co-ordinator, SBEC: 1

Co-ordinator, Marketing and Projects: 1

Administrative Assistant: 1

What We Do

- Attract, retain and expand businesses by promoting our community, creating connections, and offering community data and insights
- Foster entrepreneurship by delivering SBEC services and programs
- Stimulate tourism and culture through the implementation of the Tourism Strategy and Action Plan
- Develop, maintain and nurture partnerships to enhance program delivery and funding
- Support workforce development by hosting an annual job fair and promoting local business opportunities
- Execute special projects and initiatives

How We Measure

Number of businesses operating: 2,789

Number of jobs: 14,699

Tourism inquiries: 2,005

Delivery of workshops and events: 15 for 428 registrants


Business consultations: 570

Non-residential construction value: \$25,143,771

Funding and grants invested in community: \$311,180

Accomplishments

- Continued implementation of the Tourism Strategy and Action Plan including stewardship of the Love, Orangeville tourism brand
- Delivery of programs and events to support local businesses including SBEC services, Digital Main Street, and the Orangeville & Area Job Fair
- Ongoing initiatives to enhance investment in our community such as execution of the Community Improvement Plan





Economic Development & Culture 2024 Operating Budget - 5 Years

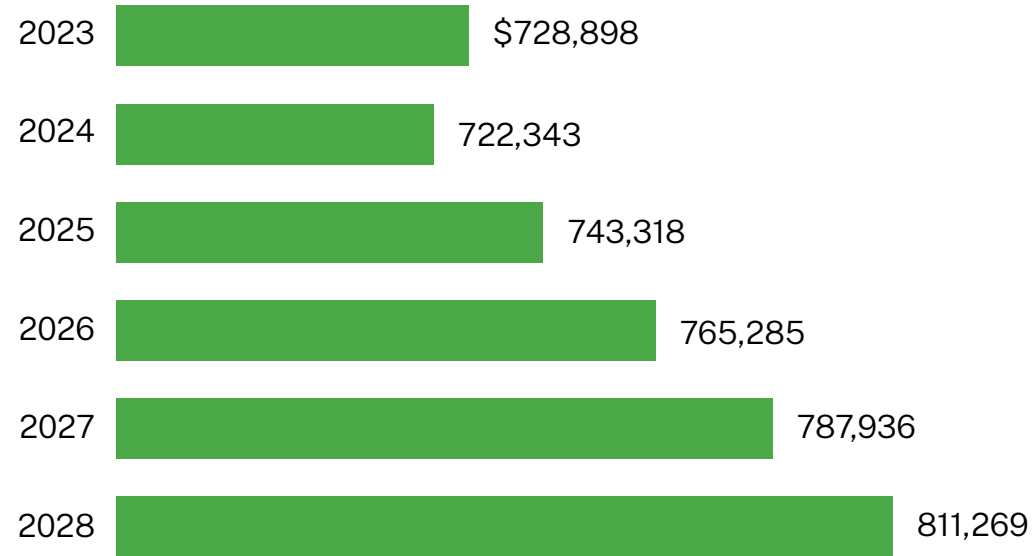
	2022 Actuals	2023 Approved Budget	2024 Proposed Budget	2024 \$ Change	2024 % Change	2025 Proposed Budget	2026 Proposed Budget	2027 Proposed Budget	2028 Proposed Budget
Economic Development & Culture									
User Fees	(4)	(10,500)	(10,500)			(10,500)	(10,500)	(10,500)	(10,500)
Grants	(274,192)	(201,280)	(222,745)	(21,465)	10.7%	(201,280)	(201,280)	(201,280)	(201,280)
Other Revenues	(1,308)								
Sub-total Revenues:	(275,504)	(211,780)	(233,245)	(21,465)	10.1%	(211,780)	(211,780)	(211,780)	(211,780)
Compensation	661,227	687,203	687,235	32		689,299	708,830	728,990	749,759
Grants	75,173	90,000	90,000			90,000	90,000	90,000	90,000
Professional Development and Assoc. Fees	2,816	2,500	3,790	1,290	51.6%	3,865	3,942	4,021	4,102
Office and Administration	6,436	14,376	15,781	1,405	9.8%	11,301	11,390	11,480	11,571
Public Relations, Promotions and Events	56,117	84,315	86,120	1,805	2.1%	86,629	87,526	88,441	89,395
Maintenance and Repairs	373	2,947	4,255	1,308	44.4%	4,410	4,572	4,743	4,921
Outside Services	54,737	54,867	59,387	4,520	8.2%	60,574	61,785	63,021	64,281
Professional Fees	4,665	2,520	6,020	3,500	138.9%	6,020	6,020	6,020	6,020
Inter-Departmental Re-Allocations	4,814	6,138		(6,138)	(100.0%)				
Sub-total Expenses:	866,358	944,866	952,588	7,722	0.8%	952,098	974,065	996,716	1,020,049
Transfers to(from) Reserve	3,000	(4,188)	3,000	7,188	(171.6%)	3,000	3,000	3,000	3,000
Total Transfers	3,000	(4,188)	3,000	7,188	(171.6%)	3,000	3,000	3,000	3,000
Total Economic Development & Culture Levy Impact	593,854	728,898	722,343	(6,555)	(0.9%)	743,318	765,285	787,936	811,269



Economic Development & Culture 2024 Operating Budget - 5 Years

	2022 Actuals	2023 Approved Budget	2024 Proposed Budget	2024 \$ Change	2024 % Change	2025 Proposed Budget	2026 Proposed Budget	2027 Proposed Budget	2028 Proposed Budget
Total Economic Development & Culture Levy Impact	593,854	728,898	722,343	(6,555)	(0.9%)	743,318	765,285	787,936	811,269

5 Year Levy Impact - Operating



Material Drivers 2024-2028

	2024	2025	2026	2027	2028
Net Change Levy Impact	(6,555)	20,975	21,967	22,651	23,333
Reallocations					
GM & EA Compensation	(33,498)				
Inflationary Impact					
Salaries & Benefits	23,926	18,962	19,531	20,160	20,769
Previously Endorsed					
Digital Main St Grant Revenue	(21,465)	21,465			
Digital Main St Grant Expenses	21,465	(21,465)			

Individual Drivers not exceeding \$10,000 have been excluded



Economic Development & Culture 2024 Capital Budget - 10 Years

	2024	2025	2026	2027	2028	2029	2030	2031	2032	2033
20 Capital Fund										
Division: 320 Economic Development & Culture										
13105.0000 Tree Sculpture--		10,200	10,404	10,612	10,824	11,040	11,261	11,486	11,716	11,950
B1343.0000 Ec Dev Strategy	75,000									
B1353.0000 Gateway sign replacement	25,000									
B1405.0000 RP-Way Finding Signage	29,186									
Total Investment in Capital	129,186	10,200	10,404	10,612	10,824	11,040	11,261	11,486	11,716	11,950
Less: Funding Sources										
Reserves/ Reserve Funds	29,186									
Total Other Funding Sources	29,186									
Total Economic Development & Culture Levy Impact	100,000	10,200	10,404	10,612	10,824	11,040	11,261	11,486	11,716	11,950

Town of Orangeville

Capital Projects

Project	B1343.0000 Ec Dev Strategy		
Department	Economic Development & Culture		
Version	3 Management Review 1	Year	2024

Description							
Project Details							
<p>Orangeville's current Economic Development Strategy Update was adopted in 2018 as a five-year plan. All key actions outlined have now been completed or have become obsolete due to changes within the community. The development of a new strategy in 2024 will identify the objectives and actions required to guide economic development in Orangeville, driven by the Town's strategic goal of Economic Resilience. Specific challenges related to industrial/commercial land availability, workforce development, and business retention/attraction will be addressed. By hiring a consultant to complete the strategy, the Town will gain external perspective and expertise. Stakeholder engagement and a thorough analysis of Orangeville's business environment will be important requirements for this project.</p>							

Budget							
	Total	2024	2025	2026	2027	2028	2029-2033
Expenditures	75,000	75,000					
Funding							
Tax Levy							
Trf from Levy	75,000	75,000					
	75,000	75,000					
Funding Total	75,000	75,000					

Attributes		
Attribute	Value	Comment
Department	Economic Development & Culture	
Loc.Fleet.Eqpt	0000	
Budget Year	2024	
Priority	High	
Status	New Capital Project	
Project Type	New Acquisition	
Service Life	5-7 Years	
Approval Status	Approved	
Project Reference		
Activity	B1343 <Generated>	
Strategic Plan	Economic Resilience	Readiness, Ecosystem and Competitiveness
Other plans and studies	2018 Economic Development Strategy Update	Action items in existing five-year strategy update are now complete or outdated.
Other plans and studies		

Town of Orangeville

Capital Projects

Project	B1343.0000 Ec Dev Strategy		
Department	Economic Development & Culture		
Version	3 Management Review 1	Year	2024

Attributes		
Attribute	Value	Comment
Procurement	Yes	Q1 - to support vendor selection
Communications	Yes	Q1 - to support engagement
Information Technology	No	

Town of Orangeville

Capital Projects

Project	B1353.0000 Gateway sign replacement		
Department	Economic Development & Culture		
Version	3 Management Review 1	Year	2024

Description

Project Details

One of Orangeville's four gateway signs requires replacement. The sign is located on the northeast corner of First Street and Highway 10 and was originally installed in 2002. Annual maintenance and repairs have helped to prolong the life of this sign, but significant deterioration has led to the need for a full replacement. The existing base and lighting are in working order so replacement costs are limited to the actual sign.

Budget

	Total	2024	2025	2026	2027	2028	2029-2033
Expenditures	25,000	25,000					
Funding							
Tax Levy							
Trf from Levy	25,000	25,000					
	25,000	25,000					
Funding Total	25,000	25,000					

Attributes

Attribute	Value	Comment
Department	Economic Development & Culture	
Loc.Fleet.Eqpt	0000	
Budget Year	2024	
Priority	High	
Status	New Capital Project	
Project Type	Replacement	
Service Life	15 to 20 years	
Approval Status	Approved	
Project Reference		
Activity	B1353 <Generated>	
Strategic Plan	Community Vitality	Vibrancy
Other plans and studies	Tourism Strategy	Enhance Infrastructure and Investments: Continue to fulfill wayfinding program
Other plans and studies		

Town of Orangeville

Capital Projects

Project	B1353.0000 Gateway sign replacement		
Department	Economic Development & Culture		
Version	3 Management Review 1	Year	2024

Attributes

Attribute	Value	Comment
Procurement	No	
Communications	No	
Information Technology	No	

Gallery

C:\Users\klemire\Desktop\Town of Orangeville Community Entrance Sign - North Side 01.jpg



Town of Orangeville

Capital Projects

Project	B1353.0000 Gateway sign replacement		
Department	Economic Development & Culture		
Version	3 Management Review 1	Year	2024

Gallery

C:\Users\klemire\Desktop\Town of Orangeville Community Entrance Sign - North Side 02.jpg



Town of Orangeville

Capital Projects

Project	B1405.0000 RP - Way Finding Signage		
Department	Economic Development & Culture		
Version	3 Management Review 1	Year	2024

Description

Project Details

Reprioritization of funding from the previously approved Industrial Park Way Finding Signage Project.

Orangeville's collection of wayfinding signs helps to raise awareness of important destinations in our community. A series of complementary signs are installed throughout Town, directing visitors and residents to recreation facilities, visitor services, the downtown district, and other key assets. Five of the major directional signs have faded significantly since installation in 2016 and are now difficult to read. Repairs to the sign would ensure the information is visible and would allow for any updates to be made more easily. The repair includes a vinyl overlay with reflective lettering on modular panels with a protective overlaminates. With these repairs, the signs are expected to stay vibrant for at least ten years.

These signs are located at:

- Riddell/Montgomery (east and west facing)
- Townline/Dawson Road
- Broadway/Diane Drive
- Riddell/Alder

Budget

Total	2024	2025	2026	2027	2028	2029-2033
-------	------	------	------	------	------	-----------

Attributes

Attribute	Value	Comment
Department	Economic Development & Culture	
Loc.Fleet.Eqpt	0000	
Budget Year	2024	
Priority	High	
Status	New Capital Project	
Project Type	Replacement	
Service Life	25 Years	
Approval Status	Approved	
Project Reference		
Activity	B1405 <Generated>	
Strategic Plan	Community Vitality	VIBRANCY - Build a more inclusive community, and ensure citizen involvement
Other plans and studies		
Other plans and studies		
Procurement	No	
Communications	No	
Information Technology	No	

Facilities & Parks

CHARLES COSGROVE, FACILITIES & PARKS MANAGER

2023 was an exciting year for the facilities and parks divisions. We continued work on the pool renovation and rehabilitation, the design for the new Fire Hall, continued the trail system from the 2021 capital budget, and started the development of Rotary Park and Rebecca Hills Park. The facilities team was also involved with the renovation to the Orangeville Library which includes a new elevator, access to the lower level, washroom upgrades and a new service desk to help streamline the library operations.

Additional Highlights from 2023:

- The new Digital sign for the Tourism Centre
- The installation of shade structures at Fendley Park
- The small projects that provide better services to our user groups such as the storage shed for field lacrosse
- Continued work on the Orangeville trail system
- Repairs and roof replacement at the Water Pollution Control Plant and the Alder Street Recreation Centre.

The team looks forward to 2024 and the various projects and challenges to the services we provide.

Facilities

Plans for 2024 include:

- The continued upgrades to HVAC systems to provide savings to the Town and the residents of Orangeville.
- We will also continue with the roof replacement schedule to prolong the life of the asset; we are hoping to replace 4 small roofs at the Water Pollution Control Plant.
- Continue looking at energy savings within the Town facilities.

Parks

Our Parks Department provides a valuable service to all area residents. Our staff look after open spaces, conservation lands, trails, parks, splash pads, sports fields, skate parks, BMX park, and grass maintenance throughout the Town. Parks staff aid in the many special events that occur throughout the year in Orangeville by providing support, setting up, installing and delivery of goods.

The following is a small list of some projects the parks team will complete. The Veterans Way Trail; currently it is completed northwest of Broadway to Veterans way. The team is looking at having the section of trail from the south side of Broadway completed to Townline.

Rebecca Hills Park – The Town worked with area residents and the consultant to provide a preliminary draft of the park. After receiving feedback, the consultant has made some small adjustments to the project and working on the final details of the changes being proposed to this neighborhood park. A contractor has been




hired and is looking at the completion of the park renovation in the spring of 2024.

Another area of Interest will be the re-development of Rotary Park; a Landscape Architect is in place and is completing the necessary surveys and drawings for the first and second phase. The first phase is a project we are working on with Infrastructure services to replace the waterline through the park. As this is completed, the Architect will start the playground design that will include stakeholder involvement, including the Orangeville Rotary Club.

Along with these projects, we will be replacing various pieces of park's operating equipment to aid in the efficient operation of the division.

The Facilities and Parks Division will continually look at new and diverse ways to reduce costs, provide exceptional service, increase efficiencies, and prolong the life of the Town's assets. Our 2024 Operating Budget has very few increases and will be similar to 2023 while still allowing us to meet the day-to-day operational requirements of the division.





By the numbers

Who We Serve

31,000

residents of Orangeville

Internal Divisions: Facilities and Parks serves all divisions

CVC, Lion's Club, Rotary Club, Orangeville Legion, Orangeville Theatre, BIA, Town of Orangeville

How We Measure

The success of projects, ability to meet budget, and timelines.

Continuing to look for savings through energy efficiencies.

Who We Are

Manager: 1

Supervisors: 2

Coordinators: 2

Facility Operations Staff: 12.5

Corporate Operations staff: 2

Horticulture: 1

Parks Operational Staff: 2.5

Part-time Assistants: 10

Part-time Parks students: 16



What We Do

- Look after all Town Facilities and Structures including:
- 2 Multi-Purpose Facilities
- Operations Centre Structures
- Water Pollution Control Plant Structures
- Town Wells Structures
- Storm Water Ponds, grass maintenance
- All Parks, Open Spaces, 9 ball diamonds, 9 sportsfields, 1 dog park, 5 seasonal buildings 4 with washroom facilities, 1 Community Garden
- All grass cutting including Town Boulevards,
- 35 Parks (over 49 hectares)
- 115 Hectares of Conservation Land

Accomplishments

- The completion of the first phase of Veterans Way Trail from County Road 16 to Blind Line
- The renovation to Orangeville Library
- Continuing to provide support to the various divisions in the Town
- The start of the Rebecca Hills Park redevelopment
- The start of the Rotary Park re-development plan
- The completion of many Capital projects including roofs, roof top units, new doors, equipment purchases to provide more efficient service, Library renovation, and feasibility studies



Facilities 2024 Operating Budget - 5 Years

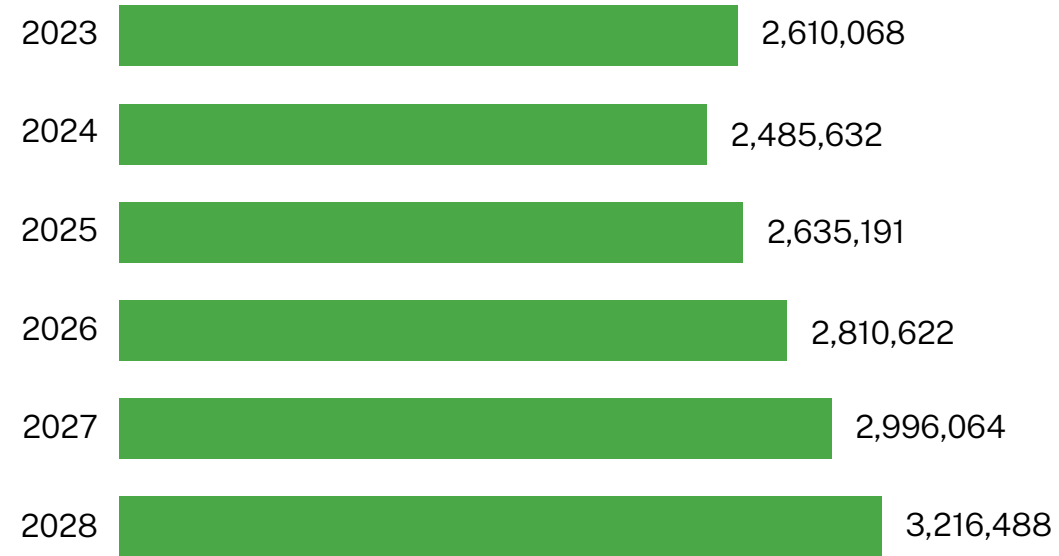
	2022 Actuals	2023 Approved Budget	2024 Proposed Budget	2024 \$ Change	2024 % Change	2025 Proposed Budget	2026 Proposed Budget	2027 Proposed Budget	2028 Proposed Budget
Facilities									
User Fees	(1,129,106)	(1,425,979)	(1,476,583)	(50,604)	3.5%	(1,479,738)	(1,481,910)	(1,484,125)	(1,486,333)
Agreement and Lease Revenue	(115,356)	(109,943)	(112,242)	(2,299)	2.1%	(114,076)	(116,447)	(118,356)	(120,802)
Other Revenues	(10,203)	(8,000)	(8,000)			(8,500)	(8,500)	(8,500)	(8,500)
Sub-total Revenues:	(1,254,665)	(1,543,922)	(1,596,825)	(52,903)	3.4%	(1,602,314)	(1,606,857)	(1,610,981)	(1,615,635)
Compensation	1,484,495	1,947,036	1,949,926	2,890	0.1%	2,003,197	2,058,071	2,108,133	2,165,272
Grants	8,105	7,790	7,790			7,790	7,790	7,790	7,790
Insurance	53,819	61,061	98,428	37,367	61.2%	108,272	119,099	131,008	144,109
Property Tax	71,035	78,502	79,445	943	1.2%	80,400	81,368	82,350	83,346
Professional Development and Assoc. Fees	7,826	11,405	11,605	200	1.8%	11,810	12,010	12,215	12,415
Office and Administration	11,846	30,525	30,670	145	0.5%	31,184	31,675	32,220	32,809
Licences and Support	(939)	1,000	1,000			1,000	1,000	1,000	1,000
Service and Lease Agreements	105,793	121,621	153,205	31,584	26.0%	154,253	159,062	164,451	186,030
Programs		255	260	5	2.0%	265	270	275	280
Safety Equipment and Clothing	20,862	43,136	43,663	527	1.2%	44,245	44,820	45,492	46,563
Utilities	606,064	756,923	819,630	62,707	8.3%	901,590	991,750	1,090,926	1,200,019
Fuel	1,611		1,853	1,853		2,038	2,242	2,466	2,713
Materials and Supplies	145,401	223,266	237,140	13,874	6.2%	239,775	243,944	248,203	252,807
Maintenance and Repairs	164,331	232,851	246,842	13,991	6.0%	251,021	254,522	259,135	263,278
Equipment Purchases	10,545	30,905	31,205	300	1.0%	31,790	32,265	32,865	34,340
Outside Services	345,072	303,990	294,795	(9,195)	(3.0%)	288,875	292,591	298,516	304,352
Inter-Departmental Re-Allocations	229,666	233,724		(233,724)	(100.0%)				
Sub-total Expenses:	3,265,532	4,083,990	4,007,457	(76,533)	(1.9%)	4,157,505	4,332,479	4,517,045	4,737,123
Transfers to(from) Reserve	70,000	70,000	75,000	5,000	7.1%	80,000	85,000	90,000	95,000
Total Transfers	70,000	70,000	75,000	5,000	7.1%	80,000	85,000	90,000	95,000
Total Facilities Levy Impact	2,080,867	2,610,068	2,485,632	(124,436)	(4.8%)	2,635,191	2,810,622	2,996,064	3,216,488



Facilities 2024 Operating Budget - 5 Years

	2022 Actuals	2023 Approved Budget	2024 Proposed Budget	2024 \$ Change	2024 % Change	2025 Proposed Budget	2026 Proposed Budget	2027 Proposed Budget	2028 Proposed Budget
Total Facilities Levy Impact	2,080,867	2,610,068	2,485,632	(124,436)	(4.8%)	2,635,191	2,810,622	2,996,064	3,216,488

5 Year Levy Impact - Operating



Material Drivers 2023-2027

	2024	2025	2026	2027	2028
Net Change Levy Impact	(124,436)	149,559	175,431	185,442	220,424
Reallocations					
GM & EA Compensation	(50,246)				
One Time Reversed					
Outside Services - TR Door Mtc (2023)	(25,000)				
Inflationary Impact					
User Fees	(50,604)				
Salaries & Benefits	53,136	53,271	54,874	56,324	57,139
Insurance	37,367	9,844	10,827	11,909	13,101
Utilities	62,707	81,960	90,160	99,176	109,093
Previously Endorsed					
Enterprise Vehicles	35,729				16,678
One Time Impact					
Train Stn-Keypad & Auto Doors	10,000	(10,000)			
Service Level Impact					
Interdepartmental Costs	(233,724)				

Individual Drivers not exceeding \$10,000 have been excluded



Facilities 2024 Capital Budget - 10 Years

	2024	2025	2026	2027	2028	2029	2030	2031	2032	2033
20 Capital Fund										
Division: 380 Facilities										
11802.0000 CF -Feasibility/Buisness Plan	120,000									
20201.1000 CF -Furniture and Equip Town Hall						7,500				
21000.4028 Vehicles -Rec-16 Ice Resurfacer		120,000								
21000.4029 Vehicles -Rec-17 Ice Resurfacer			120,000							
21125.1100 CF -Police Station	178,665									
21162.1200 CF -Security Cameras Alder	11,817					25,000				
21166.0000 CF -Digital Flat Screen TV									15,000	
21170.1300 CF -Elevator and front desk Recons Mill St Library	75,000									
21176.1200 CF -Exterior Door & Frame Repl Alder	20,000									
21187.1000 Camera System Town Hall						25,000				
21189.1200 CF -Roof Top Unit Replacement Alder	115,000	175,000								
21191.1200 CF -Red and Green Sprinkler Pipe Alder	75,000									
21192.1000 Fan Coil Units Town Hall	60,000	60,000								
21195.1200 CF -Evaporative Condenser Alder	350,000									
21206.1060 CF -WPCP Roof Projects	155,968	71,232	96,672	91,584	76,320	42,739				
21208.1200 Alder Street Duct Cleaning									10,000	
21210.1200 Hydraulic Person Lift -Alder									75,000	
21211.1010 Theatre Flat Screen Digital Di									15,000	
21212.0000 LED Lighting for Wells, Resrvoirs, Dundgeons.	18,500	21,500								
21214.1200 Alder Flood Room Hot Water Tan									75,000	
21216.1000 CF -Town Hall Evaporator/Chiller	175,000									
21217.1000 CF -Town Hall Elevator	251,947									
21507.1000 CF -Wayfinding Signage Town Hall	4,644									
21507.1200 CF -Wayfinding Signage Alder	6,346									
26020.1000 Refuse/Recycle Centre Town Hall							3,000			
B0039.1000 Facility Painting - Town Hall							18,000			
B0116.1210 Tony Rose Pool Change Rooms			350,000							
B0579.0000 Fire Hall Roof Replacement		150,000								



	2024	2025	2026	2027	2028	2029	2030	2031	2032	2033
B0888.1200 Food Court Wall Alder		30,000								
B0897.1210 Banquet Hall floor replacement Tony Rose			50,000							
B0903.1200 RP-Exterior Painting of the exterior steel structures	83,000									
B0910.1200 Lars Boiler Replacement -Alder		75,000								
B0911.1200 Boiler Room Pump Replacement			50,000							
B0965.1200 Alder Parking Lot Asphalt Replacement		1,750,000								
B1064.1200 Refuse/Recycle Centres -Alder						6,500				
B1065.1210 Refuse/Recycle Centres - Tony Rose						5,500				
B1069.1210 Pool LED lights - Tony Rose			35,000							
B1077.1200 Camus Boiler -Alder						60,000				
B1163.1210 Tony Rose Facility Upgrades			2,000,000							
B1205.1210 Tony Rose RTU replacement							60,000			
B1206.1210 Tony Rose "A" rink exterior siding			200,000							
B1207.1100 OPP exterior steel door replacement			20,000							
B1208.1100 OPP carpet replacement in Offices		15,000								
B1209.1400 Tourism Centre Window Replacement							75,000			
B1210.1400 Tourism Centre Roof						100,000				
B1212.1010 Theatre Carpet Replacement Seating area		25,000								
B1214.1000 Town Hall Cedar Shingle Repalcement							100,000			
B1216.1000 Town Hall Boiler replacement							75,000			
B1342.1200 RP -Patio Furniture Alder	40,000									
B1352.0000 Floor Scrubber	15,000					17,000				
B1355.1000 RP -Workforce Accomodation Plan	50,000	75,000								
B1358.1111 Project Manager -Facilities	150,000	150,000	150,000							
B1367.1420 Train Station Tables and Chairs	10,000									
B1382.1100 OPP Roof Rehabilitation			115,000	112,000						
B1404.1200 Alder Pool Excess Soils Removal	50,000									
Total Investment in Capital	2,015,887	2,717,732	3,186,672	203,584	76,320	310,239	310,000		190,000	



	2024	2025	2026	2027	2028	2029	2030	2031	2032	2033
Less: Funding Sources										
Canada Community Building Fund (CCBF)		225,000	430,334							
Reserves/ Reserve Funds	1,332,119	190,300	191,000			17,500	62,000		18,000	
Water Rates	77,984	35,616	48,336	45,792	38,160	21,370				
Wastewater Rates	77,984	35,616	48,336	45,792	38,160	21,369				
Financing		1,750,000	2,000,000							
Total Other Funding Sources	1,488,087	2,236,532	2,718,006	91,584	76,320	60,239	62,000		18,000	
Total Facilities Levy Impact	527,800	481,200	468,666	112,000		250,000	248,000		172,000	

Town of Orangeville

Capital Projects

Project	21170.1300 CF - Elevator and front desk Recons		
Department	Facilities		
Version	3 Management Review 1	Year	2024

Description	
Project Details	
<p>The Mill Street Library is a vital component of our community, it provides a place for people to meet, educate members of the immediate community as well as our neighbours in surrounding municipalities. Currently the lift that is in place is small, requires staff assistance in it's operation and is becoming difficult to find replacement parts when we experience breakdowns.</p> <p>In order to accommodate a new elevator it will require that the current elevator shaft be expanded. This will create a need to build a new access way to the staircase going to the lower level of the library. A cost effective way to complete this without impacting any Heritage feature is to include the construction of a glass atrium that would accommodate a hallway leading to the staircase that services the lower level. The construction of a new elevator shaft, elevator and atrium would also require the replacement of the existing flooring in the lobby and the construction of a new service counter in order to improve flow and meet the staff and customer needs. A concept design and estimated budget By Dickinson and Hicks has been completed and is available upon request.</p> <p>In order to complete the project, an additional \$75K is being requested through the 2024 budget.</p>	

Budget							
	Total	2024	2025	2026	2027	2028	2029-2033
Expenditures	75,000	75,000					
Funding							
Transfers from Reserve/Reserve							
Trf from RF - General Capital	75,000	75,000					
	75,000	75,000					
Funding Total	75,000	75,000					

Attributes		
Attribute	Value	Comment
Department	Facilities	
Loc.Fleet.Eqpt	1300 Public Library - 1 Mill St	
Budget Year	2021	
Priority	High	
Status	New Capital Project	
Project Type	Reconstruction	
Service Life	20 years	
Approval Status	Approved	
Project Reference		
Activity	B0973 <Generated>	
Strategic Plan	Community Vitality	VIBRANCY - Build a more inclusive community, and ensure citizen involvement
Other plans and studies		
Other plans and studies		

Town of Orangeville

Capital Projects

Project	21170.1300 CF - Elevator and front desk Recons		
Department	Facilities		
Version	3 Management Review 1	Year	2024

Attributes		
Attribute	Value	Comment
Procurement	No	
Communications	No	
Information Technology	No	

Town of Orangeville

Capital Projects

Project	21176.1200 CF -Exterior Door & Frame Repl -- Alder Rec Ctr - 275 Alder St		
Department	Facilities		
Version	3 Management Review 1	Year	2024

Description	
Project Details	
<p>To replace the exterior doors and frames at the Alder Street Recreation Centre. This facility opened on 2003 and over the years the doors and frames have started to corrode. This project is spread out over a five year period with the request of \$20,000 per year.</p>	

Budget							
	Total	2024	2025	2026	2027	2028	2029-2033
Expenditures	20,000	20,000					
Funding							
Tax Levy							
Trf from Levy	20,000	20,000					
	20,000	20,000					
Funding Total	20,000	20,000					

Attributes		
Attribute	Value	Comment
Department	Facilities	
Loc.Fleet.Eqpt	1200 Alder Rec Ctr - 275 Alder St	
Budget Year	2020	
Priority	Very High	
Status	New Capital Project	
Project Type	Replacement	
Service Life	15 years	
Approval Status	Approved	
Project Reference		
Activity	B0902 <Generated>	
Strategic Plan	Community Vitality	VIBRANCY - Build a more inclusive community, and ensure citizen involvement
Other plans and studies		
Other plans and studies		

Town of Orangeville

Capital Projects

Project	21176.1200 CF -Exterior Door & Frame Repl -- Alder Rec Ctr - 275 Alder St		
Department	Facilities		
Version	3 Management Review 1	Year	2024

Attributes		
Attribute	Value	Comment
Procurement	No	
Communications	No	
Information Technology	No	

Gallery

C:\Users\ccosgrove\Town of Orangeville\Facilities - Recreation Facilities\Capital Budget Pictures 2020\Alder Exterior Doors.jpg



Town of Orangeville

Capital Projects

Project	21176.1200 CF -Exterior Door & Frame Repl -- Alder Rec Ctr - 275 Alder St		
Department	Facilities		
Version	3 Management Review 1	Year	2024

Gallery

C:\Users\ccosgrove\Town of Orangeville\Facilities - Recreation Facilities\Capital Budget Pictures 2020\Alder Exterior Door 2.jpg



Town of Orangeville

Capital Projects

Project	21176.1200 CF -Exterior Door & Frame Repl -- Alder Rec Ctr - 275 Alder St		
Department	Facilities		
Version	3 Management Review 1	Year	2024

Gallery

C:\Users\ccosgrove\Town of Orangeville\Facilities - Recreation Facilities\Capital Budget Pictures 2020\Alder Exterior door 3.jpg



Town of Orangeville

Capital Projects

Project	21176.1200 CF -Exterior Door & Frame Repl -- Alder Rec Ctr - 275 Alder St		
Department	Facilities		
Version	3 Management Review 1	Year	2024

Gallery

C:\Users\ccosgrove\Town of Orangeville\Facilities - Recreation Facilities\Capital Budget Pictures 2020\Alder Exterior Door 4.jpg



Town of Orangeville

Capital Projects

Project	21176.1200 CF -Exterior Door & Frame Repl -- Alder Rec Ctr - 275 Alder St		
Department	Facilities		
Version	3 Management Review 1	Year	2024

Gallery

C:\Users\ccosgrove\Town of Orangeville\Facilities - Recreation Facilities\Capital Budget Pictures 2020\Alder Exterior Door 5.jpg



Town of Orangeville

Capital Projects

Project	21189.1200 CF - Roof Top Unit Replacement -- Alder Rec Ctr - 275 Alder St		
Department	Facilities		
Version	3 Management Review 1	Year	2024

Description

Project Details

To replace the various roof top units over a 6 year period. In the 2018 Capital Budget we were given funding to hire a consulting firm to assess the heating, ventilation, air conditioning, refrigeration and boilers systems. The evaluation was completed providing us with a list of the units that will need replacing within the next 5 to 10 years. Along with this evaluation the consultant provided estimated pricing for the replacement of the units. The following is a break down of the replacement schedule.

- 2021 RTU # 8 on going
- 2022 RTU # 2, 3, 4 Pictures included for 2022 Completed
- 2023 RTU # 10, 11, 14
- 2024 RTU # ,13, 15

This replacement schedule could alter depending on when the equipment fails, replacement may be required sooner than anticipated.

Note: for the budget year of 2023 we are looking at replacing roof top units 10, 11, and 14. Due to various break downs the replacement scheduled was altered.

Budget

	Total	2024	2025	2026	2027	2028	2029-2033
Expenditures	290,000	115,000	175,000				
Funding							
Transfers from Reserve/Reserve							
Trf from RF - General Capital	63,000	23,000	40,000				
	63,000	23,000	40,000				
Tax Levy							
Trf from Levy	227,000	92,000	135,000				
	227,000	92,000	135,000				
Funding Total	290,000	115,000	175,000				

Attributes

Attribute	Value	Comment
Department	Facilities	
Loc.Fleet.Eqpt	1200 Alder Rec Ctr - 275 Alder St	
Budget Year	2023	
Priority	Very High	
Status	New Capital Project	
Project Type	Replacement	
Service Life	20 years	
Approval Status	Approved	
Project Reference		
Activity	B0912 <Generated>	

Town of Orangeville

Capital Projects

Project	21189.1200 CF - Roof Top Unit Replacement -- Alder Rec Ctr - 275 Alder St		
Department	Facilities		
Version	3 Management Review 1	Year	2024

Attributes

Attribute	Value	Comment
Strategic Plan	Corporate Capacity	
Other plans and studies		
Other plans and studies		
Procurement	Yes	Q1,Q2
Communications	Yes	Q2
Information Technology	No	

Gallery

C:\Users\lccosgrove\Documents\2022 Budget pictures\RTU # 2.jpg



Town of Orangeville

Capital Projects

Project	21189.1200 CF - Roof Top Unit Replacement -- Alder Rec Ctr - 275 Alder St		
Department	Facilities		
Version	3 Management Review 1	Year	2024

Gallery

C:\Users\ccosgrove\Documents\2022 Budget pictures\Rtu #3 & #4.jpg



Town of Orangeville

Capital Projects

Project	21192.1000 CF - Fan Coil Units -- Town Hall - 87 Broadway		
Department	Facilities		
Version	3 Management Review 1	Year	2024

Description

Project Details

Town Hall has a total of 53 Fan Coil Units that were installed during the renovation and construction project in the early 90's. This past year we had three units fail that have been replaced. The Facilities Division is looking at replacing the remaining 50 units over the next five years. The average cost of each unit is \$5,800. These units provide heat and cooling to the office spaces. A fan Coil Unit is a device that uses a coil and fan to heat or cool a room without connecting to ductwork.

Budget

	Total	2024	2025	2026	2027	2028	2029-2033
Expenditures	120,000	60,000	60,000				
Funding							
Transfers from Reserve/Reserve							
Trf from RF - General Capital	24,000	12,000	12,000				
	24,000	12,000	12,000				
Tax Levy							
Trf from Levy	96,000	48,000	48,000				
	96,000	48,000	48,000				
Funding Total	120,000	60,000	60,000				

Attributes

Attribute	Value	Comment
Department	Facilities	
Loc.Fleet.Eqpt	1000 Town Hall - 87 Broadway	
Budget Year	2021	
Priority	High	
Status	New Capital Project	
Project Type	Replacement	
Service Life	20 years	
Approval Status	Approved	
Project Reference		
Activity	B1213 <Generated>	

Town of Orangeville

Capital Projects

Project	21192.1000 CF - Fan Coil Units -- Town Hall - 87 Broadway		
Department	Facilities		
Version	3 Management Review 1	Year	2024

Attributes		
Attribute	Value	Comment
Strategic Plan	Corporate Capacity	
Other plans and studies		
Other plans and studies		
Procurement	Yes	
Communications	No	
Information Technology	No	

Town of Orangeville

Capital Projects

Project	21195.1200 CF - Evaporative Condenser Alder		
Department	Facilities		
Version	3 Management Review 1	Year	2024

Description
Project Details
To replace the evaporative condenser at the Alder Street Recreation Centre. The current condenser is original to the facility and will have reached it's life span of 15 to 20 years. The condenser is a very important piece of equipment used in the cycle of refrigeration. It's purpose is to remove heat from the high pressure high temperature gas in order for the secondary refrigerant to return to a low pressure, low temperature gas to allow the cycle of refrigeration to continue. Failure of this unit would not allow the Town to maintain their ice surfaces resulting in the loss of revenue and sport activities for the children and adults.

Budget							
	Total	2024	2025	2026	2027	2028	2029-2033
Expenditures	34,000	34,000					
Funding							
Tax Levy							
Trf from Levy	34,000	34,000					
	34,000	34,000					
Funding Total	34,000	34,000					

Attributes		
Attribute	Value	Comment
Department	Facilities	
Loc.Fleet.Eqpt	0000	
Budget Year	2022	
Priority	Very High	
Status	New Capital Project	
Project Type	Replacement	
Service Life	20 years	
Approval Status	Approved	
Project Reference		
Activity	B0594 <Generated>	
Strategic Plan	Corporate Capacity	Innovation
Other plans and studies		
Other plans and studies		

Town of Orangeville

Capital Projects

Project	21195.1200 CF - Evaporative Condenser Alder		
Department	Facilities		
Version	3 Management Review 1	Year	2024

Attributes		
Attribute	Value	Comment
Procurement	Yes	Q1
Communications	No	
Information Technology	No	

Gallery

C:\Users\ccosgrove\Documents\2022 Budget pictures\Evap condenser.jpg



Town of Orangeville

Capital Projects

Project	21195.1200 CF - Evaporative Condenser Alder		
Department	Facilities		
Version	3 Management Review 1	Year	2024

Gallery

C:\Users\ccosgrove\Documents\2022 Budget pictures\Evap condenser 2.jpg



Town of Orangeville

Capital Projects

Project	21206.1060 CF - WPCP Roof Projects		
Department	Facilities		
Version	3 Management Review 1	Year	2024

Description
Project Details
<p>In 2021 Garland Canada provided free roof assessments to various Town Facilities. Garland Canada is part of the Kinetic Group that the Town of Orangeville participates. The Water Pollution Control Plant was one of the facilities that was selected due to the number of years the facility has been in operation. The report has the required work broken down over a period of 10 years. A full report has been completed and is available upon request.</p> <p>In 2023 the roofs scheduled to be repaired are Blower Building 4, Clarifier building 3, Thickener building and blower building 5. Along with replacing the roofs these building require extensive brick repairs along the top edges of the roof lines. This has increased the price and funds required for 2024.</p> <p>2024 - 2023 CFWD + Chemical Bldg.: 55,000 plus HST 2025 - Administration Building: 70,000 plus HST 2026 - Filter Bldg Section 1: 95000 plus HST 2027 - Filter Building 2 90000 plus HST 2028 - Inlet Bldg.: 75000 plus HST 2029 - New Plant Blower Bldg. section 1: 42,000 plus HST</p>

Budget							
	Total	2024	2025	2026	2027	2028	2029-2033
Expenditures	534,515	155,968	71,232	96,672	91,584	76,320	42,739
Funding							
Transfers from Reserve/Reserve							
Trf from RF - Water	267,258	77,984	35,616	48,336	45,792	38,160	21,370
Trf from RF - Wastewater	267,257	77,984	35,616	48,336	45,792	38,160	21,369
	534,515	155,968	71,232	96,672	91,584	76,320	42,739
Funding Total	534,515	155,968	71,232	96,672	91,584	76,320	42,739

Attributes		
Attribute	Value	Comment
Department	Facilities	
Loc.Fleet.Eqpt	1060 Water Pollution Control Plant	
Budget Year	2022	
Priority	High	
Status	New Capital Project	
Project Type	Replacement	
Service Life	35 years	
Approval Status	Approved	
Project Reference		
Activity	B1262 <Generated>	
Strategic Plan	Corporate Capacity	
Other plans and studies	WPCP Roof Report	

Town of Orangeville

Capital Projects

Project	21206.1060 CF - WPCP Roof Projects		
Department	Facilities		
Version	3 Management Review 1	Year	2024

Attributes		
Attribute	Value	Comment
Other plans and studies		
Procurement	Yes	Q1,Q2 through Kinetic GPo and Garland Canada
Communications	No	
Information Technology	No	

Town of Orangeville

Capital Projects

Project	21212.0000 LED Lighting for Wells, Reservoirs, Dungeons.		
Department	Facilities		
Version	3 Management Review 1	Year	2024

Description

Project Details

The town wells, dungeons and reservoirs have various forms of fluorescent lighting that should be upgraded to LED lighting to reduce the amount of energy used at the various locations. The project can be carried out over a three year period to help reduce the overall impact.

2023:
Centennial Road booster station, Well 5 FB, West Sector Reservoir, Dungeon Reservoir, Standpipe Commerce Road, Well 5 pump house, Well 5B Pump house

2024:
Well 5 Pump house, Well 7, Well 9 Filter Building, Well 11, Well 12 Filter Building

2025:
South Sector reservoir, Well 10 Filter Building, Well 10 Pump house

Budget

	Total	2024	2025	2026	2027	2028	2029-2033
Expenditures	40,000	18,500	21,500				
Funding							
Transfers from Reserve/Reserve							
Trf from RF - General Capital	8,000	3,700	4,300				
	8,000	3,700	4,300				
Tax Levy							
Trf from Levy	32,000	14,800	17,200				
	32,000	14,800	17,200				
Funding Total	40,000	18,500	21,500				

Attributes

Attribute	Value	Comment
Department	Facilities	
Loc.Fleet.Eqpt	0000	
Budget Year	2022	
Priority	High	
Status	New Capital Project	
Project Type	Replacement	
Service Life	20 years	
Approval Status	Approved	
Project Reference		
Activity	B1264 <Generated>	

Town of Orangeville

Capital Projects

Project	21212.0000 LED Lighting for Wells, Reservoirs, Dungeons.		
Department	Facilities		
Version	3 Management Review 1	Year	2024

Attributes

Attribute	Value	Comment
Strategic Plan	Corporate Capacity	Innovation
Other plans and studies		
Other plans and studies		
Procurement	Yes	
Communications	No	
Information Technology	No	

Town of Orangeville

Capital Projects

Project	21217.1000 CF - Town Hall Elevator		
Department	Facilities		
Version	3 Management Review 1	Year	2024

Description	
Project Details	
<p>The current elevator was installed during the renovations in 1993. Over the last couple of years we have spent around \$20,000 in repairs over and above the monthly service contract that we have in place. The main board that controls the operation of the elevator components are becoming obsolete and difficult to source. The service company has recommended that this elevator be replaced. An elevator consultant was hired in 2023 and they also concur that they elevator will require replacing. Additional funding required to complete the project.</p>	

Budget							
	Total	2024	2025	2026	2027	2028	2029-2033
Expenditures	46,000	46,000					
Funding							
Tax Levy							
Trf from Levy	46,000	46,000					
	46,000	46,000					
Funding Total	46,000	46,000					

Attributes		
Attribute	Value	Comment
Department	Facilities	
Loc.Fleet.Eqpt	1000 Town Hall - 87 Broadway	
Budget Year	2023	
Priority	Very High	
Status	New Capital Project	
Project Type	Replacement	
Service Life	30 years	
Approval Status	Approved	
Project Reference		
Activity	B1310 <Generated>	
Strategic Plan	Corporate Capacity	
Other plans and studies		
Other plans and studies		

Town of Orangeville

Capital Projects

Project	21217.1000 CF - Town Hall Elevator		
Department	Facilities		
Version	3 Management Review 1	Year	2024

Attributes		
Attribute	Value	Comment
Procurement	Yes	Q1,Q2
Communications	Yes	Q1,Q2,Q3
Information Technology	No	

Gallery

C:\Users\lccosgrove\Downloads\Thelevator1.jpg



Town of Orangeville
Capital Projects

Project	21217.1000 CF - Town Hall Elevator		
Department	Facilities		
Version	3 Management Review 1	Year	2024

Gallery

C:\Users\ccosgrove\Downloads\Thelevator2.jpg




Town of Orangeville
Capital Projects

Project	21217.1000 CF - Town Hall Elevator		
Department	Facilities		
Version	3 Management Review 1	Year	2024

Gallery

C:\Users\ccosgrove\Downloads\Thelevator5.jpg



Town of Orangeville

Capital Projects

Project	B0903.1200 RP - Exterior Painting of the exterior steel structures		
Department	Facilities		
Version	3 Management Review 1	Year	2024

Description

Project Details

To prepare and re-paint the exterior steel over hangs above the entrance and exit doors. This would also include the two story steel structure at the front of the facility. This was previously completed in . Currently, the steel exterior is starting to flake and peel showing rust. Re-painting will help protect and prolong the life of the steel overhangs.

Budget

	Total	2024	2025	2026	2027	2028	2029-2033
Expenditures	25,000	25,000					
Funding							
Transfers from Reserve/Reserve							
Trf from RF - General Capital	17,000	17,000					
	17,000	17,000					
Tax Levy							
Trf from Levy	8,000	8,000					
	8,000	8,000					
Funding Total	25,000	25,000					

Attributes

Attribute	Value	Comment
Department	Facilities	
Loc.Fleet.Eqpt	1200 Alder Rec Ctr - 275 Alder St	
Budget Year	2021	
Priority	High	
Status	New Capital Project	
Project Type	Rehabilitation	
Service Life	10 years	
Approval Status	Approved	
Project Reference		
Activity	B0903 <Generated>	

Town of Orangeville

Capital Projects

Project	B0903.1200 RP - Exterior Painting of the exterior steel structures		
Department	Facilities		
Version	3 Management Review 1	Year	2024

Attributes

Attribute	Value	Comment
Strategic Plan	Community Vitality	
Other plans and studies		
Other plans and studies		
Procurement	Yes	Q2
Communications	No	
Information Technology	No	

Gallery

C:\Users\lccosgrove\Pictures\Saved Pictures\IMG_0040.jpeg



Town of Orangeville

Capital Projects

Project	B0903.1200 RP - Exterior Painting of the exterior steel structures		
Department	Facilities		
Version	3 Management Review 1	Year	2024

Gallery

C:\Users\lccosgrove\Pictures\Saved Pictures\IMG_0041.jpeg



Town of Orangeville

Capital Projects

Project	B0903.1200 RP - Exterior Painting of the exterior steel structures		
Department	Facilities		
Version	3 Management Review 1	Year	2024

Gallery

C:\Users\lccosgrove\Pictures\Saved Pictures\IMG_0042.jpeg



Town of Orangeville

Capital Projects

Project	B1342.1200 RP - Patio Furniture Alder		
Department	Facilities		
Version	3 Management Review 1	Year	2024

Description	
Project Details	
for the new concrete area outside of the Alder Street Pool	

Budget						
	Total	2024	2025	2026	2027	2028 2029-2033
Expenditures	30,000	30,000				
Funding						
Tax Levy						
Trf from Levy	30,000	30,000				
	30,000	30,000				
Funding Total	30,000	30,000				

Attributes		
Attribute	Value	Comment
Department	Facilities	
Loc.Fleet.Eqpt	1200 Alder Rec Ctr - 275 Alder St	
Budget Year	2024	
Priority	Medium-High	
Status	New Capital Project	
Project Type	New Acquisition	
Service Life	10 Years	
Approval Status	Approved	
Project Reference		
Activity	B1342 <Generated>	
Strategic Plan	Community Vitality	
Other plans and studies		
Other plans and studies		

Town of Orangeville

Capital Projects

Project	B1342.1200 RP - Patio Furniture Alder		
Department	Facilities		
Version	3 Management Review 1	Year	2024

Attributes		
Attribute	Value	Comment
Procurement	Yes	Q1,Q2
Communications	No	
Information Technology	No	

Town of Orangeville

Capital Projects

Project	B1352.0000 Floor Scrubber		
Department	Facilities		
Version	3 Management Review 1	Year	2024

Description	
Project Details	
Old scrubber has come to end of life. Repair costs are increasing and therefore, it is more beneficial to replace the current equipment.	

Budget						
	Total	2024	2025	2026	2027	2028 2029-2033
Expenditures	32,000	15,000				17,000
Funding						
Tax Levy						
Trf from Levy	32,000	15,000				17,000
	32,000	15,000				17,000
Funding Total	32,000	15,000				17,000

Attributes		
Attribute	Value	Comment
Department	Facilities	
Loc.Fleet.Eqpt	0000	
Budget Year	2024	
Priority	Medium-High	
Status	New Capital Project	
Project Type	Replacement	
Service Life	5 Years	
Approval Status	Approved	
Project Reference		
Activity	B1352 <Generated>	
Strategic Plan	Corporate Capacity	Innovation - Promote Service Delivery innovation through modern approaches
Other plans and studies		
Other plans and studies		

Town of Orangeville

Capital Projects

Project	B1352.0000 Floor Scrubber		
Department	Facilities		
Version	3 Management Review 1	Year	2024

Attributes		
Attribute	Value	Comment
Procurement	Yes	Q1
Communications	No	
Information Technology	No	

**Town of Orangeville
Capital Projects**

Project	B1355.1000 RP - Workforce Accomodation Plan		
Department	Facilities		
Version	4 Council Review Draft 1	Year	2024

Description	
Project Details	
<p>Town facilities have limited space to properly accommodate employees and their work space. Staff recommend implementing a short- and long-term plans to address current and future spatial needs.</p> <p>Short-Term Plan – Address Town Hall Needs: There are currently 69 staff that work out of Town Hall through a hybrid model. Over a two-week period, 50% of an employee's time is spent in the office and 50% is spent, working from home. Based on the current floor plan, there are no available workstations to accommodate new staff. If new full-time, part-time or student employees are on-boarded in 2024, there is now here to place them. Facility Staff will enlist the help of Enviro-Designs, the same vendor who designed the office renovation back in 2019 to reconfigure the main and upper floors to accommodate future growth in the workforce. Facility Staff will also work with I.T. Staff to ensure the new workstations are fully equipped to support technological needs. The estimated cost to add various sized and configured workstations on all three floors of Town Hall is \$50,000. This will meet the immediate needs that may arise if new headcount is approved through the 2024 and 2025 budgets.</p> <p>Long-Term Plan - Accommodate a Growing and Modern Workforce: Supporting a modern workforce is more than ergonomic furniture. The long-term workforce accommodation plan will consider location of offices, types of working styles and policies that impact the employee's productivity. Infrastructure Ontario states 'The workplace as a concept continues to evolve and is influenced by a range of factors including the need to maximize productivity, encourage collaboration, integrate technology, and support work life balance. Modern, efficient, customer-focused government requires new ways of working and these standards can provide support when designing a more flexible work space.' (Ontario Public Sector – Modern Office Space, Infrastructure Ontario, 2023). In 2025/2026, Staff recommend working with a space planning expert to design existing work spaces in a way that will not require an expensive, expansion to existing buildings as we grow beyond the number of workstations available. There is an opportunity to implement varied work spaces such as collaboration stations, hoteling options (unassigned desks), phone booths to make private calls, and add beehives which are full of technology to support modern business practices. The long-term plan will go beyond the built environment and review the <i>Remote Work Policy</i> to further define types of workers and how best to support their work environment. This project would also support the digitizing of files and the Records Management Plan. Ultimately the plan will foster a healthy work environment that in turn will increase productivity, employee engagement and retention.</p>	

Budget							
	Total	2024	2025	2026	2027	2028	2029-2033
Expenditures	85,000	10,000	75,000				
Funding							
Tax Levy							
Trf from Levy	85,000	10,000	75,000				
	85,000	10,000	75,000				
Funding Total	85,000	10,000	75,000				

Attributes		
Attribute	Value	Comment
Department	Facilities	
Loc.Fleet.Eqpt	1000 Town Hall - 87 Broadway	
Budget Year	2024	
Priority	Medium-High	
Status	New Capital Project	
Project Type	Expansion	
Service Life	20 years	
Approval Status	Approved	
Project Reference		
Activity	B1355 <Generated>	
Strategic Plan	Corporate Capacity	
Other plans and studies	2022 Employee Engagement Survey	
Other plans and studies		

**Town of Orangeville
Capital Projects**

Project	B1355.1000 RP - Workforce Accomodation Plan		
Department	Facilities		
Version	4 Council Review Draft 1	Year	2024

Attributes		
Attribute	Value	Comment
Procurement	Yes	Phase 1 - 2024 Q2, Phase 2 - 2025 Q2
Communications	No	
Information Technology	Yes	Phase 1 - 2024 Q2, Phase 2 - 2025 Q3

Town of Orangeville

Capital Projects

Project	B1358.1111 Project Manager - Facilities		
Department	Facilities		
Version	3 Management Review 1	Year	2024

Description	
Project Details	
<p>Staff propose to retain a Project Management Professional (PMP), to oversee over thirty capital projects a year, particularly the construction of the new Fire Station to be located at the corner of Centennial and Commerce Roads.</p> <p>Park and Facility Capital Project Support Similar resources exist within the Infrastructure Services Department which has proven to deliver quality projects on time, and on budget. The PMP would be responsible for projects such as Rebecca Hills Park, building out the trail network, installation of HVAC units at various buildings and overseeing the structural assessments at Alder and Tony Rose Community Centres. A PMP would deliver on the following:</p> <ul style="list-style-type: none"> - Manage contractor and consultant contracts to ensure compliance to relevant tender documents. - Ensures required regulatory approvals are obtained for projects. - Review and approve final designs and contract specifications from a technical and administrative perspective to ensure that they meet industry and corporate standards and the terms of reference. - Determines if project change orders should be approved. - Represent the Town at project meetings, acts as a liaison with the public, and co-ordinates public consultations. - Prepare cost estimates prior to starting each phase of the project to be included in the annual department budget request. - Ensures project costs during both the design and construction phases remain within approved budgets. - Responsible for reviewing invoices and Progress Payment Certificates and recommending that senior management approve payments. - Ensure that project schedules and scope are maintained. - Ensures that detailed records of projects are maintained such that all work carried out is tracked and recorded. <p>Fire Station Construction Support This 29,000 square foot, one and half story building includes three types of amenities housed in one facility: fire operations, administration and training. There are multiple unique features including a decontamination bay, emergency operations centre and advanced energy efficient features. The new Fire Station is considered one of the Town's largest construction projects and requires the assistance of a PMP to oversee the process. The Project Management Professional would oversee the remainder of the construction project which is estimated to take up to three years to complete. In addition to the roles mentioned above, the PMP would mitigate risks, dispute claims and provide solutions. This type of resource is crucial to ensuring projects are completed to specification, within an established time frame and budget. Stakeholder consultations and the preliminary design work for the new Fire Station are complete. The PMP would lead the remaining stages of the project while working with Alaimo Architects and Town Staff. On average project management fees are estimated at 1.5% of the total cost of the project. Staff estimate a third-party PMP to cost approximately \$150,000 per year over a three-year period.</p>	

Budget							
	Total	2024	2025	2026	2027	2028	2029-2033
Expenditures	450,000	150,000	150,000	150,000			
Funding							
Tax Levy							
Trf from Levy	450,000	150,000	150,000	150,000			
	450,000	150,000	150,000	150,000			
Funding Total	450,000	150,000	150,000	150,000			

Attributes		
Attribute	Value	Comment
Department	Facilities	
Loc.Fleet.Eqpt	1111 Fire Dept - New address	
Budget Year	2024	
Priority	High	
Status	New Capital Project	
Project Type	New Construction	
Service Life	30 years	
Approval Status	Approved	
Project Reference		
Activity	B1358 <Generated>	
Strategic Plan	Corporate Capacity	
Other plans and studies	2015 Fire Master Plan	
Other plans and studies		

Town of Orangeville

Capital Projects

Project	B1358.1111 Project Manager - Facilities		
Department	Facilities		
Version	3 Management Review 1	Year	2024

Attributes		
Attribute	Value	Comment
Procurement	Yes	2024 - Q1
Communications	No	
Information Technology	No	

Town of Orangeville

Capital Projects

Project	B1367.1420 Train Station Tables and Chairs		
Department	Facilities		
Version	3 Management Review 1	Year	2024

Description	
Project Details	
<p>To purchase tables and chairs for the Train Station. This space will be utilized as rental space and currently their are no tables and chairs to hold events or rentals at this facility. We are looking at purchasing 15 tables, 50 stackable chairs and the necessary carts to transport and store the tables and chairs</p>	

Budget							
	Total	2024	2025	2026	2027	2028	2029-2033
Expenditures	10,000	10,000					
Funding							
Tax Levy							
Trf from Levy	10,000	10,000					
	10,000	10,000					
Funding Total	10,000	10,000					

Attributes		
Attribute	Value	Comment
Department	Facilities	
Loc.Fleet.Eqpt	1420 Train Station Bldg - 49 Townli	
Budget Year	2024	
Priority	High	
Status	New Capital Project	
Project Type	New Acquisition	
Service Life	10 years	
Approval Status	Approved	
Project Reference		
Activity	B1367 <Generated>	
Strategic Plan	Community Vitality	
Other plans and studies		
Other plans and studies		

Town of Orangeville

Capital Projects

Project	B1367.1420 Train Station Tables and Chairs		
Department	Facilities		
Version	3 Management Review 1	Year	2024

Attributes		
Attribute	Value	Comment
Procurement	Yes	Q1
Communications	No	
Information Technology	No	

Town of Orangeville

Capital Projects

Project	B1382.1100 OPP Roof Rehabilitation		
Department	Facilities		
Version	3 Management Review 1	Year	2024

Description

Project Details

Garland Canada Inc. was obtained to carry out a roof assessment of the OPP police Station. They have completed their assessment and noted that section three of the roof will require a full rehabilitation in the year 2026 and section 4 of the roof will require a full rehabilitation in the year 2027. In order to get to these identified years we have asked for a one time fund to carry out repairs. This is noted in the Operating budget for 2024.

Budget

	Total	2024	2025	2026	2027	2028	2029-2033
Expenditures	227,000			115,000	112,000		
Funding							
Tax Levy							
Trf from Levy	227,000			115,000	112,000		
	227,000			115,000	112,000		
Funding Total	227,000			115,000	112,000		

Attributes

Attribute	Value	Comment
Department	Facilities	
Loc.Fleet.Eqpt	1100 Police Dept - 390 C Line	
Budget Year	2034	
Priority	Very High	
Status	New Capital Project	
Project Type	Rehabilitation	
Service Life	15 years	
Approval Status	Approved	
Project Reference		
Activity	B1382 <Generated>	
Strategic Plan	Corporate Capacity	
Other plans and studies	Garland Canada Inc. Roof Assessment	
Other plans and studies		

Town of Orangeville

Capital Projects

Project	B1382.1100 OPP Roof Rehabilitation		
Department	Facilities		
Version	3 Management Review 1	Year	2024

Attributes

Attribute	Value	Comment
Procurement	Yes	It would be completed in Q1 of 2026 and Q1 of 2027.
Communications	No	
Information Technology	No	

Gallery

C:\Users\lccosgrove\OneDrive - Town of Orangeville\2024 budget\Section 3.jpg



**Town of Orangeville
Capital Projects**

Project	B1382.1100 OPP Roof Rehabilitation		
Department	Facilities		
Version	3 Management Review 1	Year	2024

Gallery

C:\Users\ccosgrove\OneDrive - Town of Orangeville\2024 budget\Section 4.jpg



**Town of Orangeville
Capital Projects**

Project	B1404.1200 Alder Pool Excess Soils Removal		
Department	Facilities		
Version	3 Management Review 1	Year	2024

Description

Project Details

During the Alder Street Recreation Centre pool renovation, the soil under the pool shells required removing and stock piling at an off-site location. The site that this was stock piled on is located on Lackey Drive in Orangeville. The soil that was removed was not able to be re-used and will require trucking off the current site as it is excess soil.

Budget

	Total	2024	2025	2026	2027	2028	2029-2033
Expenditures	50,000	50,000					
Funding							
Tax Levy							
Trf from Levy	50,000	50,000					
	50,000	50,000					
Funding Total	50,000	50,000					

Attributes

Attribute	Value	Comment
Department	Facilities	
Loc.Fleet.Eqpt	1200 Alder Rec Ctr - 275 Alder St	
Budget Year	2024	
Priority	Very High	
Status	New Capital Project	
Project Type	New Acquisition	
Service Life	N/A	
Approval Status	Approved	
Project Reference		
Activity	B1404 <Generated>	
Strategic Plan	Future-Readiness	DUE DILIGENCE - Confirm applicable governance and policy regimes
Other plans and studies		
Other plans and studies		

Parks 2024 Operating Budget - 5 Years

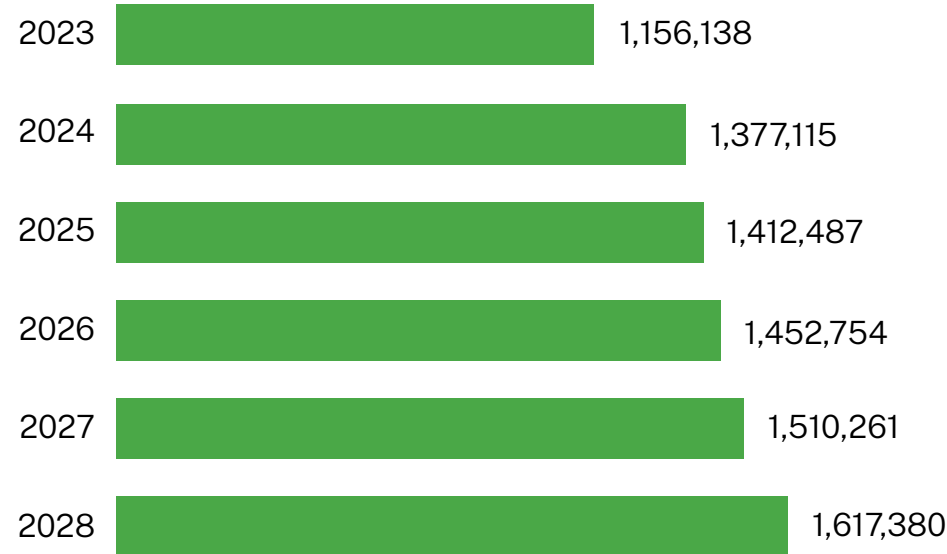
	2022 Actuals	2023 Approved Budget	2024 Proposed Budget	2024 \$ Change	2024 % Change	2025 Proposed Budget	2026 Proposed Budget	2027 Proposed Budget	2028 Proposed Budget
Parks									
User Fees	(79,980)	(74,921)	(75,631)	(710)	0.9%	(77,011)	(78,162)	(79,321)	(80,506)
Grants	(10,404)								
Other Revenues	(5,544)								
Sub-total Revenues:	(95,928)	(74,921)	(75,631)	(710)	0.9%	(77,011)	(78,162)	(79,321)	(80,506)
Compensation	902,201	1,010,983	987,028	(23,955)	(2.4%)	1,013,987	1,041,724	1,070,338	1,099,786
Grants		15,000	15,000			15,000	15,000	15,000	15,000
Insurance	15,564	17,432	16,410	(1,022)	(5.9%)	18,052	19,857	21,842	24,026
Professional Development and Assoc. Fees	1,221	5,200	5,300	100	1.9%	5,400	5,503	5,608	5,715
Office and Administration	4,014	3,550	3,600	50	1.4%	3,650	3,700	3,751	3,803
Licences and Support	4,348	3,560	3,603	43	1.2%	3,676	3,750	3,824	3,898
Service and Lease Agreements	19,018	29,050	29,162	112	0.4%	29,717	30,283	45,883	108,119
Safety Equipment and Clothing	7,567	9,800	11,980	2,180	22.2%	10,124	10,256	10,389	10,524
Utilities	29,300	34,056	35,435	1,379	4.0%	35,968	36,939	37,960	39,037
Fuel	42,774	37,658	44,926	7,268	19.3%	49,418	54,360	59,796	65,776
Materials and Supplies	8,315	12,150	13,850	1,700	14.0%	13,850	14,127	14,409	14,697
Maintenance and Repairs	200,501	235,157	261,752	26,595	11.3%	265,856	270,517	275,782	282,405
Outside Services	9,209	24,600	24,700	100	0.4%	24,800	24,900	25,000	25,100
Inter-Departmental Re-Allocations	(210,800)	(207,137)		207,137	(100.0%)				
Sub-total Expenses:	1,033,232	1,231,059	1,452,746	221,687	18.0%	1,489,498	1,530,916	1,589,582	1,697,886
Total Parks Levy Impact	937,304	1,156,138	1,377,115	220,977	19.1%	1,412,487	1,452,754	1,510,261	1,617,380



Parks 2024 Operating Budget - 5 Years

	2022 Actuals	2023 Approved Budget	2024 Proposed Budget	2024 \$ Change	2024 % Change	2025 Proposed Budget	2026 Proposed Budget	2027 Proposed Budget	2028 Proposed Budget
Total Parks Levy Impact	937,304	1,156,138	1,377,115	220,977	19.1%	1,412,487	1,452,754	1,510,261	1,617,380

5 Year Levy Impact - Operating



Material Drivers 2024-2028

	2024	2025	2026	2027	2028
Net Change Levy Impact	220,977	35,372	40,267	57,507	107,119
Reallocations					
GM & EA Compensation	(50,246)				
Inflationary Impact					
Salaries & Benefits	26,291	26,959	27,737	28,614	29,448
Previously Endorsed					
Vehicle leasing costs -Enterprise				15,530	63,360
Service Level Impact					
Playground Equipment Maintenance	10,000				
Interdepartmental Costs	207,137				

Individual Drivers not exceeding \$10,000 have been excluded



Parks 2024 Capital Budget - 10 Years

	2024	2025	2026	2027	2028	2029	2030	2031	2032	2033
20 Capital Fund										
Division: 340 Parks										
11786.0000 CF - Trail Development Plan	1,372,840		110,000	115,000	80,000	430,000			250,000	
21000.4010 Parks 16 Foot Lawnmower -5910										213,000
21000.4011 Vehicles--Parks Tractor -5460	60,000							65,000		
21000.4015 Vehicles--Parks 1-17 1 ton Truck	159,000							173,000		
21000.4016 Vehicles--Parks Kubota Tractor -6060							60,000			
21000.4018 Vehicles--Parks Wide Area Mower			68,000							
21000.4020 Vehicles--Parks Ride on Mower						60,000				
21000.4026 Vehicles--Parks PT7					29,000					
21000.4027 Vehicles--Parks Utility Vehicle						65,000				
21000.4030 Vehicles--Parks Tilt Load Trailer				16,000						
21000.4033 Vehicles--Parks Tractor 2020							65,000			
21000.4036 Vehicles--Parks Landscape Trailer									8,000	
21003.4035 Vehicles--Zero Turn Mower									40,000	
21004.4021 Parks Skid Steer										130,000
21006.4039 Ball Diamond Groomer --Ball Diamond Groomer								15,000		
21136.0000 Top Dresser									35,000	
24036.2045 CF -Bravery Park --Bravery Park	10,564									
24046.2520 CF -Consulting & Redesign of --Rebecca Hills Park	355,404									
24049.2020 CF -Alexandra Park Developmen--Alexandra Park	10,000									
24053.2560 CF -Play Structure Replace Rotary Park	75,000									
24060.2560 CF -Rotary Park Redevelopment	1,000,000									
24064.0000 CF -Dog Park	50,000									
25210.0000 CF -Park Fencing	8,600				12,000					
B0005.0000 Expansion to Parks Operation Facility			280,000							
B0585.4019 Front mount Mower		40,000							55,000	
B0587.2560 Rotary Park Sports Field Lighting					600,000					
B1026.4023 Parks Truck # 4							70,000			
B1034.2290 Play Structure Replacement -Lion's Park	100,000									



	2024	2025	2026	2027	2028	2029	2030	2031	2032	2033
B1035.2280 Play Structure Replacement - Kin Family Park		100,000								
B1036.2460 Play Structure Replacement - PH 9/10 Park			100,000							
B1037.2520 Play Structure Replacement - Rebecca Hills				110,000						
B1114.0000 Murray's Mountain/PEPS Field Conversion Plan			100,000							
B1201.2560 Rotary Park Pavillion Enclosure			50,000							
B1211.0000 Playground Replacement							60,000			
B1356.0000 RP - BMX Park Consultant	30,000									
B1357.2130 RP - Shade Shelters	70,000									
B1368.0000 Overseeder	27,000									
B1369.0000 Flat Deck Roll Off	28,000									
B1370.2560 Rotary Park Washroom Upgrades	30,000									
B1388.2560 RP - Rotary Park Tennis Court Rehabilitation	125,000									
B1406.1445 Jean Hamlyn Parking Lot	100,000									
Total Investment in Capital	3,611,408	140,000	708,000	241,000	721,000	555,000	255,000	253,000	388,000	343,000
Less: Funding Sources										
Reserves/ Reserve Funds	2,281,408	65,000	206,000	66,500	197,400	125,000	207,000	155,940	98,500	
Financing	1,000,000									
Total Other Funding Sources	3,281,408	65,000	206,000	66,500	197,400	125,000	207,000	155,940	98,500	
Total Parks Levy Impact	330,000	75,000	502,000	174,500	523,600	430,000	48,000	97,060	289,500	343,000

Town of Orangeville

Capital Projects

Project	21000.4011 Vehicles -- Parks Tractor - 5460		
Department	Parks		
Version	3 Management Review 1	Year	2024

Description	
Project Details	
<p>This tractor currently is used year round. In the spring, summer and fall for grooming ball diamonds and in the winter for snow clearing with the snow blower. This piece of equipment is important to the entire overall operation of parks.</p>	

Budget						
	Total	2024	2025	2026	2027	2028 2029-2033
Expenditures	125,000	60,000				65,000
Funding						
Transfers from Reserve/Reserve						
Trf from Res - Fleet Replaceme	125,000	60,000				65,000
	125,000	60,000				65,000
Funding Total	125,000	60,000				65,000

Attributes		
Attribute	Value	Comment
Department	Parks	
Loc.Fleet.Eqpt	4011 Parks Tractor - 5460	
Budget Year	2018	
Priority	Very High	
Status	Existing Capital Project	
Project Type	Replacement	
Service Life	9 Years	
Approval Status	Approved	
Project Reference		
Activity	21000 Vehicles	
Strategic Plan	Corporate Capacity	INNOVATION - Promote service delivery innovation through modern approaches
Other plans and studies		
Other plans and studies		

Town of Orangeville

Capital Projects

Project	21000.4011 Vehicles -- Parks Tractor - 5460		
Department	Parks		
Version	3 Management Review 1	Year	2024

Attributes		
Attribute	Value	Comment
Procurement	No	
Communications	No	
Information Technology	No	

Gallery

C:\Users\ccosgrove\Downloads\parks tractor.jpg



Town of Orangeville

Capital Projects

Project	21000.4015 Vehicles -- Parks 1-17 1 ton Truck		
Department	Parks		
Version	3 Management Review 1	Year	2024

Description

Project Details

This vehicle is a 2017 one ton medium duty truck that will have reached useful service life.

Budget

	Total	2024	2025	2026	2027	2028	2029-2033
Expenditures	332,000	159,000					173,000
Funding							
Transfers from Reserve/Reserve							
Trf from Res - Fleet Replaceme	246,940	159,000					87,940
	246,940	159,000					87,940
Tax Levy							
Trf from Levy	85,060						85,060
	85,060						85,060
Funding Total	332,000	159,000					173,000

Attributes

Attribute	Value	Comment
Department	Parks	
Loc.Fleet.Eqpt	4015 Parks 1-17 1 ton Truck	
Budget Year	2016	
Priority	High	
Status	New Capital Project	
Project Type	Replacement	
Service Life	7 Years	
Approval Status	Approved	
Project Reference	Dump Truck Replacement (PT-1 - 1 ton truck)	
Activity	21000 Vehicles	

Town of Orangeville

Capital Projects

Project	21000.4015 Vehicles -- Parks 1-17 1 ton Truck		
Department	Parks		
Version	3 Management Review 1	Year	2024

Attributes

Attribute	Value	Comment
Strategic Plan	Corporate Capacity	INNOVATION - Promote service delivery innovation through modern approaches
Other plans and studies		
Other plans and studies		
Procurement	Yes	
Communications	No	
Information Technology	No	

Town of Orangeville

Capital Projects

Project	24064.0000 CF - Dog Park		
Department	Parks		
Version	3 Management Review 1	Year	2024

Description	
Project Details	
<p>In June 2023, Staff reported to council recommending the dog park, located in the Highlands Development, West of the Orangeville Mall, move to a temporary location until a permanent location can be determined. The train station was approved, but since then then, Staff determined the property would require significant funding to remediate due to contamination from the railway. Staff are revisiting options to locate the dog park. At this time, an additional \$25K for fencing and waster receptacles is required to properly outfit a reasonable sized off-leash area. If approved, the total budget would be \$50K.</p>	

Budget							
	Total	2024	2025	2026	2027	2028	2029-2033
Expenditures	25,000	25,000					
Funding							
Tax Levy							
Trf from Levy	25,000	25,000					
	25,000	25,000					
Funding Total	25,000	25,000					

Attributes		
Attribute	Value	Comment
Department	Parks	
Loc.Fleet.Eqpt	0000	
Budget Year	2024	
Priority	Endorsed	
Status	New Capital Project	
Project Type	New Acquisition	
Service Life	20	
Approval Status	Approved	
Project Reference		
Activity	B1342 <Generated>	
Strategic Plan	Community Vitality	
Other plans and studies		
Other plans and studies		

Town of Orangeville

Capital Projects

Project	24064.0000 CF - Dog Park		
Department	Parks		
Version	3 Management Review 1	Year	2024

Attributes			
Attribute	Value		Comment
Procurement	Yes		Q3, Q4
Communications	Yes		Q3, Q4
Information Technology	No		

Town of Orangeville

Capital Projects

Project	B1034.2290 Play Structure Replacement - Lion's Park		
Department	Parks		
Version	3 Management Review 1	Year	2024

Description	
Project Details	
<p>The Play Structure in Lion's park is in need of replacement to bring it up to the current CSA standard, and introduced new play features for the residents. with an accessible walkway to provide improved access to the new structure.</p>	

Budget							
	Total	2024	2025	2026	2027	2028	2029-2033
Expenditures	100,000	100,000					
Funding							
Transfers from Reserve/Reserve							
Trf from RF - Parks & Rec	25,000	25,000					
Trf from RF - General Capital	75,000	75,000					
	100,000	100,000					
Funding Total	100,000	100,000					

Attributes		
Attribute	Value	Comment
Department	Parks	
Loc.Fleet.Eqpt	2290 Lions Park	
Budget Year		
Priority	High	
Status	New Capital Project	
Project Type	Replacement	
Service Life	115 Years	
Approval Status	Approved	
Project Reference		
Activity	B1034 <Generated>	
Strategic Plan	Community Vitality	VIBRANCY - Build a more inclusive community, and ensure citizen involvement
Other plans and studies		

Town of Orangeville

Capital Projects

Project	B1034.2290 Play Structure Replacement - Lion's Park		
Department	Parks		
Version	3 Management Review 1	Year	2024

Attributes		
Attribute	Value	Comment
Other plans and studies		
Procurement	Yes	Q3, Q4
Communications	Yes	Q3, Q4
Information Technology	No	

Gallery

C:\Users\lccosgrove\OneDrive - Town of Orangeville\2024 budget\Lions Sports park playstructure 1.jpg



Town of Orangeville

Capital Projects

Project	B1034.2290 Play Structure Replacement - Lion's Park		
Department	Parks		
Version	3 Management Review 1	Year	2024

Gallery

C:\Users\lccosgrove\OneDrive - Town of Orangeville\2024 budget\Lions Sports park playstructure 2.jpg



Town of Orangeville

Capital Projects

Project	B1356.0000 RP - BMX Park Consultant		
Department	Parks		
Version	3 Management Review 1	Year	2024

Description

Project Details

The current BMX track located at the north end of the Alder Street Recreation Centre parking lot is in need of upgrading. Currently the BMX track is hard packed dirt structure. The current design of the structure creates large maintenance issues especially after any kind of rain fall. Town staff have been in communication with Orangeville Lion's Club to convert this from a BMX park to a "pump" course. This would include the proper grading, drainage and asphalt the course to provide a base that is much easier for staff to maintain. We are looking to hire a consultant to design a pump track using as much of the existing layout and to provide a cost estimate for the 2025 budget. This would be a joint venture with the Orangeville Lion's Club and the Town of Orangeville.

Project has been partially funded by reprioritized funding.

Budget

	Total	2024	2025	2026	2027	2028	2029-2033
Expenditures	20,000	20,000					
Funding							
Tax Levy							
Trf from Levy	20,000	20,000					
	20,000	20,000					
Funding Total	20,000	20,000					

Attributes

Attribute	Value	Comment
Department	Parks	
Loc.Fleet.Eqpt	0000	
Budget Year	2030	
Priority	Very High	
Status	New Capital Project	
Project Type	New Construction	
Service Life	20 years	
Approval Status	Approved	
Project Reference		
Activity	B1356 <Generated>	
Strategic Plan	Community Vitality	VIBRANCY - Build a more inclusive community, and ensure citizen involvement
Other plans and studies	Parks and Recreation Master Plan 2020	
Other plans and studies		

Town of Orangeville

Capital Projects

Project	B1356.0000 RP - BMX Park Consultant		
Department	Parks		
Version	3 Management Review 1	Year	2024

Attributes		
Attribute	Value	Comment
Procurement	Yes	Q1,Q2
Communications	No	
Information Technology	No	

Town of Orangeville

Capital Projects

Project	B1357.2130 RP - Shade Shelters		
Department	Parks		
Version	3 Management Review 1	Year	2024

Description
Project Details
<p>To provide additional shade shelters at the splash pad located at Everykids Park part of the Harvey Curry park. Currently we have one shelter in place the gets heavily used by adding the additional shelters similar to what was installed at Fendley Park.</p> <p>Project has been partially funded by reprioritized funding.</p>

Budget							
	Total	2024	2025	2026	2027	2028	2029-2033
Expenditures	40,000	40,000					
Funding							
Transfers from Reserve/Reserve							
Trf from RF - Parks & Rec	10,000	10,000					
	10,000	10,000					
Tax Levy							
Trf from Levy	30,000	30,000					
	30,000	30,000					
Funding Total	40,000	40,000					

Attributes		
Attribute	Value	Comment
Department	Parks	
Loc.Fleet.Eqpt	2130 Every Kid's Park	
Budget Year	2024	
Priority	Very High	
Status	New Capital Project	
Project Type	New Acquisition	
Service Life	15 years	
Approval Status	Approved	
Project Reference		
Activity	B1357 <Generated>	

Town of Orangeville

Capital Projects

Project	B1357.2130 RP - Shade Shelters		
Department	Parks		
Version	3 Management Review 1	Year	2024

Attributes		
Attribute	Value	Comment
Strategic Plan	Community Vitality	VIBRANCY - Build a more inclusive community, and ensure citizen involvement
Other plans and studies		
Other plans and studies		
Procurement	Yes	Q1, Q2
Communications	No	
Information Technology	No	

Gallery

C:\Users\ccosgrove\OneDrive - Town of Orangeville\2024 budget\Fendley Park shade table.jpg



Town of Orangeville

Capital Projects

Project	B1368.0000 Overseeder		
Department	Parks		
Version	3 Management Review 1	Year	2024

Description
Project Details
The overseeder is used at various times of the year for overseeding sports fields and park land to improve the overall quality of the turf. It is also a valuable tool to build stronger turf from wear and helps to reduce weeds on sports turf which in turn creates a safer playing surface.
The current overseeder that was purchased in approximately 1994 was in for seasonal service in the spring and required some new parts. Due to the age of this equipment parts are no longer being manufactured which now makes this piece of equipment unusable.

Budget

	Total	2024	2025	2026	2027	2028	2029-2033
Expenditures	27,000	27,000					
Funding							
Tax Levy							
Trf from Levy	27,000	27,000					
Funding Total	27,000	27,000					

Attributes

Attribute	Value	Comment
Department	Parks	
Loc.Fleet.Eqpt	0000	
Budget Year	2024	
Priority	Very High	
Status	New Capital Project	
Project Type	New Acquisition	
Service Life	25 years	
Approval Status	Approved	
Project Reference		
Activity	B1368 <Generated>	
Strategic Plan	Corporate Capacity	INNOVATION - Promote service delivery innovation through modern approaches
Other plans and studies		
Other plans and studies		

**Town of Orangeville
Capital Projects**

Project B1368.0000 Overseeder
Department Parks
Version 3 Management Review 1 **Year** 2024

Attributes		
Attribute	Value	Comment
Procurement	Yes	Q1
Communications	No	
Information Technology	No	

Gallery

C:\Users\lccosgrove\OneDrive - Town of Orangeville\2024 budget\Overseeder.jpg



**Town of Orangeville
Capital Projects**

Project B1368.0000 Overseeder
Department Parks
Version 3 Management Review 1 **Year** 2024

Gallery

C:\Users\lccosgrove\OneDrive - Town of Orangeville\2024 budget\overseeder 2.png



Town of Orangeville

Capital Projects

Project	B1369.0000 Flat Deck Roll Off		
Department	Parks		
Version	3 Management Review 1	Year	2024

Description	
Project Details	
<p>This will be used on Public works roll off truck #26 that will allow staff with a D"Z" license to transport heavy equipment such as the park Mini Track Loader to various areas in the town. If the Mini track Loader is transporter on a trailer this requires a A"Z" license holder, which the parks department has one staff with this license, but this person may not be on a shift that requires this equipment moved. This will improve the service level that the parks department can provide by not waiting for one specific staff person to be on shift. This roll off will also allow for transportation of other town equipment such as the arena ice resurfacers for transport to the operations centre for servicing.</p>	

Budget							
	Total	2024	2025	2026	2027	2028	2029-2033
Expenditures	28,000	28,000					
Funding							
Tax Levy							
Trf from Levy	28,000	28,000					
	28,000	28,000					
Funding Total	28,000	28,000					

Attributes		
Attribute	Value	Comment
Department	Parks	
Loc.Fleet.Eqpt	0000	
Budget Year	2024	
Priority	High	
Status	New Capital Project	
Project Type	New Acquisition	
Service Life	20 years	
Approval Status	Approved	
Project Reference		
Activity	B1369 <Generated>	
Strategic Plan	Corporate Capacity	INNOVATION - Promote service delivery innovation through modern approaches
Other plans and studies		
Other plans and studies		

Town of Orangeville

Capital Projects

Project	B1369.0000 Flat Deck Roll Off		
Department	Parks		
Version	3 Management Review 1	Year	2024

Attributes		
Attribute	Value	Comment
Procurement	Yes	Q1,Q2
Communications	No	
Information Technology	No	

Gallery

C:\Users\ccosgrove\OneDrive - Town of Orangeville\2024 budget\FLAT BED.jpg



**Town of Orangeville
Capital Projects**

Project B1369.0000 Flat Deck Roll Off
Department Parks
Version 3 Management Review 1 **Year** 2024

Gallery

C:\Users\ccosgrove\OneDrive - Town of Orangeville\2024 budget\Flat Bed Roll off.png

Roller-Pro Flat Bed


The North American Leader in innovative snow & ice control equipment.

Standard Features



1. Easy loading onto Roller-Pro Tipping Frame. Flat ground loading capability empty or full.
2. Checker Plate Deck gives durability and traction.
3. Four 5000 lb Straps
4. Chain and Binder Storage with D-rings.

Options

- *12000 lb electric winch
- *Linex Rough coating



Model	Length	Height	Width	Approx. Weight
RPTD 120	14'	54"	100"	2630 lbs
RPHB 138-1b	16'	54"	100"	3250 lbs
RPHB 138-17.5	17.5'	54"	100"	3430 lbs

**Town of Orangeville
Capital Projects**

Project B1370.2560 Rotary Park Washroom Upgrades
Department Parks
Version 3 Management Review 1 **Year** 2024

Description

Project Details

Replace current sink setup in both women's and men's washrooms to stainless steel. This will reduce the vandalism damage that has been happening. Vandal proof taps and soap dispensers will also be installed.

Budget

	Total	2024	2025	2026	2027	2028	2029-2033
Expenditures	30,000	30,000					
Funding							
Tax Levy							
Trf from Levy	30,000	30,000					
Funding Total	30,000	30,000					

Attributes

Attribute	Value	Comment
Department	Parks	
Loc.Fleet.Eqpt	2560 Rotary Park	
Budget Year	2024	
Priority	Very High	
Status	New Capital Project	
Project Type	Replacement	
Service Life	10 years	
Approval Status	Approved	
Project Reference		
Activity	B1370 <Generated>	
Strategic Plan	Community Vitality	VIBRANCY - Build a more inclusive community, and ensure citizen involvement
Other plans and studies		
Other plans and studies		

Town of Orangeville


Capital Projects

Project	B1370.2560 Rotary Park Washroom Upgrades		
Department	Parks		
Version	3 Management Review 1	Year	2024

Attributes		
Attribute	Value	Comment
Procurement	Yes	Q1, Q2
Communications	Yes	Q2, Q3
Information Technology	No	

Gallery

C:\Users\ccosgrove\OneDrive - Town of Orangeville\2024 budget\Rotary Ladies washroom.jpg




Town of Orangeville

Capital Projects

Project	B1370.2560 Rotary Park Washroom Upgrades		
Department	Parks		
Version	3 Management Review 1	Year	2024

Gallery

C:\Users\ccosgrove\OneDrive - Town of Orangeville\2024 budget\Rotary park mens washroom.jpg



Town of Orangeville

Capital Projects

Project	B1370.2560 Rotary Park Washroom Upgrades		
Department	Parks		
Version	3 Management Review 1	Year	2024

Gallery

C:\Users\ccosgrove\OneDrive - Town of Orangeville\2024 budget\Stainless steel sink.jpg



Town of Orangeville

Capital Projects

Project	B1388.2560 RP - Rotary Park Tennis Court Rehabilitation		
Department	Parks		
Version	3 Management Review 1	Year	2024

Description

Project Details

The Orangeville Tennis Club has a long-standing history in the Orangeville community with members who have been part of the club for more than 50 years! Run by a group of community volunteers, they believe in nurturing and promoting the sport of Tennis in the Town of Orangeville with families and youth. With more than 275 active members the Club provides them with a great cost-effective option for general health and fitness, as well as a great opportunity to make new friends and social connections throughout the community. This year, they have 278 members, 190 adults, 8 students and 80 juniors. 170 members are returning and 108 are new to the club. Our members span across all ages ranging from 4 to 85 years old. We are requesting a capital investment to repair our 4 tennis courts which are badly in need of repair.

- Courts 1-3 were last resurfaced in 2015 and unfortunately are now home to more than 200 feet of cracks.
- Court 4 was last repaired in 2010 and does not have any cracks, but is badly breaking apart across the surface with many divots.

Resurfacing a tennis court is generally required every 4-8 years and we have not been repaired in more than 8. The cracks are worsening. The cracks in the courts are not only compromising play, but also posing a huge safety risk to players who can slip on them, lose their balance, or trip. We are asking to approve this repair work now, in advance of the long-term renovation the club would see, through the Rotary Park redevelopment.

Project has been partially funded by reprioritized funding.

Budget

	Total	2024	2025	2026	2027	2028	2029-2033
Expenditures	100,000	100,000					
Funding							
Transfers from Reserve/Reserve							
Trf from Res - P&R Projects	30,000	30,000					
	30,000	30,000					
Tax Levy							
Trf from Levy	70,000	70,000					
	70,000	70,000					
Funding Total	100,000	100,000					

Attributes

Attribute	Value	Comment
Department	Parks	
Loc.Fleet.Eqpt	2560 Rotary Park	
Budget Year	2024	
Priority	High	
Status	New Capital Project	
Project Type	Rehabilitation	
Service Life	5 years	
Approval Status	Approved	
Project Reference		
Activity	B1388 <Generated>	

Town of Orangeville


Capital Projects

Project	B1388.2560 RP - Rotary Park Tennis Court Rehabilitation		
Department	Parks		
Version	3 Management Review 1	Year	2024

Attributes		
Attribute	Value	Comment
Strategic Plan	Community Vitality	VIBRANCY - Build a more inclusive community, and ensure citizen involvement
Other plans and studies		
Other plans and studies		
Procurement	Yes	Q1
Communications	Yes	Q2
Information Technology	No	

Gallery

C:\Users\lccosgrove\OneDrive - Town of Orangeville\2024 budget\Screenshot 2023-09-01 110506.png




Town of Orangeville

Capital Projects

Project	B1388.2560 RP - Rotary Park Tennis Court Rehabilitation		
Department	Parks		
Version	3 Management Review 1	Year	2024

Gallery

C:\Users\lccosgrove\OneDrive - Town of Orangeville\2024 budget\Screenshot 2023-09-01 110602.png



Town of Orangeville

Capital Projects

Project	B1388.2560 RP - Rotary Park Tennis Court Rehabilitation		
Department	Parks		
Version	3 Management Review 1	Year	2024

Gallery

C:\Users\ccosgrove\OneDrive - Town of Orangeville\2024 budget\Screenshot 2023-09-01 110650.png



Town of Orangeville

Capital Projects

Project	B1388.2560 RP - Rotary Park Tennis Court Rehabilitation		
Department	Parks		
Version	3 Management Review 1	Year	2024

Gallery

C:\Users\ccosgrove\OneDrive - Town of Orangeville\2024 budget\Screenshot 2023-09-01 110725.png



Town of Orangeville

Capital Projects

Project	B1388.2560 RP - Rotary Park Tennis Court Rehabilitation		
Department	Parks		
Version	3 Management Review 1	Year	2024

Gallery

C:\Users\ccosgrove\OneDrive - Town of Orangeville\2024 budget\Screenshot 2023-09-01 110800.png



Town of Orangeville

Capital Projects

Project	B1388.2560 RP - Rotary Park Tennis Court Rehabilitation		
Department	Parks		
Version	3 Management Review 1	Year	2024

Gallery

C:\Users\ccosgrove\OneDrive - Town of Orangeville\2024 budget\Screenshot 2023-09-01 110836.png




Town of Orangeville

Capital Projects

Project	B1388.2560 RP - Rotary Park Tennis Court Rehabilitation		
Department	Parks		
Version	3 Management Review 1	Year	2024

Gallery

C:\Users\lccosgrove\OneDrive - Town of Orangeville\2024 budget\Screenshot 2023-09-01 110908.png



Town of Orangeville

Capital Projects

Project	B1388.2560 RP - Rotary Park Tennis Court Rehabilitation		
Department	Parks		
Version	3 Management Review 1	Year	2024

Gallery

C:\Users\lccosgrove\OneDrive - Town of Orangeville\2024 budget\Screenshot 2023-09-01 110940.png

Court 4: Divots as shown below are across the entire court. These compromise play. The tennis ball hits them and bounces in the opposite direction. They are also a tripping hazard.



Town of Orangeville

Capital Projects

Project	B1406.1445 Jean Hamlyn Parking Lot		
Department	Facilities		
Version	3 Management Review 1	Year	2024

Description

Project Details

The tenants at the Jean Hamlyn Building are experiencing major issues with the parking lot. During heavy rainfall and the run off due to excessive snowfalls the water pools around the Storm water sewer causing a "mini lake", making it unsafe, especially during the winter months. There is concern for the safety of both the staff and families having to carry their children into the centre. To fix the parking lot, the project is estimated to cost \$100K. This includes asphalt curbing, catch basin repair. There is potential opportunity for cost sharing with the YMCA.

Budget

	Total	2024	2025	2026	2027	2028	2029-2033
Expenditures	100,000	100,000					
Funding							
Tax Levy							
Trf from Levy	100,000	100,000					
	100,000	100,000					
Funding Total	100,000	100,000					

Attributes

Attribute	Value	Comment
Department	Facilities	
Loc.Fleet.Eqpt	1445 Daycare - 65 McCarthy St	
Budget Year	2024	
Priority	High	
Status	New Capital Project	
Project Type	Rehabilitation	
Service Life	20 Years	
Approval Status	Approved	
Project Reference		
Activity	B1406 <Generated>	
Strategic Plan	Community Vitality	WELL-BEING - Support citizen and staff health, security, and wellbeing
Other plans and studies		
Other plans and studies		

Town of Orangeville

Capital Projects

Project	B1406.1445 Jean Hamlyn Parking Lot		
Department	Facilities		
Version	3 Management Review 1	Year	2024

Attributes

Attribute	Value	Comment
Procurement	Yes	Q2
Communications	No	
Information Technology	No	

Recreation & Events

SHARON DOHERTY, RECREATION & EVENTS MANAGER

It has been an exciting year in Recreation & Events.

A healthy, active community is our focus. Aquatics, health & lifestyle programs, camps, recreational drop-in programs, community events as well as indoor and outdoor facility permits are the core service delivery areas of the Recreation and Events division.

The second year of the Neighbourhood Block Box, a traveling community program trailer, proved to be even more successful than the inaugural summer. With close to 3,500 individual visits to the Block Box, an increase of 65% over last year, participants were engaged in free programming including yoga and Zumba, arts & crafts, sports, family games and story time with the Orangeville Public Library. Even some of our Orangeville Firefighters visited and took part in a yoga session. Programming was expanded to include Saturdays and was well received at 6 parks throughout town including Every Kids Park, Rebecca Hills, Kin Family Park, Parkinson Park, Mother Theresa, and PH 9/10 (next to Island Lake PS). Watch for more great programming next summer.

Events were in full swing this year with Family Day and Canada Day festivities both held at Alder Recreation Centre. Visitors enjoyed free public skating on Family Day and on Canada Day a wide range of great free activities including the Super Dogs show, inflatable zone, climbing wall, face painting and Fireworks over Island Lake. The Recreation & Events team also provided event management support to

community events including the Santa Claus Parade, Christmas in the Park, the Blues & Jazz Festival and the Rotary RibFest.

Camp Aliquam Summer Camps were once again immensely popular with over 1,200 individual registrations over the course of 9 weeks of camp. Campers enjoyed a variety of camps including the ever-popular Cooking Camp, Bikes & Trails, and Bugs, Slugs & Goo just to name a few. In addition to a great camp staff team, 24 volunteers delivered over 2,400 volunteer hours. What a wonderful way to gain experience and earn community volunteer hours.

New recreation programs included Friday night roller skating at Alder Recreation Centre, outdoor Pickleball clinics at Lions Sports Park and increased opportunities for court rentals for both basketball and Pickleball resulting on over 900 hours of sport court reservations.

Summer is a fun time to get outdoors and take in a movie in the park. This year, four movie nights were offered and once again B-Social Enterprise provided the snack bar services, with popcorn available of course. Over 700 movie goers attended the free movie nights.

Drop-in activities including shinny, public skating, public swimming, and recreational sports are always popular. Drop-in fitness with a variety of classes and pass options, continue to be a popular choice for many older adults.

Tony Rose pool continued to be a remarkably busy place in 2023 with over 3,700 registrations for swimming lessons, plus aquatic leadership



courses, aquafit, lane and public swims. In 2023, free aquatic leadership courses were offered to provide opportunities for more participation and the goal of increasing hiring opportunities. 103 individuals participated in the courses resulting in 16 new hires. These new hires will be a fantastic addition to the aquatics team for the re-opening of the Alder pool. While we are all anxious for Alder pool to re-open, please be assured that lots of information on aquatics programming will be provided. Watch for information on registration closer to the re-opening time.

Both Alder and Tony Rose facilities are busy places with minor hockey programs, skating programs, lacrosse, swim club, private sport user rentals and private party rentals. Thousands of individuals visit the recreation centres weekly to participate. Outdoor community programs including baseball, soccer and lacrosse are also popular sports. With all these activities combined, a total of over 12,000 facility permit hours was scheduled in 2023.

Cannot wait to see what 2024 brings!



By the numbers

Who We Serve

31,000

Residents of Orangeville, plus surrounding Dufferin County Municipalities

Who We Are

FTE Counts: 8

- Manager: 1
- Supervisors: 3
- Programmers (Aquatics): 2
- Programmer (Recreation & Events): 1
- Customer Service Representative: 1

Part-time staff: 89 total

- Customer Service staff: 7
- PT Aquatics staff: 32
- PPT Sr. Instructor/Guards: 2
- Contract Sr. Instructor/Guard: 1
- PT Recreation Program Staff: 15
- Summer Camp Coordinator: 1
- Summer Camp Assistant Coordinators: 3
- Summer Camp Counsellors: 18
- Inclusion Counsellors: 5
- Neighbourhood Program Leaders: 5
- Contract Fitness Instructors: 4


Accomplishments

- 86% of programs registrations completed on-line.
- Second summer of the Community Services Block Box Neighbourhood mobile community programming trailer.
- Launch of free Aquatics Leadership courses in 2023.
- Swim to Survive program implemented for students in grades 3 and 7.
- Celebration of seniors during National Seniors month in June with a Seniors Luncheon.
- Summer Movies in the Park series with community partners B-Social snack bar services.
- Successful summer volunteer program.
- New pickleball clinic series at Lions Sports Park for youth and adults.
- Friday Night Roller Skating program launched.
- Family Day and Canada Day celebrations and events.
- Successful implementation of in-house Inclusion program for summer camp participants.

What We Do

Core Program Areas:

- Aquatics
- Health & Lifestyle Programs
- Summer Camps
- Drop-in and registered recreation programs
- Facility permits and rentals
- Community Group Support
- Town Events
- Community Special Event Support



How We Measure

- 32,000+ clients in registration system, 28% increase over 2022.
- 94% fill rate for Summer Camps offered over 9 weeks with a total of 1,206 registrations.
- 3,500 visits to the Block Box; 65% increase from Summer 2022.
- 29 Summer Camp volunteers with over 2,400 volunteer hours delivered.
- 3,740 total learn to swim registrations.
- Over 900 grade 3 and 7 students participated in the Lifesaving Society Swim to Survive program with the Town receiving an \$11,000 grant for this program.
- Seven free aquatic leadership courses offered for National Lifeguard and Swim Instructors with a total of 103 participants and 16 new hires as a result.
- 114 participants in Bronze Star, Med & Cross
- 620 skating lesson registrations (as of Sept 7).
- Facility Usage statistics
- Sports fields (included ball diamonds) = 4,942 hours – increase of 15%
- Ice = 6,276 hours – increase of 32%
- Pool = 1,271 hours – increase of 4%

Number of Bookings and Contracts for:

- Ice rentals = 238 Contracts; 1,979 Sessions
- Pool rentals = 57 Contracts; 668 Sessions
- Room rentals = 389 Contracts; 1,958 Sessions
- Field rentals = 85 Contracts; 683 Sessions
- Diamond rentals = 109 Contracts; 800 Sessions
- Park/pavilion rentals = 26 Contracts; 81 Sessions
- Floor rentals = 76 Contracts; 518 Sessions
- Application Forms - Number of facility application forms received = 262 received (Feb-Aug)

Drop-in Activity Statistics

- Drop-in Skating and Shinny = 8748 Registrants (as of Aug 31)
- Drop-in fitness = 6467 Registrants (as of Aug 31)
- Drop-in swimming = 17551 Registrants (as of Aug 31)

- Drop-in Sports = 1207 Registrants (as of Aug 31)
- Court rentals = 582 Registrants (as of Aug 31)

Memberships / Passes

- Number of pass sales = 539 (as of Aug 31)
- Canada Day celebrations with 12,000+ in attendance including fireworks over Island Lake.
- Four Movies in the Park offered with attendance of 700 individual movie watchers.
- Over 900 hours of sport court reservations booked in the Saputo Health & Wellness Centre from September 2022-June 2023, exceeding \$10,000 in revenue.
- Friday Night Roller Skating nights in Spring with 284 in attendance.
- \$12,000 Celebrate Canada grant for Canada Day.



Recreation & Events 2024 Operating Budget - 5 Years

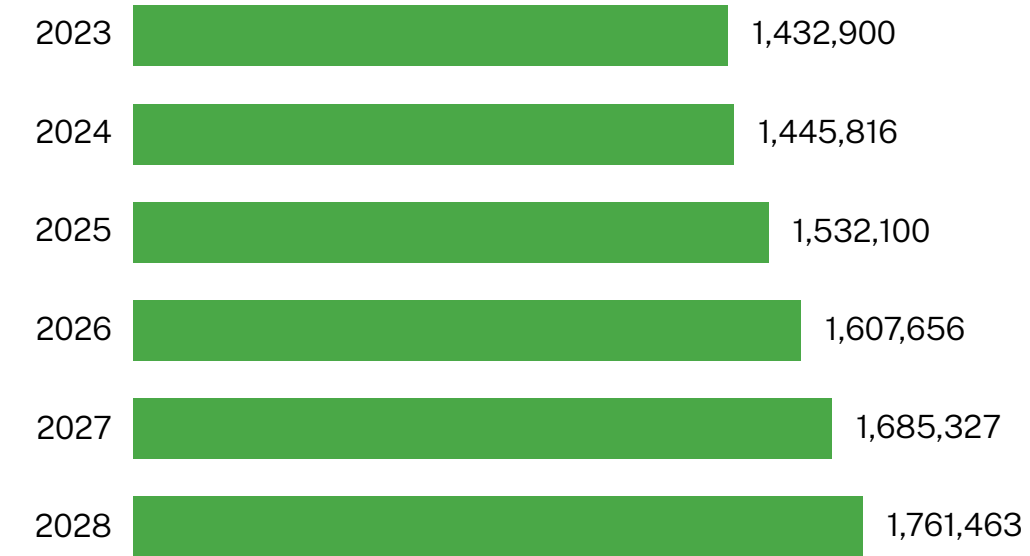
	2022 Actuals	2023 Approved Budget	2024 Proposed Budget	2024 \$ Change	2024 % Change	2025 Proposed Budget	2026 Proposed Budget	2027 Proposed Budget	2028 Proposed Budget
Recreation & Events									
User Fees	(827,857)	(1,332,692)	(1,376,912)	(44,220)	3.3%	(1,383,655)	(1,389,200)	(1,393,200)	(1,393,200)
Grants	(77,436)	(28,200)	(18,000)	10,200	(36.2%)	(18,000)	(18,000)	(18,000)	(18,000)
Other Revenues	(5,766)								
Sub-total Revenues:	(911,059)	(1,360,892)	(1,394,912)	(34,020)	2.5%	(1,401,655)	(1,407,200)	(1,411,200)	(1,411,200)
Compensation	1,608,580	2,394,838	2,355,299	(39,539)	(1.7%)	2,418,841	2,484,345	2,550,877	2,619,547
Insurance	1,289	3,943	2,052	(1,891)	(48.0%)	2,257	2,482	2,731	3,004
Professional Development and Assoc. Fees	10,525	30,850	21,850	(9,000)	(29.2%)	23,950	24,450	24,650	24,650
Office and Administration	27,103	53,895	56,895	3,000	5.6%	59,840	60,295	60,645	60,695
Public Relations, Promotions and Events	52,534	90,450	75,450	(15,000)	(16.6%)	78,900	81,550	83,850	85,850
Licences and Support	19,772	40,225	37,225	(3,000)	(7.5%)	39,225	41,225	44,225	46,225
Service and Lease Agreements	109,912	144,784	154,400	9,616	6.6%	169,400	174,400	179,400	179,400
Programs	25,103	36,350	41,350	5,000	13.8%	41,700	42,300	42,600	43,100
Service Charges	30,968	30,000	32,000	2,000	6.7%	34,000	36,000	38,000	40,000
Safety Equipment and Clothing	9,627	18,100	18,200	100	0.6%	18,500	19,100	19,900	20,400
Fuel		2,000		(2,000)	(100.0%)				
Materials and Supplies	47,290	26,807	43,007	16,200	60.4%	44,142	45,709	46,649	46,792
Maintenance and Repairs		19,910		(19,910)	(100.0%)				
Equipment Purchases	2,468	3,000	3,000			3,000	3,000	3,000	3,000
Outside Services	8,938								
Inter-Departmental Re-Allocations	(18,256)	(15,566)		15,566	(100.0%)				
Sub-total Expenses:	1,935,853	2,879,586	2,840,728	(38,858)	(1.3%)	2,933,755	3,014,856	3,096,527	3,172,663
Transfers to(from) Reserve	(128,868)	(85,794)		85,794	(100.0%)				
Total Transfers	(128,868)	(85,794)		85,794	(100.0%)				
Total Recreation & Events Levy Impact	895,926	1,432,900	1,445,816	12,916	0.9%	1,532,100	1,607,656	1,685,327	1,761,463



Recreation & Events 2024 Operating Budget - 5 Years

	2022 Actuals	2023 Approved Budget	2024 Proposed Budget	2024 \$ Change	2024 % Change	2025 Proposed Budget	2026 Proposed Budget	2027 Proposed Budget	2028 Proposed Budget
Total Recreation & Events Levy Impact	895,926	1,432,900	1,445,816	12,916	0.9%	1,532,100	1,607,656	1,685,327	1,761,463

5 Year Levy Impact - Operating



Material Drivers 2024-2028

	2023	2024	2025	2026	2027
Net Change Levy Impact	12,916	86,284	75,556	77,671	76,136
Reallocations					
GM & EA Compensation	(100,493)				
GM & EA Operating Expenses	(12,800)				
Recreation Programming - Events	(10,000)				
Santa Claus Parade - Materials & Supplies	10,000				
One Time Reversal					
Pool Maintenance Equipment (2023)	(18,500)				
Inflationary Impact					
Salaries & Benefits	60,954	63,542	65,504	66,532	68,670
Partner Services		15,000			
Program Registration	(23,220)				
Transfer from Reserves	70,000				
Service Level Impact					
Interdepartmental Costs	15,566				
Removal of Fed Student Grants	15,000				
Program Registration	(21,000)				
Partner Services	25,000				
Vehicle Leasing Costs	(15,794)				
Vehicle Leasing Costs - Funding	15,794				

Individual Drivers not exceeding \$10,000 have been excluded



Recreation & Events 2024 Capital Budget - 10 Years

	2024	2025	2026	2027	2028	2029	2030	2031	2032	2033
20 Capital Fund										
Division: 360 Recreation & Events										
B1354.1210 Tony Rose Copier/Printer	10,000									
B1364.2290 Lions Sports Park -Multi-Court Improvements	25,000									
B1391.0000 Block Box Trailer and Vehicle		100,000							115,000	
Total Investment in Capital	35,000	100,000							115,000	
Less: Funding Sources										
Reserves/ Reserve Funds	35,000	70,000							80,000	
Total Other Funding Sources	35,000	70,000							80,000	
Total Recreation and Events Levy Impact		30,000							35,000	

Town of Orangeville

Capital Projects

Project	B1354.1210 Tony Rose Copier/Printer		
Department	Recreation and Events		
Version	3 Management Review 1	Year	2024

Description	
Project Details	
<p>Tony Rose Copier/Printer is on a lease (Alder's old Printer). As per practice, the Town is purchasing new Copiers/Printers rather than leasing.</p>	

Budget							
	Total	2024	2025	2026	2027	2028	2029-2033
Expenditures	10,000	10,000					
Funding							
Transfers from Reserve/Reserve							
Trf from RF - General Capital	10,000	10,000					
	10,000	10,000					
Funding Total	10,000	10,000					

Attributes		
Attribute	Value	Comment
Department	Recreation and Events	
Loc.Fleet.Eqpt	1210 Tony Rose Mem Ctr - 6 Northmen	
Budget Year	2024	
Priority	Medium-High	
Status	New Capital Project	
Project Type	New Acquisition	
Service Life	5 years	
Approval Status	Approved	
Project Reference		
Activity	B1354 <Generated>	
Strategic Plan	Corporate Capacity	Empower Town saff to procure and use cost-effective tools, technology, systems, and data.
Other plans and studies		
Other plans and studies		

Town of Orangeville

Capital Projects

Project	B1354.1210 Tony Rose Copier/Printer		
Department	Recreation and Events		
Version	3 Management Review 1	Year	2024

Attributes		
Attribute	Value	Comment
Procurement	No	
Communications	No	
Information Technology	Yes	Purchasing and set up configuration

Gallery

C:\Users\cransom\OneDrive - Town of Orangeville\Pictures\Priner.jpg



Town of Orangeville

Capital Projects

Project	B1364.2290 Lions Sports Park - Multi-Court Improvements		
Department	Recreation and Events		
Version	3 Management Review 1	Year	2024

Description	
Project Details	
<p>In conjunction with the Orangeville Lions Club, make improvements to the Lions Sports pad that will include:</p> <ul style="list-style-type: none"> -Line painting for various sports including basketball 3 on 3 courts, pickleball and ball hockey -New basketball nets, currently only 2 basketball nets. Add more for future 3 on 3 play and tournaments. <p>The goal of this project is to provide better equipped outdoor facilities that can accommodate increased usage by youth in particular for increased sport such as basketball. This supports recommendation 35-P12 of the Recreation & Parks Master Plan to provide or expand park amenities as required to support outdoor programming. In addition it supports Objective 8 of the Strategic Plan supporting citizen and staff health, security and well-being providing venues and program for recreation and fitness, including spaces for youth to thrive.</p> <p>The Lions Club is willing to work with the Town to look at ways to complete this project and potentially contribute funding.</p>	

Budget							
	Total	2024	2025	2026	2027	2028	2029-2033
Expenditures	25,000	25,000					
Funding							
Transfers from Reserve/Reserve							
Trf from Res - P&R Projects	25,000	25,000					
	25,000	25,000					
Funding Total	25,000	25,000					

Attributes		
Attribute	Value	Comment
Department	Recreation and Events	
Loc.Fleet.Eqpt	2290 Lions Park	
Budget Year	2024	
Priority	Medium-High	
Status	New Capital Project	
Project Type	Upgrade	
Service Life	10 years	
Approval Status	Approved	
Project Reference		
Activity	B1364 <Generated>	
Strategic Plan	Community Vitality	Objective 8 Well Being - Support Citizen and staff health, security and well-being. Provide venues and programs for recreation and fitness, including spaces for youth to thrive.
Other plans and studies	Recreation & Parks Master Plan	Recommendation 36-P12 improve and/or expand park

Town of Orangeville

Capital Projects

Project	B1364.2290 Lions Sports Park - Multi-Court Improvements		
Department	Recreation and Events		
Version	3 Management Review 1	Year	2024

Attributes		
Attribute	Value	Comment
Other plans and studies	Recreation & Parks Master Plan	amentities required to support outdoor programming.
Other plans and studies		
Procurement	Yes	Q1
Communications	Yes	Q2
Information Technology	No	

Gallery

C:\Users\sdoherly\OneDrive - Town of Orangeville\Pictures\Wedding\Lions SPorts Pad BB Net.jpg





Town of Orangeville

Capital Projects

Project	B1364.2290 Lions Sports Park - Multi-Court Improvements		
Department	Recreation and Events		
Version	3 Management Review 1	Year	2024

Gallery

C:\Users\sdoherly\OneDrive - Town of Orangeville\Pictures\Wedding\Lions Sports Pad Court.jpg



Town of Orangeville

Capital Projects

Project	B1364.2290 Lions Sports Park - Multi-Court Improvements		
Department	Recreation and Events		
Version	3 Management Review 1	Year	2024

Gallery

C:\Users\sdoherly\OneDrive - Town of Orangeville\Pictures\Wedding\Lions SPorts Pad Surface.jpg





09 Infrastructure Services



IN THIS CHAPTER

- 193 Planning
- 199 Capital Works
- 203 Public Works, Environmental Compliance & Sustainability
 - 244 Cemetery
 - 248 Water
 - 273 Wastewater
- 283 Transportation & Development
- 289 Building

Infrastructure Services

TIM KOCIALEK, INFRASTRUCTURE SERVICES GENERAL MANAGER

2023 has been a busy year for the Infrastructure Services Department as we continue to provide essential services to ensure residents are supplied clean drinking water, treated wastewater, and road maintenance.

To ensure our infrastructure is ready to meet the needs of today and the demands for the future, we are evaluating the condition of our infrastructure and developing long term capital plans to undertake improvements to our systems. This includes evaluating options to increase our water supply from our existing municipal wells, while also looking at new water sources to ensure we have sufficient water capacity for the future. We are also planning on constructing a new water storage facility. This will provide additional water storage for the Town which will be available when water demand is high. It will also provide additional capacity which will allow other water storage facilities to be taken out of service for maintenance.

Reducing costs and extending the life of our roads is very important and we are planning on increasing our road resurfacing program; ultimately helping to extend the lifespan of roads and reduce maintenance costs.

Free transit has been implemented and this has been improved with the construction of the new Transit Hub. It is located south of Broadway, beside the Edelbrock Centre, between Center Street and Dawson Road.

This new hub will provide an improved connection point where the busses from different routes will meet to accommodate riders who want to transfer from one to another. In 2024, additional transit improvements are being planned, including a new on demand transit system which will provide service in sections of Town that have limited access to transit.

The Building Division issues building permits for the alteration of existing buildings and the construction of new buildings. The Planning Division implements the Towns planning objectives and administers the Towns Official Plan and Zoning Bylaws. The staff also supply information and help to residents, business owners, developers and provide recommendations to Council on land use, wellhead protection and other planning matters.

The Infrastructure Services Staff are proud of the work that has been done and look forward to delivering more improvements in 2024.



Tim Kocialek
INFRASTRUCTURE SERVICES GENERAL MANAGER



Brandon Ward
PLANNING MANAGER



Derek Currie
CAPITAL WORKS MANAGER



Ryan Ondusko
PUBLIC WORKS MANAGER



Tony Dulisse
TRANSPORTATION & DEVELOPMENT MANAGER



Bruce Ewald
CHIEF BUILDING OFFICIAL

Planning

BRANDON WARD, PLANNING MANAGER

The Planning Division continues to help shape Orangeville's future by providing guidance to stakeholders and decision-makers about managing growth throughout the Town. Our planning framework is governed by broader provincial policy direction set out by the government of Ontario. This is combined with the goals and strategic vision of Council, and the needs and interests of our residents, business owners and visitors alike. Collectively, these are the ingredients for the Town's key planning documents:

The Town's Official Plan and Zoning By-law. These serve as our blueprints to guide us on how we want to grow and function as a community.

Like all municipalities in Ontario, The Town's planning documents and decision-making must follow provincial policy, while upholding our own planning objectives. Our **2024 operating budget** is driven by our legislative obligations to administer a variety of planning application processes, as well as meeting our customer service delivery expectations (i.e., inquiries, departmental assistance and stakeholder support).

Key challenges for 2023 have been responding to legislative changes to the planning rules and processes in Ontario, led by Bill 109, Bill 23 and Bill 97. This has changed the framework for development charges, parkland dedication (or cash in lieu of parkland), permissions for accessory dwelling units and timeframes for decisions on planning applications. With these



changes, we have seen a slight decline in new application submission activity in comparison to previous years. While we have progressed with review and approval of many applications underway, the decline in new application activity may be a result of changing economic conditions. Based on feedback from the development community, this industry is also navigating the challenges of our changing economy. This includes rising interest rates, inflationary pressures on construction costs, and a cooling housing market. Going forward, we anticipate more robust application activity in 2024, particularly as new intensification sites

proceed to site plan design and draft-approved plans of subdivision move towards final approval.

Looking ahead to our long-term **capital budget plan**, initiatives for the Division include:

- Completing Avenue/Precinct Study for the East and West Broadway corridors. This will be a comprehensive study to determine suitable built-form and streetscape environments in these areas, which will direct future intensification development decision-making.

- Adoption of Official Plan Amendment(s) related to Sourcewater Protection, Accessory Dwelling Units, and Pre-Consultation under the Town's Official Plan Review.
- Continuing with the implementation of the Town's new Community Improvement Plan, with administering the new suite of incentive programs now enabled under this Plan.
- Initiating a comprehensive review of the Town's Zoning By-law in 2025, to implement our updated Official Plan.

By the numbers

Who We Serve

31,000
residents

10,000
property owners

Council

Committees (Heritage Orangeville,
Committee of Adjustment)

Consultants / Contractors

Developers, business owners

Who We Are

Manager, Planning: 1

Senior Planner: 1

Development & Community
Improvement Planner: 1

Planning Technician: 1

Sourcewater Protection
Coordinator: 1

Planning and Building
Assistant: 0.5

What We Do

- Apply professional planning principles to advance the Town's objectives within a provincial policy-driven planning system.
- Provide planning information and assistance to residents, business owners, developers, and other stakeholders.
- Provide planning recommendations and advice to Council on land use decisions and planning matters.
- Coordinate the review and processing of planning applications.
- Manage change in the community through heritage preservation and enhancement, urban design and environmental protection.
- Provide planning support to the Committee of Adjustment and Heritage Orangeville.
- Conduct research into a variety of evolving planning issues including changing provincial policy.

Accomplishments

- Site Plan approval for a new 160-bed long-term care facility at 355A Broadway;
- Settlement and approval of a new mixed-use development with approximately 270 apartments, 104 townhomes and 3,000 square-metres of commercial floor space near Hansen Boulevard and Veteran's Way.
- Intensification redevelopment approvals at 330 Blind Line, 200 Elizabeth Street and 41 William Street.
- Community Improvement Plan implementation

How We Measure

Active applications approved or under review in 2023:

- 3 plans of subdivision
- 6 Official Plan amendments
- 3 Zoning By-law amendments
- 11 Site Plan applications
- 3 Condominium application
- 9 Minor variance applications
- 7 land severance applications

A total of 800 residential units are in an active application process, with further planning approvals pending. 118 units are approved/commenced construction and 657 units are draft-approved.



Planning 2024 Operating Budget - 5 Years

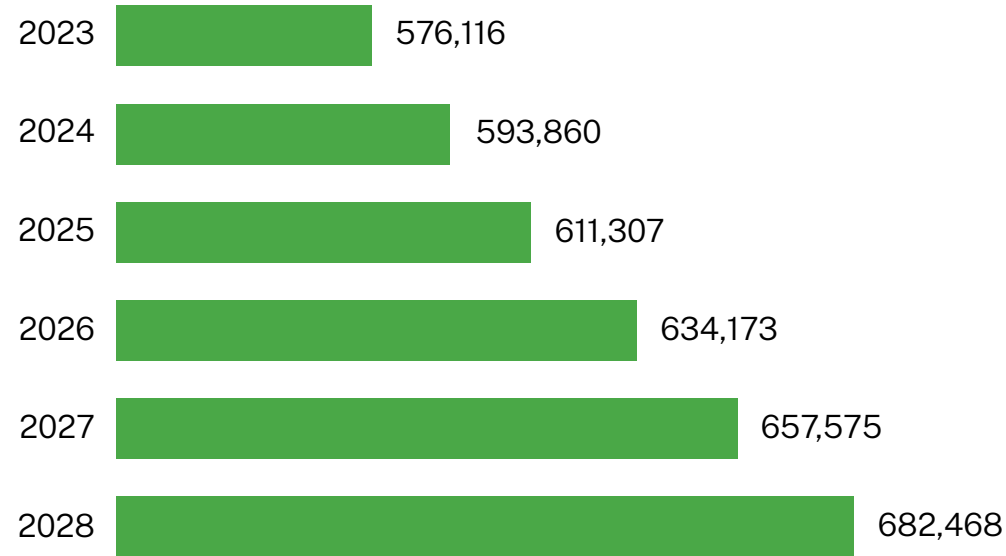
	2022 Actuals	2023 Approved Budget	2024 Proposed Budget	2024 \$ Change	2024 % Change	2025 Proposed Budget	2026 Proposed Budget	2027 Proposed Budget	2028 Proposed Budget
Planning									
User Fees	(129)	(300)	(300)			(300)	(300)	(300)	(300)
Licences and Permits	(186,306)	(144,500)	(95,000)	49,500	(34.3%)	(105,000)	(115,000)	(125,000)	(135,000)
Sub-total Revenues:	(208,825)	(144,800)	(95,300)	49,500	(34.2%)	(105,300)	(115,300)	(125,300)	(135,300)
Compensation	435,032	588,140	592,130	3,990	0.7%	608,867	626,113	643,895	662,218
Facade Improvement Grant		30,000		(30,000)	(100.0%)				
Professional Development and Assoc. Fees	3,981	6,300	6,600	300	4.8%	6,900	7,200	7,500	7,800
Office and Administration	3,444	15,090	6,730	(8,360)	(55.4%)	6,940	7,060	7,180	8,350
Public Relations, Promotions and Events	98	200	1,500	1,300	650.0%	1,600	1,700	1,800	1,900
Equipment Purchases			1,200	1,200	#DIV/0!	1,300	1,400	1,500	1,500
Professional Fees	24,423	9,000	51,000	42,000	466.7%	51,000	56,000	61,000	66,000
Inter-Departmental Re-Allocations	1,671	2,186		(2,186)	(100.0%)				
Sub-total Expenses:	468,649	650,916	659,160	8,244	1.3%	676,607	699,473	722,875	747,768
Transfers to(from) Reserve		70,000	30,000	(40,000)	(57.1%)	40,000	50,000	60,000	70,000
Total Transfers		70,000	30,000	(40,000)	(57.1%)	40,000	50,000	60,000	70,000
Total Planning Levy Impact	259,824	576,116	593,860	17,744	3.1%	611,307	634,173	657,575	682,468



Planning 2024 Operating Budget - 5 Years

	2022 Actuals	2023 Approved Budget	2024 Proposed Budget	2024 \$ Change	2024 % Change	2025 Proposed Budget	2026 Proposed Budget	2027 Proposed Budget	2028 Proposed Budget
Total Planning Levy Impact	259,824	576,116	593,860	17,744	3.1%	611,307	634,173	657,575	682,468

5 Year Levy Impact - Operating



Material Drivers 2024-2028

	2024	2025	2026	2027	2028
Net Change Levy Impact	17,744	17,447	22,866	23,402	24,893
Reallocation					
GM & EA Compensation Reallocation	(11,593)				
Inflationary Impact					
Trf to Reserve -Community Improvement	(40,000)	10,000	10,000	10,000	10,000
Planning Application Fees	50,000	(10,000)	(10,000)	(10,000)	(10,000)
Service Level Impact					
Salaries and Benefits	15,583	16,737	17,246	17,782	18,323
Consultant Support	27,000				
Legal Fees -Planning Appeals	15,000				
Removal of IT related costs	(10,000)				

Individual Drivers not exceeding \$10,000 have been excluded



Planning 2024 Capital Budget - 10 Years

	2024	2025	2026	2027	2028	2029	2030	2031	2032	2033
20 Capital Fund										
Division: 300 Planning										
11700.0000 CF-Official Plan Review--	180,003				185,000					
11815.0000 CF-East and West Broadway Precinct Planning Study	150,000									
B1150.0000 Zoning By-Law Review		75,000				90,000				
Total Investment in Capital	330,003	75,000			185,000	90,000				
Less: Funding Sources										
Development Charges		25,965								
Reserves/ Reserve Funds	330,003	11,540				12,600				
Total Other Funding Sources	330,003	37,505				12,600				
Total Planning Levy Impact		37,495			185,000	77,400				

Town of Orangeville

Capital Projects

Project	11700.0000 CF - Official Plan Review --		
Department	Planning		
Version	3 Management Review 1	Year	2024

Description
Project Details
<p>Section 26 (1) of the Planning Act requires all municipalities to update their Official Plans every five years to ensure that they continue to align with Provincial plans and policy, and to reflect evolving local planning interests.</p> <p>The County of Dufferin has been undertaking a review of its Official Plan (called a "Municipal Comprehensive Review", or "MCR") to conform with the updated 2019 Growth Plan and 2020 Provincial Policy Statement (PPS), particularly for growth management and allocation. A Lands Needs Assessment (LNA) was just completed as part of this exercise, which provides growth allocation and policy targets for municipalities including Orangeville. A final County Official Plan amendment is expected to be approved in Q1-Q2 2023. The Town will need to implement this updated growth direction through an update of our Official Plan. This requires a consultant to complete a growth management review to update our OP to provide a strategic policy approach to direct how and where this growth should occur within the Town (consistent with the County OP direction). If this initiative is not funded, the Town's OP not conform with the County OP and the updated Provincial Growth Plan.</p> <p>This initiative was approved in principle during past years Budget deliberations. Staff issued an RFP for this exercise early 2022, but limited submissions were received due to market workload pressures. Staff will re-issue an RFP for this work pending approval of this item. An original cost of \$115,400 was estimated based on the 2019 DC Background Study (page 5-19). An additional request of \$34,600 is proposed to reflect current dollar values, bringing to the total estimated cost to \$150,000.</p> <p>The County MCR findings demonstrate additional land needs for Orangeville in the long-term. As the Town's OP review concludes, an additional 2024 request of \$30,000 intends to cover a follow-up assessment to examine strategic direction for future settlement expansion options.</p>

Budget							
	Total	2024	2025	2026	2027	2028	2029-2033
Expenditures	215,000	30,000				185,000	
Funding							
Transfers from Reserve/Reserve							
Trf from Res - Working Funds	30,000	30,000					
	30,000	30,000					
Tax Levy							
Trf from Levy	185,000					185,000	
	185,000					185,000	
Funding Total	215,000	30,000				185,000	

Attributes		
Attribute	Value	Comment
Department	Planning	
Loc.Fleet.Eqpt	0000	
Budget Year	2020	
Priority	High	
Status	New Capital Project	
Project Type	Upgrade	
Service Life	10	
Approval Status	Approved	
Project Reference		
Activity	B1149 <Generated>	

Town of Orangeville

Capital Projects

Project	11700.0000 CF - Official Plan Review --		
Department	Planning		
Version	3 Management Review 1	Year	2024

Attributes		
Attribute	Value	Comment
Strategic Plan	Community Vitality	
Other plans and studies		
Other plans and studies		
Procurement	Yes	
Communications	No	
Information Technology	No	

Capital Works

DEREK CURRIE, CAPITAL WORKS MANAGER

The Capital Works Division is tasked with the management of the Town’s infrastructure assets in harmony with the 2022 Asset Management Plan. In 2023 the key focus areas of this division was to assist with the maintenance and rehabilitation of the Towns water/wastewater infrastructure, while focusing on the delivery of its Life-Cycle cost strategies. We also saw the transition of the Town’s Road and Bridge programs into the Capital Division.

This group of professionals manages the planning, design, and construction of the Town’s Capital asset renewal needs. The Capital program is diverse and includes all infrastructure such as roads, bridges, building structures, water, wastewater, and storm water systems. We work closely with all Divisions/ Departments throughout the Town to find efficiencies and synergies in the delivery of the Town’s Capital needs.

As stated in the 2022 Asset Management Plan, a current Capital investment of \$13.5 million dollars per year is required to maintain the necessary Levels of Service to ensure the safe and reliable condition of the Towns Core Assets.

2023 was a year filled with pre-engineering studies, design work, asset data collection, and rehabilitation projects.

These accomplishments include:

- The completion of the Commerce Road standpipe water storage project.
- Issued the contract for the Town wide

universal water meter replacement program. This project will see the installation of 10,000 new water meters and will support the benefits of improved technologies as it will increase meter accuracy, provide understanding to the residents of their individual usage, and will reduce the Town’s meter reading cost.

- Finalized the construction contract documents for the new west-end additional water storage standpipe and water pumping facility that will provide additional long-term storage and pumping capacity. Construction to begin in early 2024.
- Began the rehabilitation and upgrading of the Water Pollution Control Plant on Townline. This project will increase the efficiency of the plant while reducing its carbon footprint with the reduction of the amount of electricity needed to run the plant.
- Completed the Divisions first paving project. Broadway between Wellington and John Street received a new asphalt surface.
- Completed the maintenance and capital upgrades to the Dudgeon reservoir.
- Concluded several asset condition studies such as road needs, sanitary sewers, storm management ponds and maintenance holes. Part of having a robust asset management plan is the need to know the condition of the Town’s assets. A more comprehensive 10-year Capital forecast will be developed from these studies.



An environmentally responsible Team who works in collaboration with its stakeholders to create and implement strategies necessary to turn vision into reality. We proactively and effectively manage the Town’s Capital infrastructure Assets while sustaining the well-being for the community.

2024 will be an extremely busy year for this division with several major deliverables being taken on.

These projects will include:

- The construction of a new water storage standpipe and pumping facility at the Well 5 site on Veterans Way. This project is a major task since it will increase the Towns storage capacity and the rehabilitation of the West Sector Reservoir cannot commence until the new water tower is built and on-line.
- The start of the Town wide water meter replacement program.
- The completion of the rehabilitation to the Water Pollution Control Plant.
- Upgrades to the Sanitary Sewer System, that have been identified by the current Inflow and Infiltration study.

- New watermain and valves in Rotary Park.
- Upgrades to the Electrical and Mechanical systems at several wells and reservoirs, thus increasing the efficiency of each location.
- Road Reconstruction on Cardwell and Dawson.
- Intersection improvements to John at Townline and Broadway and Townline.
- Flood Mitigation construction at the Water Pollution Control Plant.

This group strives to be proactive in maintaining the Town’s capital assets while being financially and environmentally responsible to the residents of the Town.

By the numbers

Who We Serve

31,000
residents

10,000
property owners
Council

Other Departments/Divisions

How We Measure

Transportation Assets: \$375M

Water Distribution Assets: \$215M

Wastewater Assets: \$240M

Storm Sewer Assets: \$140M

Total Linear Capital Assets: \$970M

Per year in expenditures: \$5M

Who We Are

Manager, Capital Works: 1

Project Manager: 1

Project Technologist: 1

Accomplishments

- Completed the Rehabilitation of the Dudgeon Reservoir water storage facility.
- Issued the contract for the town wide water meter replacement program.
- Began the rehabilitation to the Water Pollution Control Plant.
- Resurfaced Broadway between Wellington Street and John Street.
- Completed several Asset Management condition surveys.

What We Do

- Proactively identify and plan capital needs, while working closely with the Town's Asset Management Plan.
- Develop project charters to ensure the intended objectives are met.
- Preside over the design of projects.
- Track projects with respect to compliance with specifications, schedules and budgets.
- Safeguard the Town's drinking water by ensuring that the infrastructure is safe and reliable.
- Protect the Credit River Watershed by maintaining the wastewater treatment systems to the highest standards.
- Carry out funding applications from Provincial and Federal agencies.





Capital Works 2024 Operating Budget - 5 Years

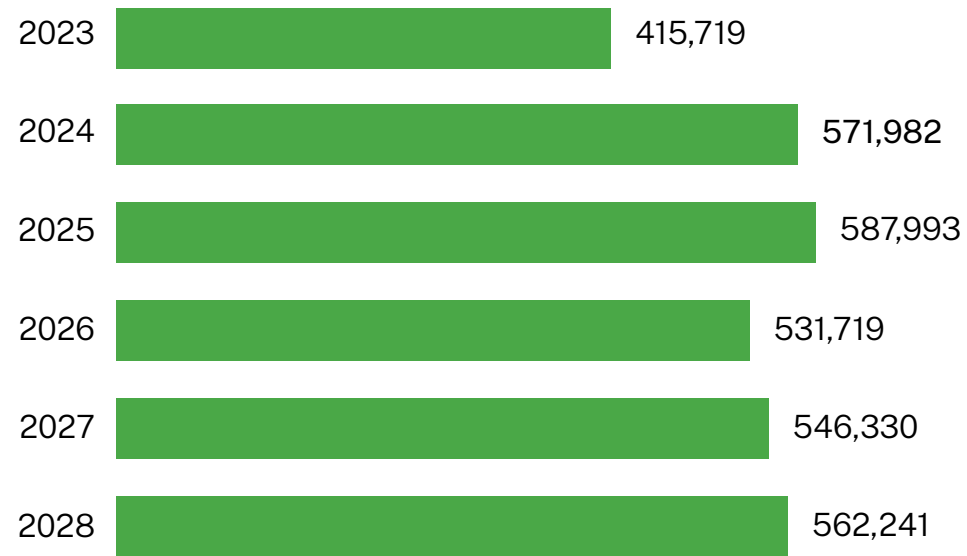
	2022 Actuals	2023 Approved Budget	2024 Proposed Budget	2024 \$ Change	2024 % Change	2025 Proposed Budget	2026 Proposed Budget	2027 Proposed Budget	2028 Proposed Budget
Capital Works									
Compensation		450,701	617,290	166,589	37.0%	634,476	508,451	522,626	537,226
Professional Development and Assoc. Fees	231	10,200	10,404	204	2.0%	10,612	10,824	11,040	12,057
Office and Administration		7,200	5,661	(1,539)	(21.4%)	5,773	5,888	6,007	6,154
Public Relations, Promotions and Events	610	1,500	1,500			1,530	1,561	1,592	1,639
Licences and Support		1,000	1,020	20	2.0%	1,040	1,061	1,082	1,104
Safety Equipment and Clothing	560	1,800	1,800			1,806	1,812	1,818	1,848
Maintenance and Repairs		750	765	15	2.0%	780	796	812	836
Equipment Purchases		8,000	510	(7,490)	(93.6%)	520	530	541	541
Professional Fees		750	765	15	2.0%	780	796	812	836
Sub-total Expenses:	1,401	481,901	639,715	157,814	32.7%	657,317	531,719	546,330	562,241
Transfers to(from) Reserve		(66,182)	(67,733)	(1,551)	2.3	(69,324)			
Total Transfers		(66,182)	(67,733)	(1,551)	2.3%	(69,324)			
Total Capital Works Levy Impact	1,401	415,719	571,982	156,263	37.6%	587,993	531,719	546,330	562,241



Capital Works 2024 Operating Budget - 5 Years

	2022 Actuals	2023 Approved Budget	2024 Proposed Budget	2024 \$ Change	2024 % Change	2025 Proposed Budget	2026 Proposed Budget	2027 Proposed Budget	2028 Proposed Budget
Total Capital Works Levy Impact	1,401	415,719	571,982	156,263	37.6%	587,993	531,719	546,330	562,241

5 Year Levy Impact - Operating



Material Drivers 2024-2028

	2024	2025	2026	2027	2028
Net Change Levy Impact	156,263	16,011	(56,274)	14,611	15,911
Reversal of One-Time Items					
New Cell and Laptops	(9,150)				
Inflationary Impact					
Salaries and Benefits	12,425	12,906	13,290	9,627	9,915
Salaries and Benefits -end of Contract position			(143,723)		
Project Manager -Roads	154,164				
Trf from Reserves			69,324		

Individual Drivers not exceeding \$10,000 have been excluded

Public Works

RYAN ONDUSKO
PUBLIC WORKS MANAGER

The Public Works division provides services to the residents of the Town of Orangeville by operating and maintaining public works infrastructure. This includes roads, water and wastewater treatment facilities, water distribution, wastewater collection systems, and stormwater management systems.

The division is composed of five groups: administration, water, wastewater, roads, and environmental compliance. Most of the divisions' drivers are mandated through provincial legislations which are oriented to providing safe and reliable services to the residents and consumers.

Bill 93, the Getting Ontario Connected Act, was introduced with significant compliance requirements and administrative penalties regarding late locates and processing times. This places an emphasis on the Water Works team to strive for a higher level of standard in locate service levels. In 2023, an additional summer student and a full-time permanent Damage Prevention Technician were hired to assist the Water Works group in navigating the new changes while seeking Alternative Locate Arrangements and software solutions to assist in streamlining the process.



At the beginning of 2023, the division made significant strides to clear up some of the backlogged work that has become prevalent due to the COVID-19 pandemic. Significant delays in the supply chain and contractor availability due to workplace restrictions and practices had set many preventative maintenance programs behind over the past few years.

The Roads group has received a new snowplow just in time for winter and is going through a naming competition with the residents in Orangeville. Another new snowplow is expected to be delivered sometime in 2024.

Public Works staff will be looking to modernize their electronic equipment by looking for new tools and software to continue to push forward with digitizing and optimizing workflows and processes to create a more efficient work system. The goal of digitizing is to create a surplus of data to assist staff in decision making processes and identify areas of concern and need for improvement.

2024 is shaping up to be a busy year for Public Works. Drinking water Well 5 will be undergoing a large project to build a new standpipe and booster pumping station, alongside the rehabilitation of Digester 2, Clarifier 3, and Detritor 3 at the Water Pollution Control Plant.

By the numbers

Who We Serve

31,000
residents

10,000
households

How We Measure

120 km of Roads

123 km of Sidewalks

129 km of Water Mains

122 km of Storm Sewers

115 km of Sanitary Sewers

20 Drinking Water Wells

4 Sewage Pumping Stations

1 Water Pollution Control Plant

Who We Are

Manager, Public Works: 1

Public Works Clerk: 1

Infrastructure Technicians: 2

Compliance Officer: 1

Supervisors: 3

Lead Hands: 3

Equipment Operators: 8

Water Works Operators : 8

Damage Prevention Technician: 1

Wastewater Operators : 3

Mechanic: 1

Seasonal Winter Operators/
Labourers: 13

Seasonal Summer Students: 4

What We Do

Operate & maintain the rights of way & road network by:

- Providing winter control operations for roads, sidewalks, and municipally owned parking lots
- Arranging required road & sidewalk maintenance including line painting, asphalt patching, sidewalk repairs/ replacement, catch basin and manhole rehabilitation

Provide day-to-day operation of water supply and distribution systems in Orangeville and Mono by:

- Completing the required microbiological and chemical sampling throughout water distribution systems
- Inspect and maintain drinking water treatment sites for 12 wells in Orangeville and 8 wells in Mono
- Maintain the water distribution systems in Orangeville & Mono
- With Ontario One call, locate Town-owned underground buried infrastructure
- Operate the WPCP in compliance with the Environmental Compliance Approval issued by MECP

Ensure legislative requirements are satisfied to demonstrate that safe, reliable, sustainable drinking water and wastewater services are provided to customers, including:

- Annual reporting & inspections by Ministry of Environment, Conservation and Parks
- Drinking Water Quality Management System
- Environmental monitoring

Accomplishments

- Over 96% inspection ratings for two of the Drinking Water Systems we operate
- Implementation of more preventative maintenance programs to extend the life of some of our assets
- Continual work to digitize workflow and processes
- Operation of the Water Pollution Control Plant remains in compliance with the ECA
- The ongoing dedication of Public Works staff to provide essential service, 24 hours a day in all weather conditions



Public Works 2024 Operating Budget - 5 Years

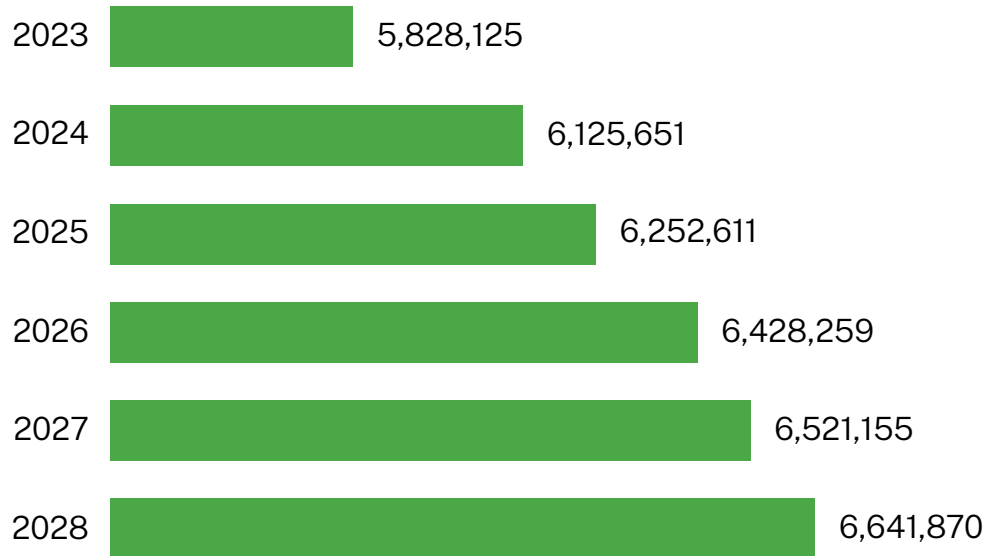
	2022 Actuals	2023 Approved Budget	2024 Proposed Budget	2024 \$ Change	2024 % Change	2025 Proposed Budget	2026 Proposed Budget	2027 Proposed Budget	2028 Proposed Budget
Public Works									
User Fees	(15,173)	(16,700)	(16,200)	500	(3.0%)	(16,200)	(16,200)	(16,200)	(16,200)
Agreement and Lease Revenue	(40,286)	(9,720)	(9,720)			(9,720)	(9,720)	(9,720)	(9,720)
Other Revenues	(218,423)	(187,335)	(192,335)	(5,000)	2.7%	(197,335)	(202,400)	(207,400)	(212,400)
Sub-total Revenues:	(273,882)	(213,755)	(218,255)	(4,500)	2.1%	(223,255)	(228,320)	(233,320)	(238,320)
Compensation	2,237,263	2,232,179	2,204,873	(27,306)	(1.2%)	2,264,850	2,326,584	2,389,720	2,407,306
Insurance	29,567	33,115	48,280	15,165	45.8%	53,108	58,419	64,261	70,688
Professional Development and Assoc. Fees	10,465	15,980	16,630	650	4.1%	16,690	17,850	17,990	18,890
Office and Administration	50,319	56,070	97,410	41,340	73.7%	88,270	89,230	90,360	91,060
Public Relations, Promotions and Events	6,226	2,100	7,100	5,000	238.1%	7,100	7,100	7,100	7,400
Licences and Support		12,900	13,000	100	0.8%	13,100	13,100	13,100	13,100
Service and Lease Agreements	180,381	204,456	275,085	70,629	34.5%	279,272	288,033	297,471	316,209
Programs	94,923	104,250	104,500	250	0.2%	106,505	108,295	110,121	111,323
Safety Equipment and Clothing	15,110	15,000	18,005	3,005	20.0%	16,200	16,200	16,700	16,700
Utilities	204,484	239,915	240,845	930	0.4%	264,929	291,422	320,564	352,620
Fuel	138,933	121,000	156,043	35,043	29.0%	171,647	188,812	207,693	228,462
Materials and Supplies	470,618	927,000	590,090	(336,910)	(36.3%)	590,110	594,620	597,730	599,730
Maintenance and Repairs	308,145	442,889	454,337	11,448	2.6%	450,263	454,764	466,410	470,397
Equipment Purchases	77,328	61,800	65,300	3,500	5.7%	69,300	69,300	70,300	70,300
Outside Services	1,401,164	1,466,587	1,910,412	443,825	30.3%	1,923,904	1,949,200	1,975,788	1,996,838
Professional Fees	23,348	8,200	8,300	100	1.2%	8,400	8,500	9,100	9,100
Inter-Departmental Re-Allocations	(69,560)	(40,454)	(74,933)	(34,479)	85.2%	(74,933)	(74,933)	(74,933)	(74,933)
Sub-total Expenses:	5,178,714	5,902,987	6,135,277	232,290	3.9%	6,248,715	6,406,496	6,579,475	6,705,190
Principal Re-payments	103,202	115,072	127,969	12,897	11.2%	141,974	73,504		
Interest Expense	38,663	30,521	21,454	(9,067)	(29.7%)	11,383	1,579		
Debt Service Charges	141,865	145,593	149,423	3,830	2.6%	153,357	75,083		
Transfers to(from) Reserve	(86,805)	(6,700)	59,206	65,906	(983.7)	73,794	175,000	175,000	175,000
Total Transfers	(86,805)	(6,700)	59,206	65,906	(983.7%)	73,794	175,000	175,000	175,000
Total Public Works Levy Impact	4,959,892	5,828,125	6,125,651	297,526	5.1%	6,252,611	6,428,259	6,521,155	6,641,870



Public Works 2024 Operating Budget - 5 Years

	2022 Actuals	2023 Approved Budget	2024 Proposed Budget	2024 \$ Change	2024 % Change	2025 Proposed Budget	2026 Proposed Budget	2027 Proposed Budget	2028 Proposed Budget
Total Public Works Levy Impact	4,959,892	5,828,125	6,125,651	297,526	5.1%	6,252,611	6,428,259	6,521,155	6,641,870

5 Year Levy Impact - Operating



Material Drivers 2024-2028

	2024	2025	2026	2027	2028
Net Change Levy Impact	297,526	126,960	175,648	92,896	120,715
Reversal of One-Time Items					
Salt and Sand Storage	(430,000)				
Reallocation					
GM & EA Compensation Reallocation	(188,135)				
Previously Endrosed					
Enterprise Fleet Management	48,290				
One-Time Items					
Televisions for snow patrol monitoring	10,000				
Inflationary Impact					
Salaries and Benefits	31,508	59,977	61,734	63,136	17,586
Sanding and Salting	100,000				
Fuel costs	35,043	15,604	17,165	18,881	20,769
Hydro costs		19,029	20,932	23,026	25,328
Road safety devices and signs	24,500				
Outside services	11,200				
Trf to Reserves	75,000		100,000		
Service Level Impact					
Storm Network Camera and Flushing Program	73,500				
Storm Network Repairs - Manholes and catch basins	130,000				
Increased Sidewalk Repairs and Replacements	180,000				
New Roads Truck -Lease and Maintenance Costs	19,609				
GPS Tracking for Winter Control Operations	19,200				
Tablet Data Plans	11,580				
Fleet Supervisor	133,997				
Inter-departmental -IT	(33,079)				

Individual Drivers not exceeding \$10,000 have been excluded



Public Works 2024 Capital Budget - 10 Years

	2024	2025	2026	2027	2028	2029	2030	2031	2032	2033
20 Capital Fund										
Division: 460 Public Works										
11740.0000 Roads Needs Study				45,000			45,000			
11750.0000 CF -Transit Study	32,697					35,000				
11813.0000 CF -Engineering Standards Update	75,000									
13986.0000 CF -Climate Change	50,000									
21000.4401 CF -Vehicles --PW Truck#2 Plow	280,000									
21000.4404 Vehicles --PW Truck#5 Plow	400,000									
21000.4405 CF -Vehicles --PW Truck#6 Dump	80,000									130,000
21000.4410 Vehicles --PW Truck#11			130,000							140,000
21000.4411 Vehicles --PW Truck#15					130,000					
21000.4418 Vehicles --TS Loader 2018 Volvo L60H						287,500				
21000.4425 Vehicles --PW Truck#25 Service		75,000							80,000	
21000.4426 Vehicles --PW Truck#26 Service				450,000						
21000.4431 Vehicles --PW Truck#9 Plow										650,000
21000.4433 Vehicles --PW Tilt Trailer									16,000	
21008.4432 Fork Lift --Fork Lift									60,000	
21105.1050 CF -Operations Ctr -3 Bay Exp	1,558,411									
21167.1001 Photocopier -- Town Hall			15,000						15,000	
21509.0000 CF -Streetlights post/LumiN	71,423	40,000	40,000	40,000	40,000	40,000	40,000	40,000	40,000	40,000
25017.0000 CF -Traffic Signal Upgrades	184,000	194,000	194,000	194,000	194,000	194,000	194,000	194,000	184,000	194,000
25021.0000 CF -John St at Townline Upgrades	615,000									
25022.0000 CF -County Rd 16 & Hansen Blvd Traffic Signals	200,000									
25100.0000 CF -Emerald Ash Borer	534,748									
25200.0000 CF -Noise Fence	180,000	184,000	187,000	191,000	195,000	195,000	195,000	203,000	207,000	210,000
26029.0000 CF -SWM2 -Pond Retrofits	880,531		1,100,000							
26031.0000 CF -Planting of Additional Trees	55,889									
26049.1060 CF -Flood Mitigation at the WPCP	500,000									
26050.0000 CF -Operations Equipment	9,599									
31000.0000 Engineering Design								90,000		
31016.0000 CF -C Line Box Culvert Rehab	417,439									

Public Works 2024 Capital Budget - 10 Years

	2024	2025	2026	2027	2028	2029	2030	2031	2032	2033
31024.0000 CF -Rustic Crescent Rehabilitation	400,000									
31025.0000 CF -Green Street Rehabilitation	154,000									
31115.0000 CF -Reconn-Centennial	650,000									
31116.0000 CF -Recon Church St	2,596,716									
31117.0000 CF -Townline widening at Broadway	750,000									
31119.0000 CF -Recon-Victoria St-Ont to J	3,610,457									
31120.0000 CF -Recon-Ontario St. Vic to Pri	1,243,240									
31121.0000 CF -Recon Cardwell St, Princess to Townline	1,272,000									
31122.0000 CF -Recon Cardwell St, Princess to Dufferin	66,090				2,444,000					
31123.0000 CF -Recon-Dufferin St, John to Ontario	90,000	3,436,000								
31801.0000 CF -Hansen BlvdBridge-Low Mon	695,000									
32001.0000 Sidewalk Repairs	80,000									
B0798.0000 Rehab Hansen Blvd, Blindline to Amelia			857,000							
B0982.0000 Recon-Carlton Dr, Madison to Lawrence						90,000	3,225,000			
B0987.4400 Truck 1 Replacement -2012 Aerial Bucket	315,000									
B0997.0000 Rehab -Broadway east bound, Dawson to Blindline		175,000								
B0998.0000 Rehab -Dawson, Centre to Hillside	143,000									
B0999.0000 Recon -Third Ave, 1st St to 2nd St	100,000	841,000								
B1000.0000 Recon -Third Ave, 2nd St to 3rd St.	100,000	1,960,000								
B1001.0000 Rehab -Crimson Cresc		123,000								
B1004.0000 Recon -Erindale, Dufferin to Princess St		90,000	2,821,000							
B1008.0000 Purchase and Placement of Transit Shelters		25,000					25,000			
B1009.0000 Recon -Zina St, First St to Louisa								90,000	3,418,000	
B1014.0000 Recon -Amanda, Townline to Parsons			85,000	1,507,200						
B1015.0000 Recon -Amanda, Parsons to Front			85,000	2,005,000						
B1016.0000 Rehab -Margaret, Townline to Hanah					343,000					
B1017.0000 Recon -Steven Street	90,000	1,431,000								
B1018.0000 Recon -Andrew St	90,000	1,765,000								
B1053.1050 Centre Street Culvert Rehabilitation	791,000									
B1125.0000 Blind Line from Hansen North/Limits				90,000	1,028,660					
B1126.0000 Fourth Ave and Third St realignment			2,200,000							



Public Works 2024 Capital Budget - 10 Years

	2024	2025	2026	2027	2028	2029	2030	2031	2032	2033
B1127.0000 Left turn lane Broadway at Blind Line					1,270,000					
B1131.1050 Crane Truck			180,000							
B1132.1050 Street Sweeper		600,000								
B1133.0000 Traffic Signals at Hansen & Parkinson					175,000					
B1136.0000 SWM1-Lower Monora Creek Stream Retrofit & Protection Works							3,292,500			
B1140.0000 SWM5-Middle Monora Creek -Flood & Erosion Control Projs				822,800						
B1141.0000 SWM6-Oversized SWM Pond Mono Developments, Built Capacity	136,200									
B1142.0000 SWM3/4 Phase 1-Mill Creek Stabilization	1,779,000									
B1143.0000 SWM3/4 Phase 2-Mill Creek Stabilization			850,000							
B1160.0000 Transportation Study	75,000									
B1193.0000 Flood Mitigation Implementation Project	500,000									
B1194.0000 Sherbourne St Rehabilitation					161,000					
B1195.0000 Recon of Edelwild Century to Parkview								90,000	3,410,000	
B1273.0000 Reconstruction Bythia Street Townline to Church							90,000	3,810,000		
B1278.0000 Reconstruction of Dufferin Street		85,000	2,489,000							
B1331.0000 C-Line Reconstruction Century to Town Line						90,000	2,698,000			
B1332.0000 John Street Reconstruction Townline to Corp Limits					90,000	3,024,000				
B1351.0000 Bythia Street (Court) Reconstruction	75,000	1,738,000								
B1359.0000 Caledonia Road Reconstruction			199,000	1,636,000						
B1360.0000 Hillside Drive Reconstruction									136,000	1,107,000
B1361.0000 Road Resurfacing Program	1,000,000	1,000,000	1,000,000	1,250,000	1,250,000	1,250,000	1,250,000	1,300,000	1,400,000	1,500,000
B1375.0000 Assessment of Existing Snow Dump	75,000									
B1376.1050 Truck 2-Snowplow Replacement										475,000
B1377.1050 Truck 3-Snowplow Replacment									475,000	
B1378.1050 RTV Replacement (project 1)	35,000									
B1379.1050 RTV Replacement (project 2)			40,000							
B1380.1050 Enclosed Sign Trailer		8,100								



Public Works 2024 Capital Budget - 10 Years

	2024	2025	2026	2027	2028	2029	2030	2031	2032	2033
B1381.1050 Sand Hopper Replacement	7,500									
B1385.0000 PXO Crossing Broadway at Wellington	205,000									
B1387.0000 Rehabilitation of Parking Lots	25,000									
B1398.4406 Replacement of Truck#19 Plow		400,000								
B1399.4414 Replacement of Trackless							160,000			
B1400.4421 Replacement of Landscaping Trailer					8,000					
Total Investment in Capital	23,273,940	14,170,100	12,472,000	8,231,000	7,328,660	5,205,500	11,214,500	5,817,000	9,441,000	4,446,000
Less: Funding Sources										
Canada Community Building Fund (CCBF)		655,000		1,000,000	250,000		1,850,000	645,000	1,100,000	1,107,000
OCIF		3,362,000	800,000	1,000,000	1,000,000	500,000	3,450,000	1,550,000	1,705,000	
Development Charges	1,394,700	600,000	3,239,580		870,560		328,416			
Reserves/ Reserve Funds	15,907,903	3,733,820	3,800,599	3,099,037	3,333,162	1,339,150	1,343,020	54,400	2,527,215	24,520
Water Rates	539,000	1,534,000	772,000	315,000	156,000	467,837	700,000		884,000	
Wastewater Rates	794,000	1,779,000	705,000	802,000	11,000	297,000	570,000		745,500	
Financing	2,588,200	1,752,000	880,400							
Other	60,000		7,000			30,000				30,000
Total Other Funding Sources	21,283,803	13,415,820	10,204,579	6,216,037	5,620,722	2,633,987	8,241,436	2,249,400	6,961,715	1,161,520
Total Public Works Levy Impact	1,990,137	754,280	2,267,421	2,014,963	1,707,938	2,571,513	2,973,064	3,567,600	2,479,285	3,284,480

Town of Orangeville

Capital Projects

Project	11750.0000 CF - Transit Study --		
Department	Public Works		
Version	3 Management Review 1	Year	2024

Description
Project Details
The Transit Study will provide an update to the Optimization Study that was completed in 2022. The study will evaluate the current program and set direction for the future needs of the municipality. Additional Funding Required in 2024 to complete the study.

Budget							
	Total	2024	2025	2026	2027	2028	2029-2033
Expenditures	60,000	25,000					35,000
Funding							
Transfers from Reserve/Reserve							
Trf from RF - General Capital	13,000	5,000					8,000
	13,000	5,000					8,000
Tax Levy							
Trf from Levy	47,000	20,000					27,000
	47,000	20,000					27,000
Funding Total	60,000	25,000					35,000

Attributes		
Attribute	Value	Comment
Department	Public Works	
Loc.Fleet.Eqpt	0000	
Budget Year	2021	
Priority	High	
Status	New Capital Project	
Project Type	Upgrade	
Service Life	10	
Approval Status	Approved	
Project Reference		
Activity	B1155 <Generated>	

Town of Orangeville

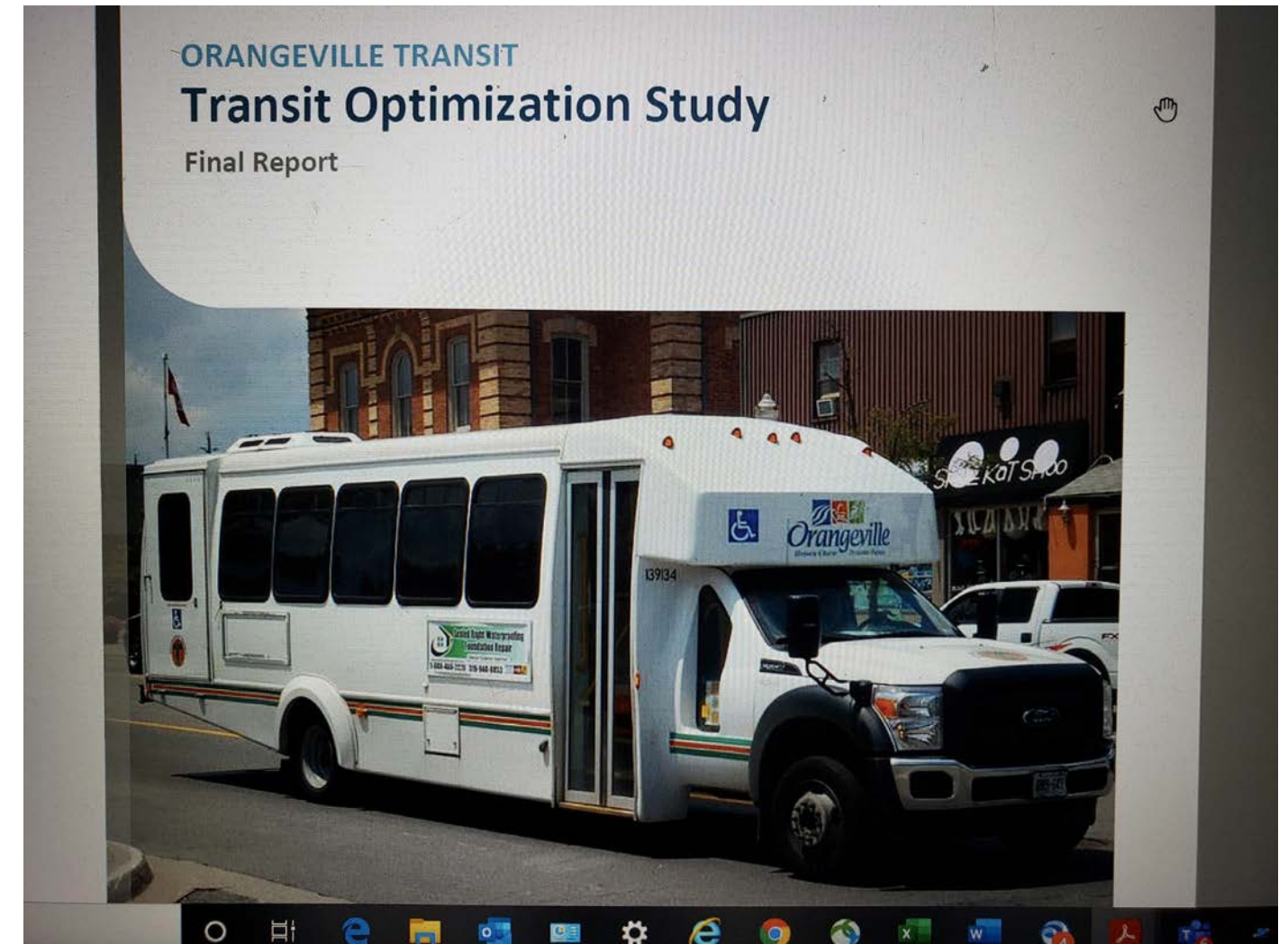
Capital Projects

Project	11750.0000 CF - Transit Study --		
Department	Public Works		
Version	3 Management Review 1	Year	2024

Attributes		
Attribute	Value	Comment
Strategic Plan	Future-Readiness	The Town of Orangeville can prepare itself to meet the needs of tomorrow through thoughtful policymaking and well preparedness.
Other plans and studies		
Other plans and studies		
Procurement	Yes	
Communications	No	
Information Technology	No	

Gallery

C:\Users\tdulisse\Downloads\Transit OPT.jpg



Town of Orangeville

Capital Projects

Project	21000.4404 Vehicles -- PW Truck#5 Plow		
Department	Public Works		
Version	3 Management Review 1	Year	2024

Description	
Project Details	
<p>This project involves replacing a 2015 snow plough and attachments with a new 5 ton plough and attachments. This vehicle has reached the end of its service life and maintenance costs are making this vehicle cost prohibitive.</p>	

Budget							
	Total	2024	2025	2026	2027	2028	2029-2033
Expenditures	400,000	400,000					
Funding							
Transfers from Reserve/Reserve							
Trf from Res - Winter Control	370,000	370,000					
	370,000	370,000					
Proceeds on Disposal of Assets							
Sale of Vehicles	30,000	30,000					
	30,000	30,000					
Funding Total	400,000	400,000					

Attributes		
Attribute	Value	Comment
Department	Public Works	
Loc.Fleet.Eqpt	4404 PW Truck#5 Plow	
Budget Year	2016	
Priority	Mandatory	
Status	Existing Capital Project	
Project Type	Replacement	
Service Life		
Approval Status	Approved	
Project Reference	Truck 5 Replacement - 2014 Purchase	PW-2014-18, TF-2014-30.
Activity	21000 Vehicles	

Town of Orangeville

Capital Projects

Project	21000.4404 Vehicles -- PW Truck#5 Plow		
Department	Public Works		
Version	3 Management Review 1	Year	2024

Attributes		
Attribute	Value	Comment
Strategic Plan	Corporate Capacity	INNOVATION
Other plans and studies		
Other plans and studies		
Procurement	Yes	
Communications	No	
Information Technology	No	

Town of Orangeville

Capital Projects

Project	21509.0000 CF - Streetlights post/LumiN --		
Department	Public Works		
Version	3 Management Review 1	Year	2024

Description

Project Details

Orangeville Hydro has identified a number of street light poles that have corroded and deteriorated creating a potential safety hazard. These poles are a maintenance liability and a potential safety hazard. This program also includes identifying the locations and replacing the poles and luminaires. Replacing old less efficient High Pressure Sodium luminaires at the same time as the pole will ensure that the asset is completely renewed. The cost of electrical power for LED lights is considerably less (approximately 60% less in some cases) as they are more energy efficient.

Budget

	Total	2024	2025	2026	2027	2028	2029-2033
Expenditures	400,000	40,000	40,000	40,000	40,000	40,000	200,000
Funding							
Transfers from Reserve/Reserve							
Trf from RF - General Capital	80,000	8,000	8,000	8,000	8,000	8,000	40,000
	80,000	8,000	8,000	8,000	8,000	8,000	40,000
Tax Levy							
Trf from Levy	320,000	32,000	32,000	32,000	32,000	32,000	160,000
	320,000	32,000	32,000	32,000	32,000	32,000	160,000
Funding Total	400,000	40,000	40,000	40,000	40,000	40,000	200,000

Attributes

Attribute	Value	Comment
Department	Public Works	
Loc.Fleet.Eqpt	0000	
Budget Year	2021	
Priority	Very High	
Status	New Capital Project	
Project Type	Replacement	
Service Life	30 Years	
Approval Status	Approved	
Project Reference		
Activity	21509 CF - Streetlights post/LumiN	

Town of Orangeville

Capital Projects

Project	21509.0000 CF - Streetlights post/LumiN --		
Department	Public Works		
Version	3 Management Review 1	Year	2024

Attributes

Attribute	Value	Comment
Strategic Plan	Community Vitality	
Other plans and studies		
Other plans and studies		
Procurement	No	
Communications	No	
Information Technology	No	

Gallery

Y:\Public Works Department\Budget\2019\Budget Pictures\Final Pics\21509.0000 Streetlights post Luminaire Re.jpg



Town of Orangeville

Capital Projects

Project	25017.0000 CF - Traffic Signal Upgrades --		
Department	Public Works		
Version	3 Management Review 1	Year	2024

Description

Project Details

The Municipality is responsible for the maintenance of 25 sets of traffic signals. Some sets of signals including the hardware have been operational for approximately 25 to 30 years. A number of the traffic components have reached and exceeded the life expectancy. This program involves updating hardware such as hangers, luminaires, back boards, loop detectors, radar sensors, traffic camera detection timers and monitors to ensure that the traffic signals continue to operate and move pedestrians and traffic safely and efficiently. Traffic Signal Hardware and Components have a life expectancy of 12 years. This programme renews traffic signal components on a 12 year rotation, renewing 2 sets per year.

Budget

	Total	2024	2025	2026	2027	2028	2029-2033
Expenditures	1,920,000	184,000	194,000	194,000	194,000	194,000	960,000
Funding							
Transfers from Reserve/Reserve							
Trf from RF - General Capital	388,000	135,000	194,000	59,000			
	388,000	135,000	194,000	59,000			
Tax Levy							
Trf from Levy	1,532,000	49,000		135,000	194,000	194,000	960,000
	1,532,000	49,000		135,000	194,000	194,000	960,000
Funding Total	1,920,000	184,000	194,000	194,000	194,000	194,000	960,000

Attributes

Attribute	Value	Comment
Department	Public Works	
Loc.Fleet.Eqpt	0000	
Budget Year	2024	
Priority	Very High	
Status	New Capital Project	
Project Type	Replacement	
Service Life	20 Years	
Approval Status	Approved	
Project Reference		
Activity	25017 CF - Traffic Signal Upgrades	

Town of Orangeville

Capital Projects

Project	25017.0000 CF - Traffic Signal Upgrades --		
Department	Public Works		
Version	3 Management Review 1	Year	2024

Attributes

Attribute	Value	Comment
Strategic Plan	Future-Readiness	The Town of Orangeville can prepare itself to meet the needs of tomorrow through thoughtful policymaking and well preparedness.
Other plans and studies		This project is part of a 12 year continuous process.
Other plans and studies		
Procurement	Yes	Q-2
Communications	No	
Information Technology	No	

Gallery

C:\Users\amylen\OneDrive - Town of Orangeville\FMW\Traffic Signal Upgrades - Year 3 of 7 (C-Line_Alder).jpg



Town of Orangeville

Capital Projects

Project	25021.0000 CF - John St at Townline Upgrades --		
Department	Public Works		
Version	3 Management Review 1	Year	2024

Description
Project Details
The 2019 Development Charges Background Study identified this project as requirement to ensure acceptable levels of service at this intersection. The project includes upgrades to the traffic signals to accommodate additional turn movements to offset the additional traffic demands at this location.

Budget							
	Total	2024	2025	2026	2027	2028	2029-2033
Expenditures	218,000	218,000					
Funding							
Transfers from Reserve/Reserve							
Trf from RF - General Capital	118,000	118,000					
	118,000	118,000					
Tax Levy							
Trf from Levy	100,000	100,000					
	100,000	100,000					
Funding Total	218,000	218,000					

Attributes		
Attribute	Value	Comment
Department	Public Works	
Loc.Fleet.Eqpt	0000	
Budget Year	2020	
Priority	Medium-High	
Status	New Capital Project	
Project Type	New Construction	
Service Life	25 years	
Approval Status	Approved	
Project Reference		
Activity	B1128 <Generated>	

Town of Orangeville

Capital Projects

Project	25021.0000 CF - John St at Townline Upgrades --		
Department	Public Works		
Version	3 Management Review 1	Year	2024

Attributes		
Attribute	Value	Comment
Strategic Plan	Future-Readiness	Secure the financial viability of the municipality
Other plans and studies		
Other plans and studies		
Procurement	Yes	Q1/Q2
Communications	Yes	A1/Q2
Information Technology	No	

Town of Orangeville

Capital Projects

Project	25100.0000 CF - Emerald Ash Borer --		
Department	Public Works		
Version	3 Management Review 1	Year	2024

Description	
Project Details	
<p>The Emerald Ash Borer has been found in Orangeville and will, over the next several years, destroy ash trees in the Town. As trees on municipal property (both boulevards and within parks) die, there is an increasing potential risk to the public and property from these trees falling. In 2013, Council approved a 10 year plan to remove and replace all of the boulevard and park ash trees in Orangeville. (Reference to PW-2016-17 and 35).</p> <p>Beginning in 2022, The EAB programme initiated in 2013 will conclude by removing all trees identified as being infected by the EAB.</p> <p>Beginning in 2023, a new 2 year programme will begin to replace all removed trees to increase the Town's canopy cover to the target of 40%</p> <p>Allocation of funds as follows:</p> <p>2022 \$200,000 to complete removals of the targeted trees 2023 \$200,000 to replace removed trees as part of the EAB Programme 2024 \$188,000 to replaced removed trees as part of the EAB Programme</p>	

Budget							
	Total	2024	2025	2026	2027	2028	2029-2033
Expenditures	188,000	188,000					
Funding							
Transfers from Reserve/Reserve							
Trf from RF - General Capital	188,000	188,000					
	188,000	188,000					
Funding Total	188,000	188,000					

Attributes		
Attribute	Value	Comment
Department	Public Works	
Loc.Fleet.Eqpt	0000	
Budget Year	2016	
Priority	Endorsed	
Status	Existing Capital Project	
Project Type	Replacement	
Service Life		
Approval Status	Approved	
Project Reference	Emerald Ash Borer	PW-2013-72; November 25, 2013 Minutes, Motion 14
Activity	25100 CF - Emerald Ash Borer	
Strategic Plan	Community Vitality	Secure the financial vitality of the Municipality
Other plans and studies		
Other plans and studies		

Town of Orangeville

Capital Projects

Project	25100.0000 CF - Emerald Ash Borer --		
Department	Public Works		
Version	3 Management Review 1	Year	2024

Attributes			
Attribute	Value		Comment
Procurement	Yes	Q2/Q3	
Communications	Yes	Q2/Q3	
Information Technology	No		

Gallery

C:\Users\selvitigala\Desktop\ash.JPG



Town of Orangeville

Capital Projects

Project	25200.0000 CF - Noise Fence --		
Department	Public Works		
Version	3 Management Review 1	Year	2024

Description
Project Details
<p>In 2016 Council approved a program to begin replacing noise attenuation fence with more robust, longer lasting PVC fencing. PVC fencing has a service life in the order of 45 years. This project is a continuation of that programme and will continue until all acoustic fencing that has reached the end of its service life has been replaced. The programme has focused on the Highway No. 9/10 (Oak Ridge/Rolling Hills Dr.) and Riddell Road corridors.</p> <p>Since the inception of this programme, materials costs have escalated approximately 60%. The rising materials costs have resulted in an extension of the programme while attempting to maintain a modest year to year increase.</p>

Budget							
	Total	2024	2025	2026	2027	2028	2029-2033
Expenditures	1,947,000	180,000	184,000	187,000	191,000	195,000	1,010,000
Funding							
Transfers from Reserve/Reserve							
Trf from RF - General Capital	542,920	149,000	52,000	155,000	28,400	28,400	130,120
	542,920	149,000	52,000	155,000	28,400	28,400	130,120
Tax Levy							
Trf from Levy	1,404,080	31,000	132,000	32,000	162,600	166,600	879,880
	1,404,080	31,000	132,000	32,000	162,600	166,600	879,880
Funding Total	1,947,000	180,000	184,000	187,000	191,000	195,000	1,010,000

Attributes		
Attribute	Value	Comment
Department	Public Works	
Loc.Fleet.Eqpt	0000	
Budget Year	2018	
Priority	Endorsed	
Status	New Capital Project	
Project Type	Reconstruction	
Service Life	45 Years	
Approval Status	Approved	
Project Reference	Noise Fence Replacement	
Activity	25200 CF - Noise Fence	

Town of Orangeville

Capital Projects

Project	25200.0000 CF - Noise Fence --		
Department	Public Works		
Version	3 Management Review 1	Year	2024

Attributes		
Attribute	Value	Comment
Strategic Plan	Community Vitality	Secure the financial viability of the municipality
Other plans and studies		This is an ongoing project
Other plans and studies		
Procurement	Yes	Q2/Q3
Communications	Yes	Q2/Q3
Information Technology	No	

Gallery

C:\Users\selvitigala\Desktop\noise.JPG



Town of Orangeville

Capital Projects

Project	26049.1060 CF - Flood Mitigation at the Water Pollution Control Plant - Townline Road Crossing		
Department	Public Works		
Version	3 Management Review 1	Year	2024

Description
Project Details
<p>Aligning with the Town's Corporate Climate Change Adaptation Plan and recognizing that climate change is causing more severe weather events; the need to add to the Towns infrastructure on Townline near the Water Pollution Control Plant as part of a flood mitigation plan has been identified.</p> <p>Two (2) 600mm diameter cross culverts will be installed across Townline 250 m south of Broadway along with the restoration of the outfall area.</p> <p>This adaptation plan aims to reduce the risk of flooding events at the Water Pollution Control Plant.</p>

Budget							
	Total	2024	2025	2026	2027	2028	2029-2033
Expenditures	300,000	300,000					
Funding							
Transfers from Reserve/Reserve							
Trf from RF - Wastewater	300,000	300,000					
	300,000	300,000					
Funding Total	300,000	300,000					

Attributes		
Attribute	Value	Comment
Department	Public Works	
Loc.Fleet.Eqpt	0000	
Budget Year	2023	
Priority	Medium-High	
Status	New Capital Project	
Project Type	New Construction	
Service Life	25	
Approval Status	Approved	
Project Reference		
Activity	B1297 <Generated>	
Strategic Plan	Future-Readiness	Secure the financial viability of the municipality
Other plans and studies		
Other plans and studies		

Town of Orangeville

Capital Projects

Project	26049.1060 CF - Flood Mitigation at the Water Pollution Control Plant - Townline Road Crossing		
Department	Public Works		
Version	3 Management Review 1	Year	2024

Attributes			
Attribute	Value		Comment
Procurement	Yes	Q2/Q3	
Communications	Yes	Q2/Q3	
Information Technology	No		

Gallery

C:\Users\dcurrie\OneDrive - Town of Orangeville\Pictures\flood.jpg



Town of Orangeville

Capital Projects

Project	31024.0000 CF - Rustic Crescent Rehabilitation		
Department	Public Works		
Version	3 Management Review 1	Year	2024

Description

Project Details

This road has an overall condition rating of 68. The underground services were reviewed and found to be in generally good condition and did not require replacing.

The Road Needs Study has identified this section of road as being a priority due to the poor surface and drainage conditions.

This project includes removing and replacing the surface asphalt, removing and replacing a smaller quantity of curb to improve drainage, rehabilitating the structures as may be required and replacing the top asphalt.

Completion of this project will increase the financial and operational efficiencies while improving and extending the service life of the Town's roadway infrastructure.

Budget

	Total	2024	2025	2026	2027	2028	2029-2033
Expenditures	124,000	124,000					
Funding							
Transfers from Reserve/Reserve							
Trf from RF - General Capital	124,000	124,000					
	124,000	124,000					
Funding Total	124,000	124,000					

Attributes

Attribute	Value	Comment
Department	Public Works	
Loc.Fleet.Eqpt	0000	
Budget Year	2023	
Priority	High	
Status	New Capital Project	
Project Type	Replacement	
Service Life	25	
Approval Status	Approved	
Project Reference		
Activity	B1328 <Generated>	
Strategic Plan	Community Vitality	Secure the financial viability of the municipality
Other plans and studies		
Other plans and studies		

Town of Orangeville

Capital Projects

Project	31024.0000 CF - Rustic Crescent Rehabilitation		
Department	Public Works		
Version	3 Management Review 1	Year	2024

Attributes

Attribute	Value	Comment
Procurement	Yes	Q2/Q3
Communications	Yes	Q2/Q3
Information Technology	No	

Town of Orangeville

Capital Projects

Project	31115.0000 CF - Reconn - Centennial --		
Department	Public Works		
Version	3 Management Review 1	Year	2024

Description

Project Details

The average annual daily traffic on Centennial Road is approximately 8,000 vehicles per day. With the truck and heavy vehicle traffic, this road has continued to be a significant maintenance burden on the Municipality. The RNS has rated the structural adequacy at a 7 (indicating major surface distress and excessive maintenance requirements) and an overall priority rating at 54, the lowest of all road ratings in the 2020 RNS. This project contemplates a two-phased construction schedule, the first phase being - Dawson to Tideman and a second phase - Tideman to "C" Line. The engineering design and environmental assessment will be undertaken as one project for the entire length of the roadway. The scope of the project includes removing and replacing the curb, road asphalt and granular materials to improve the structure, drainage and quality of the road. The project also includes the improvements and signalization of the Dawson-Centennial-Hillside Drive intersection. The project also includes a LID design and implementation component that has been included in the budgeted value. Reconstruction will also consider bike lanes and a pedestrian crossover in the area of Centennial and Commerce Road for Humber College. Completion of this project will increase financial and operational efficiencies while improving the Town's infrastructure. The allowance in the budget for 2020 will cover costs associated with design and approvals. Construction was active in 2021, 2022 and 2023. Additional funds of \$650,000 is being requested due to potential cost over runs from Asphalt Cement Indexing, Utility Relocates and other unforeseen circumstances

Budget

	Total	2024	2025	2026	2027	2028	2029-2033
Expenditures	650,000	650,000					
Funding							
Transfers from Reserve/Reserve							
Trf from RF - Water	200,000	200,000					
Trf from RF - Wastewater	200,000	200,000					
Trf from RF - General Capital	250,000	250,000					
	650,000	650,000					
Funding Total	650,000	650,000					

Attributes

Attribute	Value	Comment
Department	Public Works	
Loc.Fleet.Eqpt	0000	
Budget Year	2020	
Priority	Medium-High	
Status	New Capital Project	
Project Type	Reconstruction	
Service Life	25 years	
Approval Status	Approved	
Project Reference		
Activity	B1044 <Generated>	
Strategic Plan	Future-Readiness	Secure the financial viability of the municipality

Town of Orangeville

Capital Projects

Project	31115.0000 CF - Reconn - Centennial --		
Department	Public Works		
Version	3 Management Review 1	Year	2024

Attributes

Attribute	Value	Comment
Other plans and studies		This project is complete
Other plans and studies		
Procurement	No	Q2/Q3
Communications	Yes	Q2/Q3
Information Technology	No	

Gallery

C:\Users\lmyles\Pictures\Centennial Rd Reconstruction .jpg



Town of Orangeville

Capital Projects

Project	31119.0000 CF - Recon - Victoria St - Ont to J --		
Department	Public Works		
Version	3 Management Review 1	Year	2024

Description

Project Details

The 2020 Road Needs Study has identified this section of road as having an overall condition rating (C/R) of 63 as a result of poor surface drainage and structural adequacy. Due to the age of the subsurface infrastructure, full reconstruction of the road is being recommended along with the replacement of the water and sanitary sewers. Completion of this project will increase financial and operational efficiencies while improving the Town's infrastructure and ensure future sustainability.

Additional \$250,000 is being requested due to unforeseen cost overruns.

Budget

	Total	2024	2025	2026	2027	2028	2029-2033
Expenditures	250,000	250,000					
Funding							
External Financing							
Financing - External	874,000	874,000					
	874,000	874,000					
Funding Total	874,000	874,000					

Attributes

Attribute	Value	Comment
Department	Public Works	
Loc.Fleet.Eqpt	0000	
Budget Year	2021	
Priority	Medium-High	
Status	New Capital Project	
Project Type	Reconstruction	
Service Life	30 years	
Approval Status	Approved	
Project Reference		
Activity	B1191 <Generated>	
Strategic Plan	Community Vitality	Secure the financial viability of the municipality
Other plans and studies		Construction in 2024
Other plans and studies		

Town of Orangeville

Capital Projects

Project	31119.0000 CF - Recon - Victoria St - Ont to J --		
Department	Public Works		
Version	3 Management Review 1	Year	2024

Attributes

Attribute	Value	Comment
Procurement	Yes	Q1/Q2
Communications	Yes	Q1/Q2
Information Technology	No	

Town of Orangeville

Capital Projects

Project	31121.0000 CF - Recon Cardwell St, Princess to Townline		
Department	Public Works		
Version	3 Management Review 1	Year	2024

Description

Project Details

The Road Needs Study has identified this section of Cardwell Street to be a priority due to the poor condition of the road surface and the structural rating (65). The structural adequacy of the road is 7 indicating that the capability of the surface and base course of asphalt of a road are not adequate to support further loading and resist deformation. The recommended improvement from the 2015 Road Needs Study is RSS, full reconstruction of road, curb, sub-drain and sub-surface utilities.

The water and sewer mains have reached their life expectancy and are in need of replacing. This requirement has been identified by the Asset Management Plan.

Completion of this project will increase financial and operational efficiencies while improving the Town's infrastructure.

Consulting work to be completed in 2023, with construction in 2024.

Budget

	Total	2024	2025	2026	2027	2028	2029-2033
Expenditures	1,192,000	1,192,000					
Funding							
Transfers from Reserve/Reserve							
Trf from RF - Water	274,000	274,000					
Trf from RF - Wastewater	229,000	229,000					
	503,000	503,000					
External Financing							
Financing - External	689,000	689,000					
	689,000	689,000					
Funding Total	1,192,000	1,192,000					

Attributes

Attribute	Value	Comment
Department	Public Works	
Loc.Fleet.Eqpt	0000	
Budget Year	2021	
Priority	Very High	
Status	New Capital Project	
Project Type	Reconstruction	
Service Life	30 Years road; 75 Years watermain and Sewer	
Approval Status	Approved	
Project Reference	Asset Mangement Plan Road Needs Study	

Town of Orangeville

Capital Projects

Project	31121.0000 CF - Recon Cardwell St, Princess to Townline		
Department	Public Works		
Version	3 Management Review 1	Year	2024

Attributes

Attribute	Value	Comment
Activity	B0084 <Generated>	
Strategic Plan	Community Vitality	Secure the financial viability of the municipality
Other plans and studies		
Other plans and studies		
Procurement	Yes	Q1/Q2
Communications	Yes	Q1/Q2
Information Technology	No	

Gallery

C:\Users\selvitigala\Desktop\cardwell.JPG



Town of Orangeville

Capital Projects

Project	31121.0000 CF - Recon Cardwell St, Princess to Townline		
Department	Public Works		
Version	3 Management Review 1	Year	2024

Gallery

Y:\Public Works Department\Budget\2019\Budget Pictures\Final Pics\B0084.0000 Cardwell Street Reconstruction Princess Street to Townline.jpg



Town of Orangeville

Capital Projects

Project	31121.0000 CF - Recon Cardwell St, Princess to Townline		
Department	Public Works		
Version	3 Management Review 1	Year	2024

Gallery

C:\Users\amyles\Downloads\Cardwell Street Reconstruction - Princess Street to Townline (Rating = 65).jpg



Town of Orangeville

Capital Projects

Project	31801.0000 CF - Hansen BlvdBridge-Low Mon --		
Department	Public Works		
Version	3 Management Review 1	Year	2024

Description
Project Details
<p>Hansen Boulevard is a major collector road which is intended to connect Blind Line in the east with Veterans' Way to the west. The connection is contingent on the completion of the Cachet Homes development, the completion of the Edgewood Valley 2B development, and the construction of the bridge over Lower Monora Creek. The bridge is funded through Area-Specific DC's with a small contribution from tax dollars. The timing of this project will be influenced by the rate at which development proceeds.</p> <p>The 2014 and 2019 Development Charges Studies identified this as a benefit to existing with the ability to fund the project through Development Charges. The 2019 Development Charge Study has been updated to reflect current pricing.</p> <p>Construction of the bridge is a front-end project that requires the Town to front the money with anticipation that development would begin and area specific development charges recovered.</p> <p>Additional funding of \$350,000 was requested in 2023</p> <p>Additional funding of \$695,000 is being requested in 2024 due to additional cost incurred due to difficult site conditions and other unforeseen issues.</p>

Budget							
	Total	2024	2025	2026	2027	2028	2029-2033
Expenditures	695,000	695,000					
Funding							
Transfers from Reserve/Reserve							
Trf from RF - General Capital	139,000	139,000					
	139,000	139,000					
Development Charges							
From DC RF - Roads and Related	556,000	556,000					
	556,000	556,000					
Funding Total	695,000	695,000					

Attributes		
Attribute	Value	Comment
Department	Public Works	
Loc.Fleet.Eqpt	0000	
Budget Year	2021	
Priority	High	
Status	New Capital Project	
Project Type	New Acquisition	
Service Life	100 Years	
Approval Status	Approved	funded by DC, Roads and Secondary Plan, Design/Study in 2018, Construction targeted for 2021
Project Reference		
Activity	31801 CF - Hansen BlvdBridge-Low Mon	

Town of Orangeville

Capital Projects

Project	31801.0000 CF - Hansen BlvdBridge-Low Mon --		
Department	Public Works		
Version	3 Management Review 1	Year	2024

Attributes		
Attribute	Value	Comment
Strategic Plan	Future-Readiness	Secure the financial viability of the municipality
Other plans and studies		
Other plans and studies		
Procurement	Yes	Q2/Q3
Communications	Yes	Q2/Q3
Information Technology	No	

Gallery

C:\Users\lamyles\Downloads\Hansen Blvd. Bridge-Lower Monora Creek Crossing 1.jpg



Town of Orangeville

Capital Projects

Project	32001.0000 Sidewalk repairs --		
Department	Public Works		
Version	4 Council Review Draft 1	Year	2024

Description
Project Details
<p>Motion 2023-348</p> <p>That staff be directed to reallocate \$80,000 from the Boulevard Tree Inventory Capital Project (26030.0000) to a Sidewalk Repair and Replacement Project.</p>

Budget							
	Total	2024	2025	2026	2027	2028	2029-2033
Expenditures	80,000	80,000					
Funding							
Transfers from Reserve/Reserve							
Trf from RF - General Capital	80,000	80,000					
	80,000	80,000					
Funding Total	80,000	80,000					

Attributes		
Attribute	Value	Comment
Department	Public Works	
Loc.Fleet.Eqpt	0000	
Budget Year	2022	
Priority	Endorsed	
Status	New Capital Project	
Project Type	New Acquisition	
Service Life	20-25 Years	
Approval Status	Approved	
Project Reference		
Activity	B1286 <Generated>	
Strategic Plan	Community Vitality	WELL-BEING - Support citizen and staff health, security, and wellbeing
Other plans and studies		
Other plans and studies		

Town of Orangeville

Capital Projects

Project	32001.0000 Sidewalk repairs --		
Department	Public Works		
Version	4 Council Review Draft 1	Year	2024

Attributes		
Attribute	Value	Comment
Procurement	No	
Communications	No	
Information Technology	No	

Town of Orangeville

Capital Projects

Project	B0987.4400 Truck 1 Replacement - 2012 Aerial Bucket		
Department	Public Works		
Version	3 Management Review 1	Year	2024

Description

Project Details

This project involves replacing the existing aerial Truck with a new aerial truck. This vehicle has reached the end of its service life and maintenance costs are making this vehicle cost prohibitive. This vehicle allows Staff to operate safely and efficiently at heights. The vehicle is used to maintain and trim trees, hang banners on Broadway and other maintenance throughout the Municipality.

Budget

	Total	2024	2025	2026	2027	2028	2029-2033
Expenditures	315,000	315,000					
Funding							
Transfers from Reserve/Reserve							
Trf from Res - Fleet Replaceme	30,000	30,000					
	30,000	30,000					
Tax Levy							
Trf from Levy	255,000	255,000					
	255,000	255,000					
Proceeds on Disposal of Assets							
Sale of Vehicles	30,000	30,000					
	30,000	30,000					
Funding Total	315,000	315,000					

Attributes

Attribute	Value	Comment
Department	Public Works	
Loc.Fleet.Eqpt	4400 PW Truck#1 Aerial	
Budget Year	2022	
Priority	High	
Status	New Capital Project	
Project Type	Replacement	
Service Life	10 years	

Town of Orangeville

Capital Projects

Project	B0987.4400 Truck 1 Replacement - 2012 Aerial Bucket		
Department	Public Works		
Version	3 Management Review 1	Year	2024

Attributes

Attribute	Value	Comment
Approval Status	Approved	
Project Reference		
Activity	B0987 <Generated>	
Strategic Plan	Economic Resilience	Secure the financial viability of the municipality
Other plans and studies		
Other plans and studies		
Procurement	Yes	Q2/Q3
Communications	Yes	Q2/Q3
Information Technology	No	

Gallery

Y:\Public Works Department\Budget\2019\Budget Pictures\Final Pics\B0987.1050 Truck 1 Replacement - 2012 Aerial Bucket.jpg



Town of Orangeville

Capital Projects

Project	B0998.0000 Rehab - Dawson, Centre to Hillside		
Department	Public Works		
Version	3 Management Review 1	Year	2024

Description

Project Details

The Road Needs Study has identified this section of road as being a priority due to the poor surface and drainage conditions.

This project includes removing and replacing the surface asphalt, removing and replacing a smaller quantity of curb to improve drainage, rehabilitating the structures as may be required and replacing the top asphalt.

Completion of this project will increase the financial and operational efficiencies while improving and extending the service life of the Town's roadway infrastructure.

Budget

	Total	2024	2025	2026	2027	2028	2029-2033
Expenditures	143,000	143,000					
Funding							
Transfers from Reserve/Reserve							
Trf from RF - General Capital	28,600	28,600					
	28,600	28,600					
Tax Levy							
Trf from Levy	114,400	114,400					
	114,400	114,400					
Funding Total	143,000	143,000					

Attributes

Attribute	Value	Comment
Department	Public Works	
Loc.Fleet.Eqpt	0000	
Budget Year	2024	
Priority	High	
Status	New Capital Project	
Project Type	Rehabilitation	
Service Life	25 years	
Approval Status	Approved	
Project Reference		
Activity	B0998 <Generated>	

Town of Orangeville

Capital Projects

Project	B0998.0000 Rehab - Dawson, Centre to Hillside		
Department	Public Works		
Version	3 Management Review 1	Year	2024

Attributes

Attribute	Value	Comment
Strategic Plan	Community Vitality	Secure the financial viability of the municipality
Other plans and studies		
Other plans and studies		
Procurement	Yes	Q1/Q2
Communications	Yes	Q1/Q2
Information Technology	No	

Town of Orangeville

Capital Projects

Project	B0999.0000 Recon - Third Ave, 1st St to 2nd St		
Department	Public Works		
Version	3 Management Review 1	Year	2024

Description
Project Details
<p>The Roads Needs Study has identified this section of Fourth Avenue to be a priority due to the poor condition of the road surface and the structural rating of the road.</p> <p>The water and sewer mains have reached their life expectancy and are in need of replacing. This requirement has been identified by the Asset Management Plan.</p> <p>Completion of this project will improve drainage and provide an updated urban standard to the residents in the area. Reconstruction will also increase financial and operational efficiencies while improving the Town's infrastructure.</p>

Budget							
	Total	2024	2025	2026	2027	2028	2029-2033
Expenditures	941,000	100,000	841,000				
Funding							
Grants							
From RF - Fed Gas Tax	500,000		500,000				
	500,000		500,000				
Transfers from Reserve/Reserve							
Trf from RF - Wastewater	200,000		200,000				
Trf from RF - General Capital	157,000	16,000	141,000				
	357,000	16,000	341,000				
Tax Levy							
Trf from Levy	84,000	84,000					
	84,000	84,000					
Funding Total	941,000	100,000	841,000				

Attributes		
Attribute	Value	Comment
Department	Public Works	
Loc.Fleet.Eqpt	0000	
Budget Year	2026	
Priority	High	
Status	New Capital Project	
Project Type	Reconstruction	

Town of Orangeville

Capital Projects

Project	B0999.0000 Recon - Third Ave, 1st St to 2nd St		
Department	Public Works		
Version	3 Management Review 1	Year	2024

Attributes		
Attribute	Value	Comment
Service Life	50 years	
Approval Status	Approved	
Project Reference		
Activity	B0999 <Generated>	
Strategic Plan	Community Vitality	Secure the financial viability of the municipality
Other plans and studies		
Other plans and studies		
Procurement	Yes	Q2/Q3
Communications	Yes	Q2/Q3
Information Technology	No	

Town of Orangeville

Capital Projects

Project	B1000.0000 Recon - Third Ave, 2nd St to 3rd St.		
Department	Public Works		
Version	3 Management Review 1	Year	2024

Description

Project Details

The Roads Needs Study has identified this section of Fourth Avenue to be a priority due to the poor condition of the road surface and the structural rating of the road.

The water and sewer mains have reached their life expectancy and are in need of replacing. This requirement has been identified by the Asset Management Plan.

Completion of this project will improve drainage and provide an updated urban standard to the residents in the area. Reconstruction will also increase financial and operational efficiencies while improving the Town's infrastructure.

Budget

	Total	2024	2025	2026	2027	2028	2029-2033
Expenditures	2,060,000	100,000	1,960,000				
Funding							
Grants							
From RF - OCIF FC	1,600,000		1,600,000				
	1,600,000		1,600,000				
Transfers from Reserve/Reserve							
Trf from RF - Water	208,000	10,000	198,000				
Trf from RF - Wastewater	172,000	10,000	162,000				
	380,000	20,000	360,000				
Tax Levy							
Trf from Levy	80,000	80,000					
	80,000	80,000					
Funding Total	2,060,000	100,000	1,960,000				

Attributes

Attribute	Value	Comment
Department	Public Works	
Loc.Fleet.Eqpt	0000	
Budget Year	2026	
Priority	High	
Status	New Capital Project	
Project Type	Reconstruction	

Town of Orangeville

Capital Projects

Project	B1000.0000 Recon - Third Ave, 2nd St to 3rd St.		
Department	Public Works		
Version	3 Management Review 1	Year	2024

Attributes

Attribute	Value	Comment
Service Life	50 years	
Approval Status	Approved	
Project Reference		
Activity	B1000 <Generated>	
Strategic Plan	Community Vitality	Secure the financial viability of the municipality
Other plans and studies		
Other plans and studies		
Procurement	Yes	Q2/Q3
Communications	Yes	Q2/Q3
Information Technology	No	

Town of Orangeville

Capital Projects

Project	B1017.0000 Recon - Steven Street		
Department	Public Works		
Version	3 Management Review 1	Year	2024

Description	
Project Details	
<p>The Roads Needs Study has identified Little York Street to be a priority due to the poor condition of the road surface and the structural rating of the road.</p> <p>The water and sewer mains have reached their life expectancy and are in need of replacing. This requirement has been identified by the Asset Management Plan.</p> <p>Completion of this project will increase financial and operational efficiencies while improving the Town's infrastructure.</p>	

Budget						
	Total	2024	2025	2026	2027	2028 2029-2033
Expenditures	1,521,000	90,000	1,431,000			
Funding						
Transfers from Reserve/Reserve						
Trf from RF - Water	300,000	20,000	280,000			
Trf from RF - Wastewater	281,000	20,000	261,000			
Trf from RF - General Capital	940,000	50,000	890,000			
	1,521,000	90,000	1,431,000			
Funding Total	1,521,000	90,000	1,431,000			

Attributes		
Attribute	Value	Comment
Department	Public Works	
Loc.Fleet.Eqpt	0000	
Budget Year	2028	
Priority	High	
Status	New Capital Project	
Project Type	Reconstruction	
Service Life	50 years	
Approval Status	Approved	
Project Reference		
Activity	B1017 <Generated>	
Strategic Plan	Community Vitality	Secure the financial viability of the municipality

Town of Orangeville

Capital Projects

Project	B1017.0000 Recon - Steven Street		
Department	Public Works		
Version	3 Management Review 1	Year	2024

Attributes		
Attribute	Value	Comment
Other plans and studies		
Other plans and studies		
Procurement	Yes	Q2/Q3
Communications	Yes	Q2/Q3
Information Technology	No	

Town of Orangeville

Capital Projects

Project	B1018.0000 Recon - Andrew St		
Department	Public Works		
Version	3 Management Review 1	Year	2024

Description
Project Details
<p>The Roads Needs Study has identified Little York Street to be a priority due to the poor condition of the road surface and the structural rating of the road.</p> <p>The water and sewer mains have reached their life expectancy and are in need of replacing. This requirement has been identified by the Asset Management Plan.</p> <p>Completion of this project will increase financial and operational efficiencies while improving the Town's infrastructure.</p>

Budget						
	Total	2024	2025	2026	2027	2028 2029-2033
Expenditures	1,855,000	90,000	1,765,000			
Funding						
Grants						
From RF - OCIF FC	962,000		962,000			
	962,000		962,000			
Transfers from Reserve/Reserve						
Trf from RF - Water	292,000	20,000	272,000			
Trf from RF - Wastewater	459,000	20,000	439,000			
Trf from RF - General Capital	142,000	50,000	92,000			
	893,000	90,000	803,000			
Funding Total	1,855,000	90,000	1,765,000			

Attributes		
Attribute	Value	Comment
Department	Public Works	
Loc.Fleet.Eqpt	0000	
Budget Year	2028	
Priority	High	
Status	New Capital Project	
Project Type	Reconstruction	
Service Life	50 years	
Approval Status	Approved	

Town of Orangeville

Capital Projects

Project	B1018.0000 Recon - Andrew St		
Department	Public Works		
Version	3 Management Review 1	Year	2024

Attributes		
Attribute	Value	Comment
Project Reference		
Activity	B1018 <Generated>	
Strategic Plan	Community Vitality	Secure the financial viability of the municipality
Other plans and studies		
Other plans and studies		
Procurement	Yes	Q2/Q3
Communications	Yes	Q2/A3
Information Technology	No	

Town of Orangeville

Capital Projects

Project	B1053.1050 Centre Street Culvert Rehabilitation		
Department	Public Works		
Version	3 Management Review 1	Year	2024

Description

Project Details

This bridge has been identified as a priority by the bi-annual bridge inspections undertaken by the Municipality. The bridge is 55 years old (1965) and has a BCI of 71.

The Ontario Structure Inspections Manual (OSIM) outlines the requirements of maintenance and rehabilitation for structures on Municipal roads in Ontario. The details of the rehabilitation for this project are identified by the inspection report undertaken in 2018.

Completion of this project will increase financial and operational efficiencies while improving and extending the life of the Town's infrastructure.

Budget

	Total	2024	2025	2026	2027	2028	2029-2033
Expenditures	791,000	791,000					
Funding							
Transfers from Reserve/Reserve							
Trf from RF - General Capital	84,263	84,263					
	84,263	84,263					
Tax Levy							
Trf from Levy	706,737	706,737					
	706,737	706,737					
Funding Total	791,000	791,000					

Attributes

Attribute	Value	Comment
Department	Public Works	
Loc.Fleet.Eqpt	1050 Operations Ctr - 500 C Line	
Budget Year	2020	
Priority	High	
Status	New Capital Project	
Project Type	Rehabilitation	
Service Life	50 years	
Approval Status	Approved	
Project Reference		
Activity	B1053 <Generated>	

Town of Orangeville

Capital Projects

Project	B1053.1050 Centre Street Culvert Rehabilitation		
Department	Public Works		
Version	3 Management Review 1	Year	2024

Attributes

Attribute	Value	Comment
Strategic Plan	Future-Readiness	Secure the financial viability of the municipality
Other plans and studies		
Other plans and studies		
Procurement	Yes	Q1/Q2
Communications	Yes	Q1/Q2
Information Technology	No	

Gallery

C:\Users\lamyles\OneDrive - Town of Orangeville\FMW\Centre Street Bridge Rehabilitation.jpg



Town of Orangeville

Capital Projects

Project	B1141.0000 SWM6 - Oversized SWM Pond Mono Developments, Built Capacity		
Department	Public Works		
Version	3 Management Review 1	Year	2024

Description

Project Details

The SWM pond on the south side of Meadow Drive, east of Fieldgate, was oversized when it was built in the late 1980's to service land to the west. The Town has an agreement with Mono Developments Limited whereby it is required to reimburse Mono Developments when those lands develop.

Budget

	Total	2024	2025	2026	2027	2028	2029-2033
Expenditures	136,200	136,200					
Funding							
Development Charges							
From DC RF-AS: Storm Water mgt	136,200	136,200					
	136,200	136,200					
Funding Total	136,200	136,200					

Attributes

Attribute	Value	Comment
Department	Public Works	
Loc.Fleet.Eqpt	0000	
Budget Year	2020	
Priority	Medium-High	
Status	New Capital Project	
Project Type	Rehabilitation	
Service Life	30 years	
Approval Status	Approved	
Project Reference		
Activity	B1141 <Generated>	
Strategic Plan	Future-Readiness	Secure the financial viability of the municipality
Other plans and studies		
Other plans and studies		

Town of Orangeville

Capital Projects

Project	B1141.0000 SWM6 - Oversized SWM Pond Mono Developments, Built Capacity		
Department	Public Works		
Version	3 Management Review 1	Year	2024

Attributes

Attribute	Value	Comment
Procurement	Yes	Q2/Q3
Communications	Yes	Q2/Q3
Information Technology	No	

Town of Orangeville

Capital Projects

Project	B1142.0000 SWM3/4 Phase 1 - Mill Creek Stabilization - Centre St to west Broadway at Blind		
Department	Public Works		
Version	3 Management Review 1	Year	2024

Description

Project Details

The Surface Water Management Assessment Study 2006 Update identified four areas of Mill Creek where remedial work is required now. It has been established that the erosion that has occurred over the past few years is attributable to growth that occurred through the 1990's on the upstream end of Mill Creek. Therefore, the cost of that repair work would be paid by the town as a prior growth cost. This project includes stream retrofit and protection works along a 600m reach of Mill Creek between Centre to West of Bdwy.

Budget

	Total	2024	2025	2026	2027	2028	2029-2033
Expenditures	1,779,000	1,779,000					
Funding							
Transfers from Reserve/Reserve							
Trf from RF - General Capital	1,114,000	1,114,000					
	1,114,000	1,114,000					
Development Charges							
From DC RF-AS: Storm Water mgt	665,000	665,000					
	665,000	665,000					
Funding Total	1,779,000	1,779,000					

Attributes

Attribute	Value	Comment
Department	Public Works	
Loc.Fleet.Eqpt	0000	
Budget Year	2020	
Priority	Medium-High	
Status	New Capital Project	
Project Type	Rehabilitation	
Service Life	40 years	
Approval Status	Approved	
Project Reference		
Activity	B1142 <Generated>	

Town of Orangeville

Capital Projects

Project	B1142.0000 SWM3/4 Phase 1 - Mill Creek Stabilization - Centre St to west Broadway at Blind		
Department	Public Works		
Version	3 Management Review 1	Year	2024

Attributes

Attribute	Value	Comment
Strategic Plan	Future-Readiness	Secure the financial viability of the municipality
Other plans and studies		
Other plans and studies		
Procurement	Yes	Q2/Q3
Communications	Yes	Q2/Q3
Information Technology	No	

Gallery

C:\Users\lmyles\OneDrive - Town of Orangeville\FMWMill Creek Erosion.JPG



Town of Orangeville

Capital Projects

Project	B1160.0000 Transportation Study		
Department	Public Works		
Version	3 Management Review 1	Year	2024

Description

Project Details

Per 2019 DC Study, the Master Transportation Study is planned to focus on a sustainable transportation network for vehicles, pedestrians and cyclists with projected needs to 2030. The objectives of this study are to plan for an improved existing network, enhance and expand active transportation components, and to develop and incorporate additional transportation policies as deemed appropriate. This project involves a global review of the Town's transportation network. The County of Dufferin recently completed a study in 2019. It is expected that this report will provide Staff and Council with an analysis of the existing network and recommendations for improvement to keep up with growth.

Budget

	Total	2024	2025	2026	2027	2028	2029-2033
Expenditures	75,000	75,000					
Funding							
Transfers from Reserve/Reserve							
Trf from RF - General Capital	37,500	37,500					
	37,500	37,500					
Development Charges							
From DC RF - Roads and Related	37,500	37,500					
	37,500	37,500					
Funding Total	75,000	75,000					

Attributes

Attribute	Value	Comment
Department	Public Works	
Loc.Fleet.Eqpt	0000	
Budget Year	2020	
Priority	Medium-High	
Status	New Capital Project	
Project Type	New Acquisition	
Service Life	10 years	
Approval Status	Approved	
Project Reference		
Activity	B1160 <Generated>	

Town of Orangeville

Capital Projects


Project	B1160.0000 Transportation Study		
Department	Public Works		
Version	3 Management Review 1	Year	2024

Attributes

Attribute	Value	Comment
Strategic Plan	Future-Readiness	Secure the financial viability of the municipality
Other plans and studies		
Other plans and studies		
Procurement	Yes	Q1/Q2
Communications	Yes	Q1/Q2
Information Technology	No	

Gallery

C:\Users\tdulisse\Downloads\Dufferin-County-Community-Demand-Survey1.jpg



Town of Orangeville

Capital Projects

Project	B1193.0000 Flood Mitigation Implementation Project		
Department	Public Works		
Version	3 Management Review 1	Year	2024

Description

Project Details

In 2019 Town of Orangeville partnered with [Credit Valley Conservation \(CVC\)](#) to complete a Town-wide flood assessment through the National Disaster Mitigation Program (NDMP). The goals of this assessment were to update floodplain modelling and minimize flood risk along Monora and Mill Creeks by identifying and validating flood mitigation options.

CVC updated local hydrologic and hydraulic modelling to gain a better understanding of the extent of flood inundation for several identified spill areas within the Town. After analyzing the results and validating the models, CVC developed and verified different flood mitigation options for each spill location. Staff was directed to develop a Flood Mitigation Plan based on the NDMP results for Council's consideration. This funding will be allocated towards the implementation measures that are approved by Council in the Flood Mitigation Plan.

Budget

	Total	2024	2025	2026	2027	2028	2029-2033
Expenditures	500,000	500,000					
Funding							
Transfers from Reserve/Reserve							
Trf from RF - General Capital	100,000	100,000					
	100,000	100,000					
Tax Levy							
Trf from Levy	400,000	400,000					
	400,000	400,000					
Funding Total	500,000	500,000					

Attributes

Attribute	Value	Comment
Department	Public Works	
Loc.Fleet.Eqpt	0000	
Budget Year	2021	
Priority	Medium-High	
Status	New Capital Project	
Project Type	Rehabilitation	
Service Life	30	
Approval Status	Approved	
Project Reference		
Activity	B1193 <Generated>	

Town of Orangeville

Capital Projects

Project	B1193.0000 Flood Mitigation Implementation Project		
Department	Public Works		
Version	3 Management Review 1	Year	2024

Attributes

Attribute	Value	Comment
Strategic Plan	Future-Readiness	Secure the financial viability of the municipality
Other plans and studies		
Other plans and studies		
Procurement	Yes	Q2/Q3
Communications	Yes	Q2/Q3
Information Technology	No	

Gallery

C:\Users\lamyles\OneDrive - Town of Orangeville\FMW\Fire Hall Flood.jpg



Town of Orangeville

Capital Projects

Project	B1351.0000 Bythia Street (Court) Reconstruction		
Department	Public Works		
Version	3 Management Review 1	Year	2024

Description

Project Details

Following the governance of the Council approved Asset Management plan, the court portion of Bythia Street from Dufferin Street to the end of cul-de-sac is in need of reconstruction.

The overall road condition rating of this section of roadway is 64 which places it in the “fair to poor” category of the pavement condition rating system (PCI). The 2022 Road Needs Study identified Bythia Court between Dufferin Street and the end of the cul-de-sac as a priority due to the poor condition of the road surface and structural rating of it.

The underground infrastructure was constructed in the 1970’s and is approaching the end of its service life.

This project involves the full reconstruction of the road base, the riding surface and the replacement of the water main, storm sewer system and sanitary sewer system.

The sidewalk along this section of roadway will be removed and replaced to current AODA standards.

Design and Engineering work is planned for 2024 with construction in 2025.

Budget

	Total	2024	2025	2026	2027	2028	2029-2033
Expenditures	1,813,000	75,000	1,738,000				
Funding							
Transfers from Reserve/Reserve							
Trf from RF - Water	357,000	15,000	342,000				
Trf from RF - Wastewater	290,000	15,000	275,000				
Trf from RF - General Capital	1,166,000	45,000	1,121,000				
	1,813,000	75,000	1,738,000				
Funding Total	1,813,000	75,000	1,738,000				

Attributes

Attribute	Value	Comment
Department	Public Works	
Loc.Fleet.Eqpt	0000	
Budget Year	2024	
Priority	High	
Status	New Capital Project	
Project Type	Rehabilitation	
Service Life	25 Years	
Approval Status	Approved	
Project Reference		
Activity	B1351 <Generated>	
Strategic Plan	Future-Readiness	Secure the financial viability of the municipality

Town of Orangeville

Capital Projects

Project	B1351.0000 Bythia Street (Court) Reconstruction		
Department	Public Works		
Version	3 Management Review 1	Year	2024

Attributes

Attribute	Value	Comment
Other plans and studies	Sustainable Neighbourhood Action Plan	Transportation System
Other plans and studies		
Procurement	Yes	Q2 2024 for Engineering RFP / Q1 2025 for Construction
Communications	Yes	Social Media / Local Papers
Information Technology	No	

Gallery

C:\Users\ldcurrie\OneDrive - Town of Orangeville\Desktop\2024 budget\Bythia #1.jpg



Town of Orangeville

Capital Projects

Project	B1361.0000 Road Resurfacing Program		
Department	Public Works		
Version	3 Management Review 1	Year	2024

Description

Project Details

Road resurfacing is the process that restores any type of roadway after years of wear and tear. Roads tend to become worn out due to the volume and intensity of traffic, weather conditions, and natural effects. Road resurfacing is designed to restore and improve the road texture or profile, while improving its skid resistance.

A road way is placed onto a resurfacing program when the pavement condition index (PCI) becomes 70 or below.

Budget

	Total	2024	2025	2026	2027	2028	2029-2033
Expenditures	12,200,000	1,000,000	1,000,000	1,000,000	1,250,000	1,250,000	6,700,000
Funding							
Grants							
From RF - OCIF FC	1,250,000						1,250,000
	1,250,000						1,250,000
Transfers from Reserve/Reserve							
Trf from RF - General Capital	8,150,000	1,000,000	1,000,000	1,000,000	1,250,000	1,250,000	2,650,000
	8,150,000	1,000,000	1,000,000	1,000,000	1,250,000	1,250,000	2,650,000
Tax Levy							
Trf from Levy	2,800,000						2,800,000
	2,800,000						2,800,000
Funding Total	12,200,000	1,000,000	1,000,000	1,000,000	1,250,000	1,250,000	6,700,000

Attributes

Attribute	Value	Comment
Department	Public Works	
Loc.Fleet.Eqpt	0000	
Budget Year	2024	
Priority	High	
Status	New Capital Project	
Project Type	Reconstruction	
Service Life	20 years	

Town of Orangeville

Capital Projects

Project	B1361.0000 Road Resurfacing Program		
Department	Public Works		
Version	3 Management Review 1	Year	2024

Attributes

Attribute	Value	Comment
Approval Status	Approved	
Project Reference		
Activity	B1361 <Generated>	
Strategic Plan	Future-Readiness	secure the financial viability of the municipaluty
Other plans and studies	Goal 1 - Corporate capacity	promote service delivery innovation through modern approach
Other plans and studies	SNAP	Transportation system
Procurement	Yes	RFT tender in Q1 of each year
Communications	Yes	Social and print media
Information Technology	No	

Gallery

C:\Users\dcurrie\OneDrive - Town of Orangeville\Desktop\Resurfacing.jpg



Town of Orangeville

Capital Projects

Project	B1375.0000 Assessment of Existing Snow Dump		
Department	Public Works		
Version	3 Management Review 1	Year	2024

Description	
Project Details	
<p>This project includes assessing the current snow storage dump site on Lackey Drive for the purpose of ensuring compliance with current environmental requirements. This assessment will be completed by a qualified consulting firm and will yield future requirements to complete upgrades to this site for the purpose of ensuring environmental sustainability.</p>	

Budget						
	Total	2024	2025	2026	2027	2028 2029-2033
Expenditures	75,000	75,000				
Funding						
Transfers from Reserve/Reserve						
Trf from RF - General Capital	75,000	75,000				
	75,000	75,000				
Funding Total	75,000	75,000				

Attributes		
Attribute	Value	Comment
Department	Public Works	
Loc.Fleet.Eqpt	0000	
Budget Year	2024	
Priority	High	
Status	New Capital Project	
Project Type	New Acquisition	
Service Life	10 yrs	
Approval Status	Approved	
Project Reference		
Activity	B1375 <Generated>	
Strategic Plan	Future-Readiness	The Town of Orangeville can prepare itself to meet the needs of tomorrow through thoughtful policy making and well preparedness.
Other plans and studies		

Town of Orangeville

Capital Projects

Project	B1375.0000 Assessment of Existing Snow Dump		
Department	Public Works		
Version	3 Management Review 1	Year	2024

Attributes		
Attribute	Value	Comment
Other plans and studies		
Procurement	Yes	Quarter 2 2024
Communications	Yes	Q2
Information Technology	No	

Town of Orangeville

Capital Projects

Project	B1378.1050 RTV Replacement (project 1)		
Department	Public Works		
Version	3 Management Review 1	Year	2024

Description
Project Details
<p>This RTV is used by Public Works staff for sidewalk reinstatement, repairs, small jobs such as signs, leaf pickup, catch basin inspections, manhole inspections, and miscellaneous inspections, etc. This RTV has reached end of life and is needing replacement before repair costs become too excessive. This RTV is also used year round for transportation in Town when Public Works staff does not have enough vehicles on hand.</p>

Budget							
	Total	2024	2025	2026	2027	2028	2029-2033
Expenditures	35,000	35,000					
Funding							
Transfers from Reserve/Reserve							
Trf from RF - General Capital	35,000	35,000					
	35,000	35,000					
Funding Total	35,000	35,000					

Attributes		
Attribute	Value	Comment
Department	Public Works	
Loc.Fleet.Eqpt	1050 Operations Ctr - 500 C Line	
Budget Year	2024	
Priority	High	
Status	New Capital Project	
Project Type	Replacement	
Service Life	10 years	
Approval Status	Approved	
Project Reference		
Activity	B1378 <Generated>	
Strategic Plan	Future-Readiness	Secure the financial viability of the municipality
Other plans and studies		
Other plans and studies		

Town of Orangeville

Capital Projects

Project	B1378.1050 RTV Replacement (project 1)		
Department	Public Works		
Version	3 Management Review 1	Year	2024

Attributes			
Attribute	Value		Comment
Procurement	Yes	Q1/Q2	
Communications	Yes	Q1/Q2	
Information Technology	No		

Gallery

C:\Users\rondusko\OneDrive - Town of Orangeville\Desktop\2012 RTV Sidewalks.jpg



Town of Orangeville

Capital Projects

Project	B1381.1050 Sand Hopper Replacement		
Department	Public Works		
Version	3 Management Review 1	Year	2024

Description

Project Details

The Town's Public Works team requires a new sand hopper attachment for use in the Town owned trackless sidewalk machine for winter control measures. This sand hopper is from 2005, and has reached its end of life. The Town owns one trackless sidewalk machine, and requires the sand hopper for removing and preventing ice formation during sidewalk snow clearing. If the sand hopper was to be removed from service due to an unexpected breakdown, it would remove the entire sidewalk machine from service until repairs can be made. We rent 5 trackless sidewalk machines in addition to the one we own, and can use our sand hopper on the rental sidewalk machines if required due to breakdowns.

Budget

	Total	2024	2025	2026	2027	2028	2029-2033
Expenditures	7,500	7,500					
Funding							
Transfers from Reserve/Reserve							
Trf from RF - General Capital	7,500	7,500					
Funding Total	7,500	7,500					

Attributes

Attribute	Value	Comment
Department	Public Works	
Loc.Fleet.Eqpt	1050 Operations Ctr - 500 C Line	
Budget Year	2024	
Priority	High	
Status	New Capital Project	
Project Type	Replacement	
Service Life	10 years	
Approval Status	Approved	
Project Reference		
Activity	B1381 <Generated>	
Strategic Plan	Future-Readiness	Secure the financial viability of the municipality
Other plans and studies		
Other plans and studies		

Town of Orangeville

Capital Projects


Project	B1381.1050 Sand Hopper Replacement		
Department	Public Works		
Version	3 Management Review 1	Year	2024

Attributes

Attribute	Value	Comment
Procurement	Yes	Q1/Q2
Communications	Yes	Q1/Q2
Information Technology	No	

Gallery

C:\Users\rondusko\OneDrive - Town of Orangeville\Desktop\2005 Trackless Sander Hopper.jpg



Town of Orangeville

Capital Projects

Project	B1385.0000 PXO Crossing Broadway at Wellington		
Department	Public Works		
Version	3 Management Review 1	Year	2024

Description	
Project Details	
<p>Traffic on Broadway is increasing. This location is used by school age children to cross Broadway to attend school and return home. This area has been identified through research as a desired crossing. Justifications and Warrants in accordance with the Ontario Traffic Manual have revealed (through a traffic study) that this crossing is justified.</p>	

Budget						
	Total	2024	2025	2026	2027	2028 2029-2033
Expenditures	205,000	205,000				
Funding						
Transfers from Reserve/Reserve						
Trf from RF - General Capital	205,000	205,000				
	205,000	205,000				
Funding Total	205,000	205,000				

Attributes		
Attribute	Value	Comment
Department	Public Works	
Loc.Fleet.Eqpt	0000	
Budget Year	2024	
Priority	High	
Status	New Capital Project	
Project Type	New Construction	
Service Life	25	
Approval Status	Approved	
Project Reference		
Activity	B1385 <Generated>	
Strategic Plan	Community Vitality	The Town of Orangeville can prepare itself to meet the needs of tomorrow through thoughtful policy making and well prepared infrastructure.
Other plans and studies		

Town of Orangeville

Capital Projects

Project	B1385.0000 PXO Crossing Broadway at Wellington		
Department	Public Works		
Version	3 Management Review 1	Year	2024

Attributes		
Attribute	Value	Comment
Other plans and studies		
Procurement	Yes	Q1/Q2
Communications	Yes	Q1/Q2
Information Technology	No	

Town of Orangeville

Capital Projects

Project	B1387.0000 Rehabilitation of Parking Lots		
Department	Public Works		
Version	3 Management Review 1	Year	2024

Description

Project Details

This project includes the rehabilitation of the parking lot south of Broadway and between Mill Street and First Street. The Town owns and maintains the parking lot. The surface has deteriorated in areas and is in need of repair. This project will be procured and coordinated with the 2024 General Road Maintenance and Rehabilitation tender to achieve economies of scale.

Budget

	Total	2024	2025	2026	2027	2028	2029-2033
Expenditures	25,000	25,000					
Funding							
Transfers from Reserve/Reserve							
Trf from RF - General Capital	25,000	25,000					
	25,000	25,000					
Funding Total	25,000	25,000					

Attributes

Attribute	Value	Comment
Department	Public Works	
Loc.Fleet.Eqpt	0000	
Budget Year	2024	
Priority	High	
Status	New Capital Project	
Project Type	Rehabilitation	
Service Life	20 yrs	
Approval Status	Approved	
Project Reference		
Activity	B1387 <Generated>	
Strategic Plan	Future-Readiness	Due diligence
Other plans and studies		
Other plans and studies		

Town of Orangeville

Capital Projects

Project	B1387.0000 Rehabilitation of Parking Lots		
Department	Public Works		
Version	3 Management Review 1	Year	2024

Attributes

Attribute	Value	Comment
Procurement	No	Q1/Q2
Communications	Yes	Q1/Q2
Information Technology	No	

Public Works // Cemetery 2024 Operating Budget - 5 Years

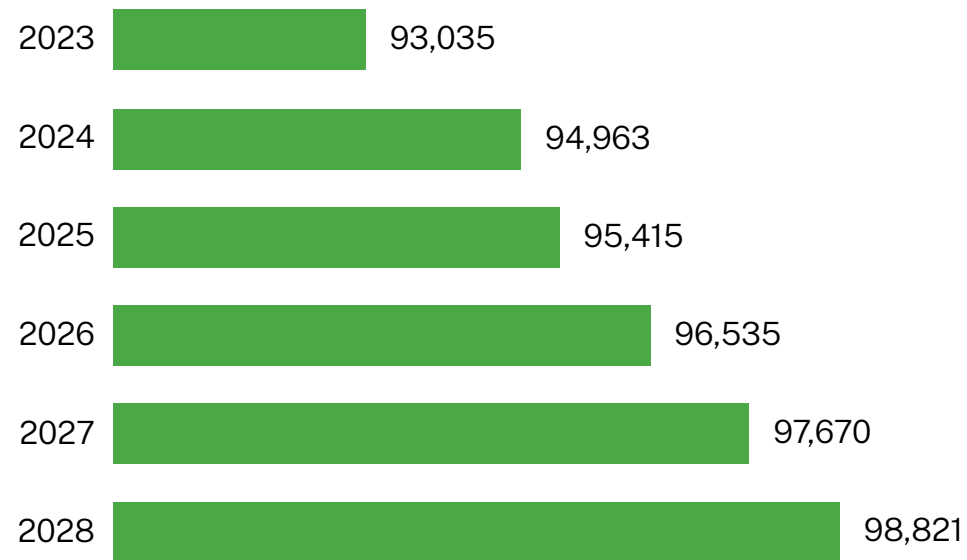
	2022 Actuals	2023 Approved Budget	2024 Proposed Budget	2024 \$ Change	2024 % Change	2025 Proposed Budget	2026 Proposed Budget	2027 Proposed Budget	2028 Proposed Budget
Cemetery									
User Fees	(113,683)	(84,250)	(91,272)	(7,022)	8.3%	(93,519)	(95,831)	(98,201)	(100,632)
Investment Income		(7,000)	(7,500)	(500)	7.1%	(8,000)	(8,500)	(8,500)	(8,500)
Sub-total Revenues:	(113,683)	(91,250)	(98,772)	(7,522)	8.2%	(101,519)	(104,331)	(106,701)	(109,132)
Compensation	92,869	54,661	54,985	324	0.6%	55,276	55,577	55,884	56,200
Insurance	8	9	13	4	44.4%	14	15	17	19
Professional Development and Assoc. Fees	145	1,200	1,500	300	25.0%	1,500	1,537	1,575	1,614
Office and Administration	1,237	1,165	1,265	100	8.6%	1,275	1,307	1,340	1,373
Service and Lease Agreements	1,787	1,800	1,900	100	5.6%	1,950	1,999	2,049	2,100
Materials and Supplies	18,822	9,300	9,400	100	1.1%	9,500	9,700	9,905	10,115
Maintenance and Repairs	79	1,900	1,900			1,900	1,900	1,900	1,900
Outside Services	26,885	23,000	24,000	1,000	4.3%	24,000	24,500	25,000	25,500
Sub-total Expenses:	141,832	93,035	94,963	1,928	2.1%	95,415	96,535	97,670	98,821
Transfers to(from) Reserve			3,809	3,809		6,104	7,796	9,031	10,311
Total Transfers			3,809	3,809		6,104	7,796	9,031	10,311
Total Cemetery Levy Impact	28,149	1,785		(1,785)	(100.0%)				



Public Works // Cemetery 2024 Operating Budget - 5 Years

	2022 Actuals	2023 Approved Budget	2024 Proposed Budget	2024 \$ Change	2024 % Change	2025 Proposed Budget	2026 Proposed Budget	2027 Proposed Budget	2028 Proposed Budget
Total Cemetery Levy Impact	28,149	1,785		(1,785)	(100.0%)				

5 Year Expenses – Operating



Material Drivers 2024-2028

	2024	2025	2026	2027	2028
Net Change Levy Impact	(1,785)				

Individual Drivers not exceeding \$10,000 have been excluded



Public Works // Cemetery 2024 Capital Budget - 10 Years

	2024	2025	2026	2027	2028	2029	2030	2031	2032	2033
20 Capital Fund										
Division: 610 Cemetery										
11811.0000 Archaeological Study	21,720									
B1371.0000 New Benches	5,000									
B1402.1500 Columbarium					40,000					
Total Investment in Capital	26,720				40,000					
Less: Funding Sources										
Reserves/ Reserve Funds	26,720									
Total Other Funding Sources	26,720									
Total Levy Impact					40,000					

Town of Orangeville

Capital Projects

Project	B1371.0000 New Benches		
Department	Cemetery		
Version	3 Management Review 1	Year	2024

Description	
Project Details	
Purchase of new benches for the Cemetery.	

Budget							
	Total	2024	2025	2026	2027	2028	2029-2033
Expenditures	5,000	5,000					
Funding							
Transfers from Reserve/Reserve							
Trf from RF - General Capital	5,000	5,000					
	5,000	5,000					
Funding Total	5,000	5,000					

Attributes		
Attribute	Value	Comment
Department	Cemetery	
Loc.Fleet.Eqpt	0000	
Budget Year	2024	
Priority	Medium-High	
Status	New Capital Project	
Project Type	New Acquisition	
Service Life	15	
Approval Status	Approved	
Project Reference		
Activity	B1371 <Generated>	
Strategic Plan	Future-Readiness	
Other plans and studies		
Other plans and studies		

Town of Orangeville

Capital Projects

Project	B1371.0000 New Benches		
Department	Cemetery		
Version	3 Management Review 1	Year	2024

Attributes		
Attribute	Value	Comment
Procurement	No	Q1/Q2
Communications	Yes	Q1/Q2
Information Technology	No	

Public Works // Water 2024 Operating Budget - 5 Years

	2022 Actuals	2023 Approved Budget	2024 Proposed Budget	2024 \$ Change	2024 % Change	2025 Proposed Budget	2026 Proposed Budget	2027 Proposed Budget	2028 Proposed Budget
Water									
User Fees	(6,970,953)	(7,232,756)	(7,398,986)	(166,230)	2.3%	(7,577,785)	(7,770,143)	(8,439,979)	(8,664,891)
Agreement and Lease Revenue	(346,614)	(340,200)	(347,000)	(6,800)	2.0%	(353,900)	(361,000)	(368,220)	(375,584)
Fines	(21,482)	(10,900)	(11,100)	(200)	1.8%	(11,300)	(11,500)	(14,000)	(14,252)
Sub-total Revenues:	(7,339,049)	(7,583,856)	(7,757,086)	(173,230)	2.3%	(7,942,985)	(8,142,643)	(8,822,199)	(9,054,727)
Compensation	1,622,652	2,309,833	2,435,459	125,626	5.4%	2,497,031	2,560,378	2,629,030	2,699,757
Insurance	89,022	119,705	148,423	28,718	24.0%	161,265	175,391	190,931	208,025
Property Tax	29,338	46,090	46,090			46,090	46,090	46,090	46,090
Professional Development and Assoc. Fees	16,773	41,825	31,975	(9,850)	(23.6%)	32,125	31,900	37,500	37,500
Office and Administration	22,596	75,055	121,155	46,100	61.4%	87,286	88,442	90,125	90,478
Public Relations, Promotions and Events	2,730	3,500	23,200	19,700	562.9%	23,200	23,200	23,200	23,200
Licences and Support	9,717	12,300	12,400	100	0.8%	12,400	12,400	12,400	12,400
Service and Lease Agreements	49,811	200,414	311,497	111,083	55.4%	288,874	301,401	310,289	314,491
Programs	25,096	41,500	41,000	(500)	(1.2%)	40,500	40,000	47,500	47,500
Safety Equipment and Clothing	5,451	10,000	10,000			10,000	10,000	13,000	13,000
Utilities	420,213	411,000	462,813	51,813	12.6%	509,094	560,004	616,004	677,605
Fuel	37,480	41,000	43,102	2,102	5.1%	47,412	52,153	57,368	63,105
Materials and Supplies	338,665	306,000	331,500	25,500	8.3%	334,780	337,080	342,780	345,030
Maintenance and Repairs	64,406	85,597	92,345	6,748	7.9%	95,886	100,326	102,585	103,611
Equipment Purchases	64,609	85,400	109,920	24,520	28.7%	102,920	102,920	119,020	119,020
Outside Services	736,849	1,037,750	1,197,600	159,850	15.4%	1,199,800	1,192,200	1,210,000	1,212,400
Professional Fees	414,657	358,100	374,050	15,950	4.5%	386,400	386,700	394,100	406,100
Inter-Departmental Re-Allocations	531,050	611,308	667,662	56,354	9.2%	672,687	673,800	674,441	675,096
Sub-total Expenses:	4,481,115	5,796,377	6,460,191	663,814	11.5%	6,547,750	6,694,385	6,916,363	7,094,408



Public Works // Water 2024 Operating Budget - 5 Years

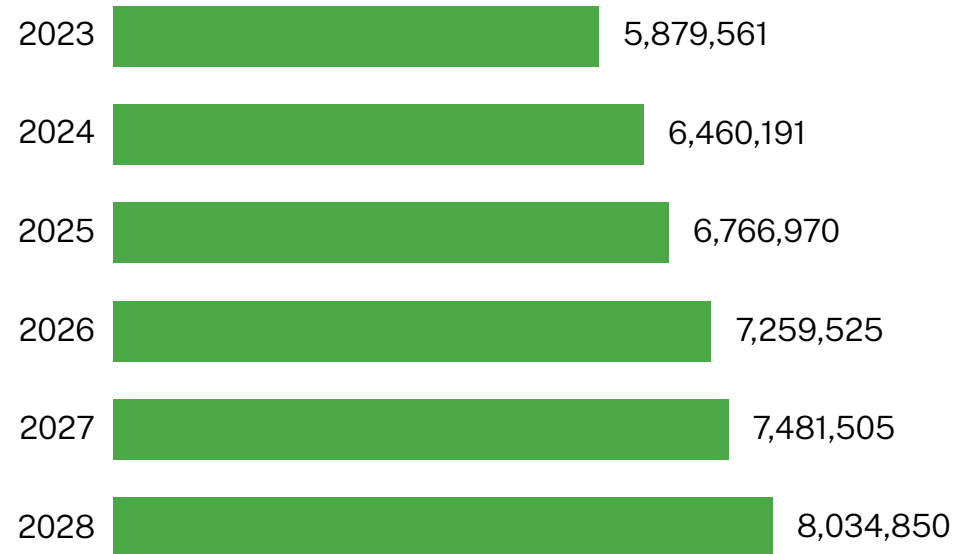
	2022 Actuals	2023 Approved Budget	2024 Proposed Budget	2024 \$ Change	2024 % Change	2025 Proposed Budget	2026 Proposed Budget	2027 Proposed Budget	2028 Proposed Budget
Principal Re-payments		34,302		(34,302)	(100.0%)	50,448	132,605	139,320	232,739
Interest Expense		48,882		(48,882)	(100.0%)	168,772	432,535	425,822	707,703
Debt Service Charges		83,184		(83,184)	(100.0%)	219,220	565,140	565,142	940,442
Transfers to(from) Reserve	2,857,934	1,704,295	1,296,895	(407,400)	(23.9)	1,176,015	883,118	1,340,694	1,019,877
Total Transfers	2,857,934	1,704,295	1,296,895	(407,400)	(23.9%)	1,176,015	883,118	1,340,694	1,019,877
Total Water Levy Impact									



Public Works // Water 2024 Operating Budget - 5 Years

	2022 Actuals	2023 Approved Budget	2024 Proposed Budget	2024 \$ Change	2024 % Change	2025 Proposed Budget	2026 Proposed Budget	2027 Proposed Budget	2028 Proposed Budget
Total Expenses	4,481,115	5,879,561	6,460,191	746,998	111.5%	6,766,970	7,259,525	7,481,505	8,034,850

5 Year Expenses – Operating



Material Drivers 2024-2028

	2024	2025	2026	2027	2028
Reallocation					
GM & EA Compensation Reallocation	(42,974)				
One-Time Reversal					
Damage Prevention Technician Training	(14,700)				
Previously Endorsed					
Lease and Maintenance Costs -Enterprise	43,098				
One-Time Items					
Dudgeon Reservoir Desks	7,000	(7,000)			
New Workstations at Dudgeon Reservoir	7,000	(7,000)			
Upgrade 14 iPads	28,000	(28,000)			
Electronic Logbook Integration	35,000	(27,500)			
Inflationary Impact					
Water Billing	(165,130)	(177,699)	(191,258)	(668,734)	(223,806)
Salaries and Benefits	43,213	61,572	63,347	68,652	70,727
Insurance	28,718	12,842	14,126	15,540	17,094
Hydro Costs	52,199	44,220	48,642	53,506	58,857
Chemicals Costs	10,000				
Materials and Supplies	10,000				
Debt Payments	(83,184)	219,220	345,920		375,300
Transfer to Reserves	(474,400)	(120,880)	(292,897)	457,576	(320,817)
Inter-departmental -IT	50,320				
Service Level Impact					
Operator, Water	125,387				
Community Outreach Program - proactive engagement	7,700				
Various Conferences	5,200				
Video Advertisements	12,000				
Leak Detection Program	30,000				
Summer Rental Vehicle for Summer Students	20,000				
Tablet Data Plans	6,840				
Treatment Plant Pipeworks Rehabilitation Program	30,000				
AMI and SAAS -Water Meter Maintenance	71,000				
Electronic Logbook Subscriptions	15,000				
New Water Vehicles -Lease and Maintenance Costs	34,774				

Individual Drivers not exceeding \$10,000 have been excluded



Public Works // Water 2024 Capital Budget - 10 Years

	2024	2025	2026	2027	2028	2029	2030	2031	2032	2033
20 Capital Fund										
Division: 620 Water										
11803.0000 CF -SCADA Master Plan	150,000									
11805.1070 CF -Rehabilitation & Optimiza-Water Treatment Facility	281,000	1,088,000								
13950.0000 CF -Water Supply	1,705,268	3,000,000	5,000,000							
13961.0000 CF -Water Meter & Billing Upgrade	5,935,493									
20330.0000 CF -SCADA Systems	581,968									
20417.3905 CF -Variable Frequency Drive -Well 5	26,967									
21181.1070 CF -Electrical & Mechanical -Water Treatment Facility	479,000		495,000	429,000	659,000	111,000				
26043.0000 Dawson Rd watermain extension	686,400									
26044.0000 High Lift Pump Rehabilitation/Replacement	110,000									
26046.0000 CF -Watermain and Valve Replacement:Rotary Park	325,700									
33075.0000 CF -Well Bldg and Dra-Well 5	455,000									
33081.0000 CF -Disinfection -UV Replacements	312,000									
33084.0000 CF -Filter Media Rehabilitation	211,916	414,600								
33099.0000 CF -Well Treatment -GUDI Upgrade	6,939,819									
33100.0000 CF -Reservoir -West Sector	1,496,719									
33200.0000 CF -United Lands Flowing Well	50,000									
33300.0000 CF -Filter PLC Project	375,000							455,000		
B0058.0000 Zone 3B PRV/PSV Zone Valves		58,000	564,000							
B0078.0000 Well 6 and 11 Treatment Analysis	235,000	1,556,000								
B0925.0000 Elevated Water Storage Facility (Northwest Sector		600,000	1,200,000	9,000,000						
B0927.0000 Well 9A & 9B Treatment Upgrades		2,750,000								
B0931.0000 Dudgeon Generator Replacement	113,000									
B1067.0000 District Water Metering		250,000	850,000							
B1079.4810 Equipment Replacement -Backhoe 1	220,000									
B1083.4812 Equipment Replacement -Mini Excavator		88,000								
B1290.0000 Well Rehab and Pump Replacement Program	150,000	143,000	16,000	28,000	134,000	262,000	149,000	16,000	146,000	246,000
B1291.0000 PRV Replacement Program	90,000	90,000	90,000	90,000	90,000					

	2024	2025	2026	2027	2028	2029	2030	2031	2032	2033
B1293.0000 Watermain and Valve Replacement: Third Street and Fourth Avenue		1,040,000								
B1294.0000 Supply and Installation of Replacement NTU and CL2 Analyzers	440,000									
B1295.3950 South Sector Reservoir Inspection and Upgrades	80,000	300,000								
B1304.0000 Water and Wastewater Rate Study	90,000					108,000				
B1305.0000 Watermain and Valve Replacement: Zehrs Backlane Easement			827,000							
B1313.3950 Reservoir Cleaning and Inspections				60,000	60,000	60,000	24,000	120,000	60,000	
B1344.4036 Covered Trailer	28,000									
B1345.4036 Trenchbox Trailer Replacement		9,487								
B1346.4036 Valve Turner Replacement	130,000									
B1347.4000 Truck 7 Replacement							187,000			
B1348.4000 Truck 12 Replacement						182,000				
B1349.4000 Truck 20 Replacement					110,000					
B1350.4805 Backhoe 3 Replacement					281,000					
B1363.0000 Watermain Rehabilitation Program	217,500									
B1365.3910 Well 10 WTP Clear Well Baffling Curtains	198,000									
B1366.0000 WSR Water Shut Off Valve		75,000								
B1408.0000 Water Optimization Study	350,000									
Total Investment in Capital	22,463,750	11,462,087	9,042,000	9,607,000	1,334,000	723,000	360,000	591,000	206,000	246,000
Less: Funding Sources										
Canada Community Building Fund (CCBF)	751,400	1,338,000	850,000							
OCIF			800,000		500,000					
Development Charges	30,000	3,600,000	6,200,000	3,200,000		36,000				
Reserves/ Reserve Funds	14,381,950									
Water Rates	3,882,500	1,178,087	1,192,000	607,000	834,000	651,000	360,000	591,000	206,000	246,000
Wastewater Rates	30,000					36,000				
Financing	3,387,900	5,346,000		5,800,000						
Total Other Funding Sources	22,463,750	11,462,087	9,042,000	9,607,000	1,334,000	723,000	360,000	591,000	206,000	246,000

Total Water Levy Impact

Town of Orangeville

Capital Projects

Project	11805.1070 CF - Rehabilitation & Optimiza -- Water Treatment Facility		
Department	Waterworks		
Version	3 Management Review 1	Year	2024

Description

Project Details

Analysis of longer-term municipal production wells' operating data indicates reduced water supply capacity at several of the Town's wells. Supply capacity may be restored at under-performing wells, investigating potential additional capacity at specific wells, redistributing water takings to maximize overall supply capacity while minimizing effects on local groundwater resources and other methods. An engineering consultant specializing in hydrogeology and water supply issues will be retained to complete a comprehensive study to review historic well data, current operating conditions and performance at each well, past rehabilitation works, analyze aquifer performance and longer-term water level trends, etc. The consultant will submit a report making recommendations on how the Town can optimize the overall supply capacity of the production wells system.

The 2023 budget estimate provides for an allowance for the re-drilling of Well 6. In 2018, Well 6 experienced a decrease in performance and an increase in turbidity when pumped at the allowable rate. The flow rate has been lowered in order to keep the turbidity at an acceptable rate. It is important for the Town's water supply to have this well operating at its design capacity.

Budget

	Total	2024	2025	2026	2027	2028	2029-2033
Expenditures	1,234,000	146,000	1,088,000				
Funding							
Grants							
From RF - Fed Gas Tax	1,219,000	131,000	1,088,000				
	1,219,000	131,000	1,088,000				
Transfers from Reserve/Reserve							
Trf from RF - Water	15,000	15,000					
	15,000	15,000					
Funding Total	1,234,000	146,000	1,088,000				

Attributes

Attribute	Value	Comment
Department	Waterworks	
Loc.Fleet.Eqpt	1070 Water Treatment Facility	
Budget Year	2021	
Priority	High	
Status	New Capital Project	
Project Type	Rehabilitation	
Service Life	15	
Approval Status	Approved	
Project Reference		
Activity	B1173 <Generated>	

Town of Orangeville

Capital Projects

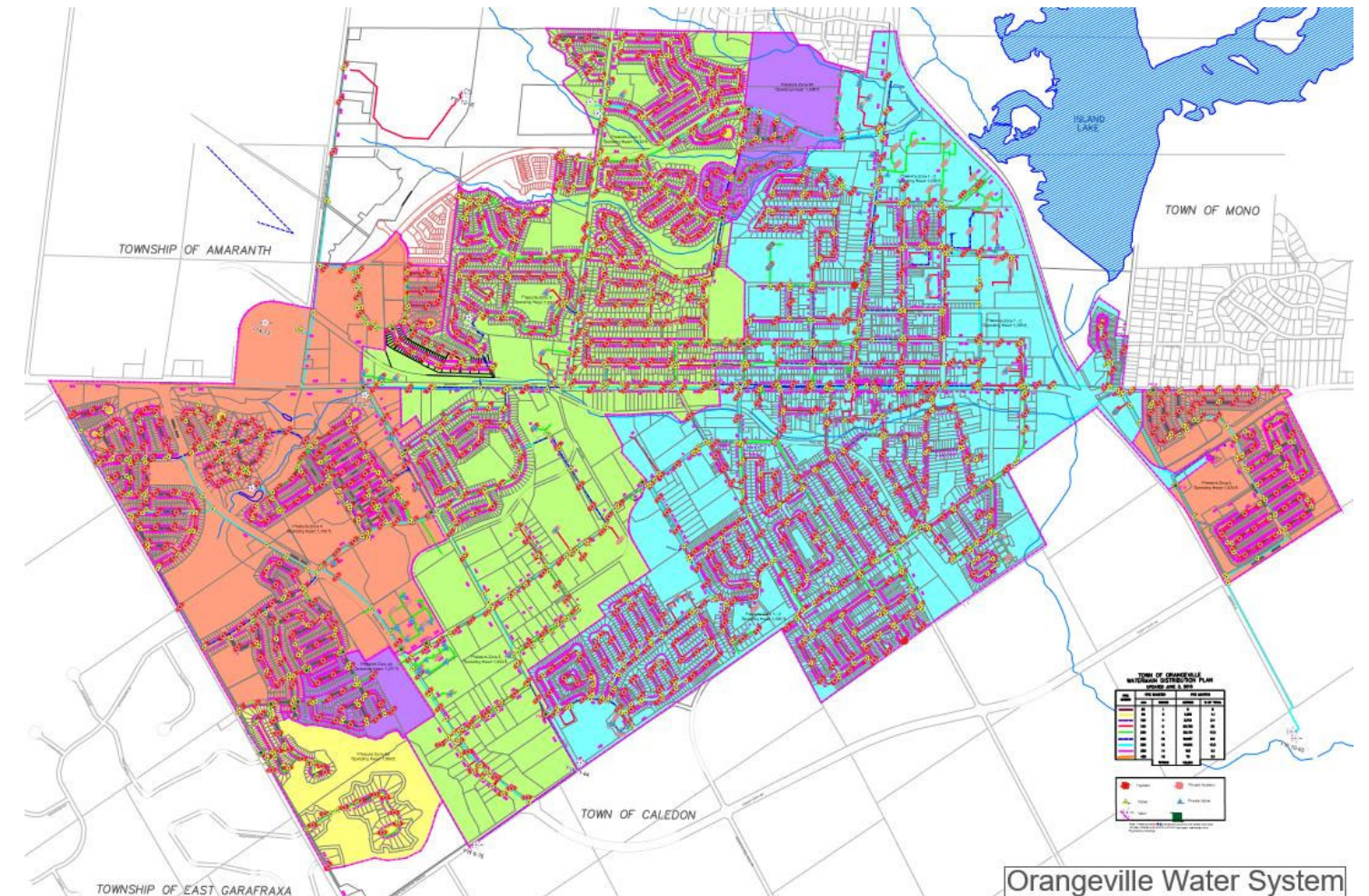
Project	11805.1070 CF - Rehabilitation & Optimiza -- Water Treatment Facility		
Department	Waterworks		
Version	3 Management Review 1	Year	2024

Attributes

Attribute	Value	Comment
Strategic Plan	Future-Readiness	The Town of Orangeville can prepare itself to meet the needs of tomorrow through thoughtful policymaking and well preparedness.
Other plans and studies		
Other plans and studies		
Procurement	Yes	Q1/Q2
Communications	No	
Information Technology	No	

Gallery

C:\Users\SPihe\PIctures\Screenshot 2020-10-09 141456.png



Town of Orangeville

Capital Projects

Project	21181.1070 CF - Electrical & Mechanical -- Water Treatment Facility		
Department	Waterworks		
Version	3 Management Review 1	Year	2024

Description

Project Details

The majority of electrical and mechanical equipment was installed at the water supply facilities prior to 1998. Useful life analysis indicates that this equipment is due for replacement. An allowance for condition assessments was provided in 2020. The assessments will take place in 2021. Necessary replacements and/or upgrades will be scheduled over the subsequent years (2022 to 2026)

Budget

	Total	2024	2025	2026	2027	2028	2029-2033
Expenditures	2,173,000	479,000		495,000	429,000	659,000	111,000
Funding							
Grants							
From RF - OCIF FC	500,000					500,000	
	500,000					500,000	
Transfers from Reserve/Reserve							
Trf from RF - Water	1,673,000	479,000		495,000	429,000	159,000	111,000
	1,673,000	479,000		495,000	429,000	159,000	111,000
Funding Total	2,173,000	479,000		495,000	429,000	659,000	111,000

Attributes

Attribute	Value	Comment
Department	Waterworks	
Loc.Fleet.Eqpt	0000	
Budget Year	2021	
Priority	Medium-Low	
Status	New Capital Project	
Project Type	Replacement	
Service Life	25 Years	
Approval Status	Approved	
Project Reference		
Activity	B0918 <Generated>	

Town of Orangeville

Capital Projects

Project	21181.1070 CF - Electrical & Mechanical -- Water Treatment Facility		
Department	Waterworks		
Version	3 Management Review 1	Year	2024

Attributes

Attribute	Value	Comment
Strategic Plan	Future-Readiness	Due diligence
Other plans and studies		
Other plans and studies		
Procurement	Yes	Q1/Q2
Communications	Yes	Q1/Q2
Information Technology	No	

Gallery

C:\Users\SPihe\Pictures\Electric Panel.jpg



Town of Orangeville

Capital Projects

Project	26043.0000 Dawson Rd watermain extension from existing to Broadway		
Department	Waterworks		
Version	3 Management Review 1	Year	2024

Description	
Project Details	
<p>This project involves the extension of the existing 250mm diameter watermain on Dawson Road by approximately 165 metres from its current end in front of 10 Dawson Road northwards to the existing watermain at Broadway. The project will also include the installation of a pressure sustaining/pressure reducing valve in a chamber, as the new watermain will provide a link between pressure zones 3 and 1 in the Town's water distribution system. Currently, there is no watermain connection between pressure zones 3 and 1 on Dawson Road between the Fire Station and Broadway. The installation of this new watermain will provide an additional link between the pressure zones, improving the efficiency of the water distribution system and improved flows between zones. The additional link between pressure zones will also provide some redundancy in the system when other boundary control valves are out of service for repairs or replacement.</p>	

Budget							
	Total	2024	2025	2026	2027	2028	2029-2033
Expenditures	620,400	620,400					
Funding							
Grants							
From RF - Fed Gas Tax	620,400	620,400					
	620,400	620,400					
Funding Total	620,400	620,400					

Attributes		
Attribute	Value	Comment
Department	Waterworks	
Loc.Fleet.Eqpt	0000	
Budget Year	2022	
Priority	Low	
Status	New Capital Project	
Project Type	New Construction	
Service Life	75 Years for watermain; 50 Years for PRV	This section of watermain connects two dead end pieces improving flow and quality
Approval Status	Approved	
Project Reference		
Activity	B0075 <Generated>	
Strategic Plan	Future-Readiness	Due Diligence
Other plans and studies		
Other plans and studies		

Town of Orangeville

Capital Projects

Project	26043.0000 Dawson Rd watermain extension from existing to Broadway		
Department	Waterworks		
Version	3 Management Review 1	Year	2024

Attributes		
Attribute	Value	Comment
Procurement	No	
Communications	Yes	Q3/Q4
Information Technology	No	

Town of Orangeville

Capital Projects

Project	26044.0000 High Lift Pump Rehabilitation/Replacement		
Department	Waterworks		
Version	3 Management Review 1	Year	2024

Description

Project Details

High lift pumps at the Dudgeon and South Sector Pump Station provide water to customers in Pressure Zones 3 and 5, respectively. All eight pumps need to be taken apart and either rehabilitated or replaced. Two pumps will be rehabilitated at each facility in both 2023 and 2024.

Budget

	Total	2024	2025	2026	2027	2028	2029-2033
Expenditures	110,000	110,000					
Funding							
Transfers from Reserve/Reserve							
Trf from RF - Water	110,000	110,000					
	110,000	110,000					
Funding Total	110,000	110,000					

Attributes

Attribute	Value	Comment
Department	Waterworks	
Loc.Fleet.Eqpt	0000	
Budget Year	2023	
Priority	Medium-Low	
Status	New Capital Project	
Project Type	New Acquisition	
Service Life	25 Years	
Approval Status	Approved	
Project Reference		
Activity	B0920 <Generated>	
Strategic Plan	Future-Readiness	Due diligence
Other plans and studies		
Other plans and studies		

Town of Orangeville

Capital Projects

Project	26044.0000 High Lift Pump Rehabilitation/Replacement		
Department	Waterworks		
Version	3 Management Review 1	Year	2024

Attributes

Attribute	Value	Comment
Procurement	Yes	Q1/Q2
Communications	No	
Information Technology	Yes	Q3/Q4

Town of Orangeville

Capital Projects

Project	33081.0000 CF - Disinfection - UV Replacements --		
Department	Waterworks		
Version	3 Management Review 1	Year	2024

Description

Project Details

Existing UV reactors at Wells 2, 8, 9 and 10 are nearing the end of their useful life. Existing UV reactors will be replaced with 2nd generation units. The unit at Well 8 & 8B will be replaced when the well is out of service for other work in 2022. Well 9 will be replaced in 2023, Well 2 in 2024 and Well 10 in 2025.

Budget

	Total	2024	2025	2026	2027	2028	2029-2033
Expenditures	156,000	156,000					
Funding							
Transfers from Reserve/Reserve							
Trf from RF - Water	156,000	156,000					
	156,000	156,000					
Funding Total	156,000	156,000					

Attributes

Attribute	Value	Comment
Department	Waterworks	
Loc.Fleet.Eqpt	0000	
Budget Year	2021	
Priority	Medium-High	
Status	New Capital Project	
Project Type	Replacement	
Service Life	15 Years	
Approval Status	Approved	
Project Reference		
Activity	B0117 <Generated>	
Strategic Plan	Future-Readiness	Due diligence
Other plans and studies		
Other plans and studies		

Town of Orangeville

Capital Projects

Project	33081.0000 CF - Disinfection - UV Replacements --		
Department	Waterworks		
Version	3 Management Review 1	Year	2024

Attributes

Attribute	Value	Comment
Procurement	No	
Communications	No	
Information Technology	Yes	Q3/Q4

Gallery

UV System



Town of Orangeville

Capital Projects

Project	33084.0000 CF - Filter Media Rehabilitation --		
Department	Waterworks		
Version	3 Management Review 1	Year	2024

Description

Project Details

This project will replace filter media at Wells 2, 8, 9, 10 and 12. It will include investigation of alternative filter medias to eliminate the need of Potassium Permanganate dosing at Well 10 and design filter vessel upgrades for Wells 2, 9, 10 and 12.

Budget

	Total	2024	2025	2026	2027	2028	2029-2033
Expenditures	505,600	91,000	414,600				
Funding							
Transfers from Reserve/Reserve							
Trf from RF - Water	505,600	91,000	414,600				
	505,600	91,000	414,600				
Funding Total	505,600	91,000	414,600				

Attributes

Attribute	Value	Comment
Department	Waterworks	
Loc.Fleet.Eqpt	0000	
Budget Year	2021	
Priority	Medium-Low	
Status	New Capital Project	
Project Type	Rehabilitation	
Service Life	10 Years	
Approval Status	Approved	
Project Reference		
Activity	B1063 <Generated>	
Strategic Plan	Future-Readiness	Due diligence
Other plans and studies		
Other plans and studies		

Town of Orangeville

Capital Projects

Project	33084.0000 CF - Filter Media Rehabilitation --		
Department	Waterworks		
Version	3 Management Review 1	Year	2024

Attributes

Attribute	Value	Comment
Procurement	No	
Communications	No	
Information Technology	Yes	Q3

Gallery

Well 8B/8C Filter Vessel



Town of Orangeville

Capital Projects

Project	33099.0000 CF - Well Treatment - GUDI Upg --		
Department	Waterworks		
Version	3 Management Review 1	Year	2024

Description

Project Details

Following the Walkerton Tragedy in 2000, the Ministry of the Environment and Climate Change (MOECC) required additional treatment requirements for municipal drinking water supplies. Filtration and UV disinfection were installed at the Town's GUDI wells to ensure appropriate primary disinfection is achieved and to comply with the Safe Drinking Water Act, 2002. A Municipal Drinking Water Licence (MDWL) and Drinking Water Works Permit (DWWP) were issued by the MOECC outlining these treatment requirements. Through the MDWL and DWWP renewal process in 2015, the MOECC has advised the Town that additional disinfection is required to meet the treatment requirements of the Safe Drinking Water Act, 2002. These upgrades will involve adding pre-chlorination and/or ensuring sufficient chlorine contact time at Wells 2A, 5 and 5A, 8B and 8C, 9A and 9B, 10, and 12. Engineering and SCADA programming services are required to assess the optimum capital and operating improvements needed to meet this regulatory requirement. Preliminary upgrades were put in service by the end of November 2016. Further assessments have since been completed and in order to operate these systems properly, additional chlorine contact infrastructure needs to be built at Wells 5 and 5A (chlorine contact tank), 2A (chlorine contact pipe), and 10 (adding baffles to an existing tank). The Well 5/5A chlorine contact infrastructure will be completed as part of a new project for additional water storage capacity at Well 5/5A in order to be able to take the WSR offline for rehabilitation.

Budget

	Total	2024	2025	2026	2027	2028	2029-2033
Expenditures	1,750,000	1,750,000					
Funding							
External Financing							
Financing - External	3,387,900	3,387,900					
	3,387,900	3,387,900					
Funding Total	3,387,900	3,387,900					

Attributes

Attribute	Value	Comment
Department	Waterworks	
Loc.Fleet.Eqpt	0000	
Budget Year	2016	
Priority	Mandatory	
Status	Existing Capital Project	
Project Type	Upgrade	
Service Life	15 Years	
Approval Status	Approved	
Project Reference	GUDI Well Treatment Upgrades	
Activity	33099 CF - Well Treatment - GUDI Upg	
Strategic Plan	Future-Readiness	Due diligence
Other plans and studies		
Other plans and studies		

Town of Orangeville

Capital Projects

Project	33099.0000 CF - Well Treatment - GUDI Upg --		
Department	Waterworks		
Version	3 Management Review 1	Year	2024

Attributes

Attribute	Value	Comment
Procurement	No	
Communications	Yes	Q3/Q4
Information Technology	Yes	Q3/Q4

Gallery

Water Storage Facility - Well 5/5A site



Town of Orangeville

Capital Projects

Project	B0078.0000 Well 6 and 11 Treatment Analysis		
Department	Waterworks		
Version	3 Management Review 1	Year	2024

Description	
Project Details	
<p>This project involves the design of an iron filtration and removal system for Wells 6 and 11. The first year of the project will involve enhanced water quality testing and an engineering study to determine the optimum method of iron control. The second year of the project will involve the supply and installation of the iron filtration and removal equipment. Elevated iron concentrations in the groundwater pumped from Wells 6 & 11 have resulted in challenges to maintaining aesthetic water quality in the areas of Town near the wells. The elevated iron concentrations result in more frequent customer complaints regarding discoloured water, and a need for increased flushing and maintenance efforts in the affected areas of the water distribution system.</p>	

Budget							
	Total	2024	2025	2026	2027	2028	2029-2033
Expenditures	1,791,000	235,000	1,556,000				
Funding							
Transfers from Reserve/Reserve							
Trf from RF - Water	235,000	235,000					
	235,000	235,000					
External Financing							
Financing - External	1,556,000		1,556,000				
	1,556,000		1,556,000				
Funding Total	1,791,000	235,000	1,556,000				

Attributes		
Attribute	Value	Comment
Department	Waterworks	
Loc.Fleet.Eqpt	0000	
Budget Year	2021	
Priority	Medium-Low	
Status	New Capital Project	
Project Type	New Construction	
Service Life	25 Years	
Approval Status	Approved	
Project Reference		
Activity	B0078 <Generated>	

Town of Orangeville

Capital Projects

Project	B0078.0000 Well 6 and 11 Treatment Analysis		
Department	Waterworks		
Version	3 Management Review 1	Year	2024

Attributes		
Attribute	Value	Comment
Strategic Plan	Future-Readiness	Due diligence
Other plans and studies		
Other plans and studies		
Procurement	No	
Communications	No	
Information Technology	Yes	2026

Town of Orangeville

Capital Projects

Project	B0931.0000 Dudgeon Generator Replacement		
Department	Waterworks		
Version	3 Management Review 1	Year	2024

Description	
Project Details	
<p>The standby generator at Dudgeon Pump Station ensures a continuous supply of water to customers in Pressure Zone 3 (a band running north-south through the centre of Orangeville) during power outages. The existing generator has exceeded its useful life and is scheduled for replacement in 2027.</p>	

Budget							
	Total	2024	2025	2026	2027	2028	2029-2033
Expenditures	113,000	113,000					
Funding							
Transfers from Reserve/Reserve							
Trf from RF - Water	113,000	113,000					
	113,000	113,000					
Funding Total	113,000	113,000					

Attributes		
Attribute	Value	Comment
Department	Waterworks	
Loc.Fleet.Eqpt	0000	
Budget Year	2027	
Priority	Medium-Low	
Status	New Capital Project	
Project Type	Replacement	
Service Life	25 Years	
Approval Status	Approved	
Project Reference		
Activity	B0931 <Generated>	
Strategic Plan	Future-Readiness	Due diligence
Other plans and studies		
Other plans and studies		

Town of Orangeville

Capital Projects

Project	B0931.0000 Dudgeon Generator Replacement		
Department	Waterworks		
Version	3 Management Review 1	Year	2024

Attributes		
Attribute	Value	Comment
Procurement	No	
Communications	No	
Information Technology	No	

Town of Orangeville

Capital Projects

Project	B1079.4810 Equipment Replacement - Backhoe 1		
Department	Waterworks		
Version	3 Management Review 1	Year	2024

Description	
Project Details	
<p>Backhoe 1 is a 2009 Case 580SM Backhoe. This backhoe is anticipated to have a useful life of 15 years and is being scheduled for replacement in 2024.</p>	

Budget							
	Total	2024	2025	2026	2027	2028	2029-2033
Expenditures	220,000	220,000					
Funding							
Transfers from Reserve/Reserve							
Trf from RF - Water	220,000	220,000					
	220,000	220,000					
Funding Total	220,000	220,000					

Attributes		
Attribute	Value	Comment
Department	Waterworks	
Loc.Fleet.Eqpt	4810 WA Backhoe #1	
Budget Year	2024	
Priority	Low	
Status	New Capital Project	
Project Type	Replacement	
Service Life	15 Years	
Approval Status	Approved	
Project Reference		
Activity	B1079 <Generated>	
Strategic Plan	Future-Readiness	Due diligence
Other plans and studies		
Other plans and studies		

Town of Orangeville

Capital Projects

Project	B1079.4810 Equipment Replacement - Backhoe 1		
Department	Waterworks		
Version	3 Management Review 1	Year	2024

Attributes		
Attribute	Value	Comment
Procurement	Yes	Q1/Q2
Communications	No	
Information Technology	No	

Town of Orangeville

Capital Projects

Project	B1290.0000 Well Rehab and Pump Replacement Program		
Department	Waterworks		
Version	3 Management Review 1	Year	2024

Description	
Project Details	
<p>Pump wear can be impacted by frequency of use, sediment in water, motor, etc. Unplanned equipment failures puts a stress on the water distribution system. A 10-year replacement cycle is recommended in order to avoid premature failures.. The MECP requires that a well be fully inspected when a pump is removed for maintenance purposes to ensure that the well is functioning properly. This program will ensure that the wells will perform optimally by keeping them clean from precipitate and sediment buildup. The project allows for a stainless-steel liner installation on those wells that have not been rehabilitated within the past 10 years.</p>	

Budget							
	Total	2024	2025	2026	2027	2028	2029-2033
Expenditures	1,290,000	150,000	143,000	16,000	28,000	134,000	819,000
Funding							
Transfers from Reserve/Reserve							
Trf from RF - Water	1,290,000	150,000	143,000	16,000	28,000	134,000	819,000
	1,290,000	150,000	143,000	16,000	28,000	134,000	819,000
Funding Total	1,290,000	150,000	143,000	16,000	28,000	134,000	819,000

Attributes		
Attribute	Value	Comment
Department	Waterworks	
Loc.Fleet.Eqpt	0000	
Budget Year	2023	
Priority	Medium-High	
Status	New Capital Project	
Project Type	Rehabilitation	
Service Life	10	
Approval Status	Approved	
Project Reference		
Activity	B1290 <Generated>	
Strategic Plan	Future-Readiness	Due diligence
Other plans and studies		
Other plans and studies		

Town of Orangeville

Capital Projects

Project	B1290.0000 Well Rehab and Pump Replacement Program		
Department	Waterworks		
Version	3 Management Review 1	Year	2024

Attributes		
Attribute	Value	Comment
Procurement	No	
Communications	No	
Information Technology	Yes	Q3 various years (minimal)

Gallery

C:\Users\SPihe\PIctures\Well 2\processed-a600f7d9-f109-4200-a495-630ef17130c6_zRlx9pA9.jpeg



Town of Orangeville

Capital Projects

Project	B1291.0000 PRV Replacement Program		
Department	Waterworks		
Version	3 Management Review 1	Year	2024

Description

Project Details

The Town of Orangeville's water system has four major pressure zones and three secondary pressure zones. The zones are interconnected by twenty-four boundary control valve (PRV) locations housing thirty-three active valves; eleven locations have two valves.

In 2023, a PRV maintenance program will commence that will target scheduled inspection and maintenance of 25% of the PRVs on a rotating basis. It is anticipated that the first few years will identify a number of PRVs that are at the end of their life and the 4-year capital replacement program is intended to catch up on deficiencies.

Budget

	Total	2024	2025	2026	2027	2028	2029-2033
Expenditures	450,000	90,000	90,000	90,000	90,000	90,000	
Funding							
Transfers from Reserve/Reserve							
Trf from RF - Water	450,000	90,000	90,000	90,000	90,000	90,000	
Funding Total	450,000	90,000	90,000	90,000	90,000	90,000	

Attributes

Attribute	Value	Comment
Department	Waterworks	
Loc.Fleet.Eqpt	0000	
Budget Year	2023	
Priority	High	
Status	New Capital Project	
Project Type	Replacement	
Service Life	15	
Approval Status	Approved	
Project Reference		
Activity	B1291 <Generated>	
Strategic Plan	Future-Readiness	Due diligence
Other plans and studies		
Other plans and studies		

Town of Orangeville

Capital Projects

Project	B1291.0000 PRV Replacement Program		
Department	Waterworks		
Version	3 Management Review 1	Year	2024

Attributes

Attribute	Value	Comment
Procurement	Yes	Q1/Q2
Communications	No	
Information Technology	No	

Gallery

C:\Users\SPihe\PIctures\PRV.jpg



Town of Orangeville

Capital Projects

Project	B1294.0000 Supply and Installation of Replacement NTU and CL2 Analyzers		
Department	Waterworks		
Version	3 Management Review 1	Year	2024

Description

Project Details

The measurement of turbidity and chlorine residual is a regulatory requirement for providing safe drinking water. NTU analyzers measure turbidity and chlorine analyzers measure chlorine residual which ensures that enough chlorine was added to the water to inactivate bacteria and viruses. The age of many analyzers is well past the 14 year life cycle recommended by manufacturers. Many were installed in 2002/2003. Due to the aging instrumentation, there have been some recent failures of the NTU analyzers. Replacing the current units with one manufacturer will allow for better pricing and efficiencies for Staff.

Budget

	Total	2024	2025	2026	2027	2028	2029-2033
Expenditures	440,000	440,000					
Funding							
Transfers from Reserve/Reserve							
Trf from RF - Water	440,000	440,000					
	440,000	440,000					
Funding Total	440,000	440,000					

Attributes

Attribute	Value	Comment
Department	Waterworks	
Loc.Fleet.Eqpt	0000	
Budget Year	2023	
Priority	High	
Status	New Capital Project	
Project Type	Replacement	
Service Life	15	
Approval Status	Approved	
Project Reference		
Activity	B1294 <Generated>	
Strategic Plan	Future-Readiness	Due diligence
Other plans and studies		
Other plans and studies		

Town of Orangeville

Capital Projects

Project	B1294.0000 Supply and Installation of Replacement NTU and CL2 Analyzers		
Department	Waterworks		
Version	3 Management Review 1	Year	2024

Attributes

Attribute	Value	Comment
Procurement	Yes	Q1/Q2
Communications	No	
Information Technology	Yes	Q3/Q4

Gallery

C:\Users\SPihe\PIictures\NTUs\processed-b4e9eee8-1dc0-4c58-a5c5-c676b450b187_deUSyY2J.jpeg



Town of Orangeville

Capital Projects

Project	B1295.3950 South Sector Reservoir Inspection and Upgrades		
Department	Waterworks		
Version	3 Management Review 1	Year	2024

Description

Project Details

The South Sector Reservoir (SSR) is due for a full clean out and structural inspection of the in-ground reservoir and the Reservoir building in 2025. A structural integrity inspection of the facility, including design and installation of baffles for the Well 10 and Well 12 clearwells will be conducted as part of this project. The baffles will provide better mixing and improved water quality. Past inspections of the SSR indicated that the access ladders need to be replaced. An allowance has been made for the repairs including the addition of stairs to provide safe access to the sump pits.

Budget

	Total	2024	2025	2026	2027	2028	2029-2033
Expenditures	380,000	80,000	300,000				
Funding							
Transfers from Reserve/Reserve							
Trf from RF - Water	380,000	80,000	300,000				
	380,000	80,000	300,000				
Funding Total	380,000	80,000	300,000				

Attributes

Attribute	Value	Comment
Department	Waterworks	
Loc.Fleet.Eqpt	3950 Reservoirs	
Budget Year	2023	
Priority	Mandatory	
Status	New Capital Project	
Project Type	Rehabilitation	
Service Life	15	
Approval Status	Approved	
Project Reference		
Activity	B1295 <Generated>	
Strategic Plan	Future-Readiness	Due diligence
Other plans and studies		
Other plans and studies		

Town of Orangeville

Capital Projects

Project	B1295.3950 South Sector Reservoir Inspection and Upgrades		
Department	Waterworks		
Version	3 Management Review 1	Year	2024

Attributes

Attribute	Value	Comment
Procurement	No	
Communications	No	
Information Technology	Yes	Q3/Q4

Gallery

C:\Users\SPihe\PIictures\SSR\processed-f152f47e-266b-418a-94ad-5065f9553156_NKG7oC08 (2).jpeg



Town of Orangeville

Capital Projects

Project	B1304.0000 Water and Wastewater Rate Study		
Department	Waterworks		
Version	3 Management Review 1	Year	2024

Description	
Project Details	
<p>Every 5 years, the Town must undertake a water and wastewater rate study and prepare a Water Financial Plan in accordance with Ontario Regulation (O.Reg.) 453/07. The 2025 study is an update to the Town's 2020 Water and Wastewater Rate Study. The outcome will provide the recommended rate forecast to address full costs of the municipal systems, including annual operating and capital expenditures from both a lifecycle and growth-related perspective. The study will:</p> <ul style="list-style-type: none"> • Verify water and wastewater service demand assumptions based on analysis of historical consumption and recent trends; • Estimate future consumption levels • Identify all current and future water and wastewater system operating and capital needs to assess the immediate and longer-term implications. 	

Budget							
	Total	2024	2025	2026	2027	2028	2029-2033
Expenditures	198,000	90,000					108,000
Funding							
Transfers from Reserve/Reserve							
Trf from RF - Water	66,000	30,000					36,000
Trf from RF - Wastewater	66,000	30,000					36,000
	132,000	60,000					72,000
Development Charges							
From DC RF - Water	66,000	30,000					36,000
	66,000	30,000					36,000
Funding Total	198,000	90,000					108,000

Attributes		
Attribute	Value	Comment
Department	Waterworks	
Loc.Fleet.Eqpt	0000	
Budget Year	2023	
Priority	Legislated	
Status	New Capital Project	
Project Type	New Acquisition	
Service Life	5	
Approval Status	Approved	
Project Reference		

Town of Orangeville

Capital Projects

Project	B1304.0000 Water and Wastewater Rate Study		
Department	Waterworks		
Version	3 Management Review 1	Year	2024

Attributes		
Attribute	Value	Comment
Activity	B1304 <Generated>	
Strategic Plan	Future-Readiness	The Town of Orangeville can prepare itself to meet the needs of tomorrow through thoughtful policymaking and well preparedness.
Other plans and studies		
Other plans and studies		
Procurement	Yes	Q1/Q2
Communications	Yes	Q1/Q2
Information Technology	No	

Gallery

C:\Users\SPIhel\Pictures\Water Rates Study.png



Town of Orangeville

Capital Projects

Project	B1344.4036 Covered Trailer		
Department	Waterworks		
Version	3 Management Review 1	Year	2024

Description	
Project Details	
16' enclosed trailer for excavation works & equipment. Includes generator and workbench.	

Budget							
	Total	2024	2025	2026	2027	2028	2029-2033
Expenditures	28,000	28,000					
Funding							
Transfers from Reserve/Reserve							
Trf from RF - Water	28,000	28,000					
	28,000	28,000					
Funding Total	28,000	28,000					

Attributes		
Attribute	Value	Comment
Department	Waterworks	
Loc.Fleet.Eqpt	4036 Parks Landscape Trailer	
Budget Year	2024	
Priority	Medium-High	
Status	New Capital Project	
Project Type	New Acquisition	
Service Life	12	
Approval Status	Approved	
Project Reference		
Activity	B1344 <Generated>	
Strategic Plan	Future-Readiness	Capacity - due diligenge
Other plans and studies	Asset Management Plan	Level of Service - Water - Ability to respond more effectively to watermain breaks
Other plans and studies		

Town of Orangeville

Capital Projects

Project	B1344.4036 Covered Trailer		
Department	Waterworks		
Version	3 Management Review 1	Year	2024

Attributes		
Attribute	Value	Comment
Procurement	No	
Communications	No	
Information Technology	No	

Town of Orangeville

Capital Projects

Project	B1346.4036 Valve Turner Replacement		
Department	Waterworks		
Version	3 Management Review 1	Year	2024

Description	
Project Details	
Trailer Mounted Water Valve Exerciser	

Budget						
	Total	2024	2025	2026	2027	2028 2029-2033
Expenditures	130,000	130,000				
Funding						
Transfers from Reserve/Reserve						
Trf from RF - Water	130,000	130,000				
	130,000	130,000				
Funding Total	130,000	130,000				

Attributes		
Attribute	Value	Comment
Department	Waterworks	
Loc.Fleet.Eqpt	4036 Parks Landscape Trailer	
Budget Year	2024	
Priority	Medium-High	
Status	New Capital Project	
Project Type	Replacement	
Service Life	10	
Approval Status	Approved	
Project Reference		
Activity	B1346 <Generated>	
Strategic Plan	Future-Readiness	Due diligence
Other plans and studies	Asset Management Plan	Lifecycle Management
Other plans and studies		

Town of Orangeville

Capital Projects

Project	B1346.4036 Valve Turner Replacement		
Department	Waterworks		
Version	3 Management Review 1	Year	2024

Attributes		
Attribute	Value	Comment
Procurement	Yes	Q1 - 2024
Communications	No	
Information Technology	No	

Town of Orangeville

Capital Projects

Project	B1363.0000 Watermain Rehabilitation Program		
Department	Waterworks		
Version	3 Management Review 1	Year	2024

Description	
Project Details	
<p>The watermain rehabilitation program is to renew watermains for structural improvement to reduce leakage and decrease repair frequencies. The program is based on replacing asbestos concrete watermains and sections with a history of watermain breaks. It includes additions to link dead end mains for water quality improvement.</p>	

Budget							
	Total	2024	2025	2026	2027	2028	2029-2033
Expenditures	217,500	217,500					
Funding							
Transfers from Reserve/Reserve							
Trf from RF - Water	217,500	217,500					
	217,500	217,500					
Funding Total	217,500	217,500					

Attributes		
Attribute	Value	Comment
Department	Waterworks	
Loc.Fleet.Eqpt	0000	
Budget Year	2024	
Priority	High	
Status	New Capital Project	
Project Type	Rehabilitation	
Service Life	75	
Approval Status	Approved	
Project Reference		
Activity	B1363 <Generated>	
Strategic Plan	Future-Readiness	
Other plans and studies	Asset Management - Risk Management and Sustainable Infrastructure	The Town of Orangeville can prepare itself to meet the needs of tomorrow through thoughtful policymaking and well preparedness.

Town of Orangeville

Capital Projects

Project	B1363.0000 Watermain Rehabilitation Program		
Department	Waterworks		
Version	3 Management Review 1	Year	2024

Attributes		
Attribute	Value	Comment
Other plans and studies		
Procurement	Yes	Q1/Q2 this is a 10 year program
Communications	No	
Information Technology	No	

Town of Orangeville

Capital Projects

Project	B1365.3910 Well 10 WTP Clear Well Baffling Curtains		
Department	Waterworks		
Version	3 Management Review 1	Year	2024

Description

Project Details

Two-stage primary disinfection is required at Well 10. The first stage is achieved using ultraviolet (UV) light. The second stage is achieved using chlorination and contact time. There is currently insufficient chlorine contact time provided on site at the Well 10 water treatment plant (WTP). The installation of baffling curtains inside the existing 100 m3 capacity clear well at the Well 10 WTP will significantly increase chlorine mixing in the treated water. 100% of the required contact time will be achieved inside the clear well once the baffling curtains are installed. This will reduce the amount of sodium hypochlorite (chlorine) solution required at the Well 10 WTP by approximately 2,000 litres per year.

Budget

	Total	2024	2025	2026	2027	2028	2029-2033
Expenditures	198,000	198,000					
Funding							
Transfers from Reserve/Reserve							
Trf from RF - Water	198,000	198,000					
	198,000	198,000					
Funding Total	198,000	198,000					

Attributes

Attribute	Value	Comment
Department	Waterworks	
Loc.Fleet.Eqpt	3910 Well 10	
Budget Year	2024	
Priority	High	
Status	New Capital Project	
Project Type	Rehabilitation	
Service Life	25	
Approval Status	Approved	
Project Reference		
Activity	B1365 <Generated>	
Strategic Plan	Future-Readiness	
Other plans and studies	Asset Management Plan - Sustainable infrastrucure	
Other plans and studies		

Town of Orangeville

Capital Projects

Project	B1365.3910 Well 10 WTP Clear Well Baffling Curtains		
Department	Waterworks		
Version	3 Management Review 1	Year	2024

Attributes

Attribute	Value	Comment
Procurement	Yes	
Communications	No	
Information Technology	No	

Town of Orangeville

Capital Projects

Project	B1408.0000 Water Optimization Study		
Department	Waterworks		
Version	3 Management Review 1	Year	2024

Description
Project Details
<p>An engineering consultant specializing in hydrogeology and water supply issues will be retained to complete a comprehensive study to review historic well data, current operating conditions and performance at various wells, past rehabilitation works, analyze aquifer performance and longer-term water level trends, etc. The consultant will submit a report(s) making recommendations on how the Town can optimize the overall supply capacity of the production well system and improve the water quality at several well sites.</p> <p>The study is to evaluate the performance potential, interactions for drilled sources of supply located on Town-owned sites to make recommendation on optimizing known sources, including:</p> <ul style="list-style-type: none"> • Potential for additional capacity at specific wells. • Redistributing water takings to maximize overall supply capacity while minimizing effects on local groundwater resources. • Opportunities for new water source(s) by investigating locations that have historic drilled wells that are currently not used as a supply source. • Opportunities for new test well locations. • Changes to the levels of various parameters of concern in drinking water to see if certain wells require treatment adjustments.

Budget							
	Total	2024	2025	2026	2027	2028	2029-2033
Expenditures	350,000	350,000					
Funding							
Transfers from Reserve/Reserve							
Trf from RF - Water	350,000	350,000					
	350,000	350,000					
Funding Total	350,000	350,000					

Attributes		
Attribute	Value	Comment
Department	Waterworks	
Loc.Fleet.Eqpt	0000	
Budget Year	2024	
Priority	High	
Status	New Capital Project	
Project Type	New Acquisition	
Service Life	10	
Approval Status	Approved	
Project Reference		
Activity	B1408 <Generated>	
Strategic Plan	Future-Readiness	
Other plans and studies		
Other plans and studies		

Town of Orangeville

Capital Projects

Project	B1408.0000 Water Optimization Study		
Department	Waterworks		
Version	3 Management Review 1	Year	2024

Attributes		
Attribute	Value	Comment
Procurement	Yes	
Communications	No	
Information Technology	No	

Public Works // Wastewater 2024 Operating Budget - 5 Years

	2022 Actuals	2023 Approved Budget	2024 Proposed Budget	2024 \$ Change	2024 % Change	2025 Proposed Budget	2026 Proposed Budget	2027 Proposed Budget	2028 Proposed Budget
Wastewater									
User Fees	(6,275,992)	(6,596,333)	(6,727,267)	(130,934)	2.0%	(6,836,725)	(6,950,992)	(7,094,583)	(7,243,314)
Grants	(295,122)								
Agreement and Lease Revenue	(147,732)	(84,900)	(86,600)	(1,700)	2.0%	(88,300)	(90,100)	(91,900)	(93,700)
Other Revenues	(163,498)								
Sub-total Revenues:	(6,882,343)	(6,681,233)	(6,813,867)	(132,634)	2.0%	(6,925,025)	(7,041,092)	(7,186,483)	(7,337,014)
Compensation	887,029	1,115,803	1,179,798	63,995	5.7%	1,211,449	1,244,105	1,277,801	1,312,519
Insurance	129,532	145,076	183,337	38,261	26.4%	201,670	221,838	244,022	268,423
Credit Valley Conservation Authority	148,596	150,825	153,087	2,262	1.5%	155,384	157,714	160,080	162,481
Property Tax	16,496	35,993	35,993			35,993	35,993	35,993	35,993
Professional Development and Assoc. Fees	9,874	16,840	17,385	545	3.2%	17,430	18,300	18,300	18,300
Office and Administration	7,704	30,230	33,502	3,272	10.8%	33,889	34,292	34,710	35,146
Public Relations, Promotions and Events		200	1,700	1,500	750.0%	1,700	1,700	1,700	1,700
Licences and Support	917	1,035	1,060	25	2.4%	1,060	1,060	1,060	1,060
Service and Lease Agreements	39,499	159,487	206,642	47,155	29.6%	181,784	192,020	214,851	217,784
Safety Equipment and Clothing	2,067	5,300	5,300			5,300	6,550	6,550	6,550
Utilities	450,748	539,163	530,194	(8,969)	(1.7%)	583,213	641,535	705,689	776,258
Fuel	4,156	2,794	4,779	1,985	71.0%	5,257	5,783	6,361	6,997
Materials and Supplies	305,538	263,000	353,000	90,000	34.2%	353,000	353,000	353,000	353,000
Maintenance and Repairs	157,739	93,527	103,023	9,496	10.2%	105,129	107,247	110,868	116,492
Equipment Purchases	64,359	46,000	46,000			47,000	48,000	49,000	50,000
Outside Services	1,605,114	1,395,650	1,473,050	77,400	5.5%	1,463,850	1,487,450	1,503,906	1,525,671
Professional Fees	6,004	169,700	170,500	800	0.5%	195,700	195,900	199,600	199,600
Inter-Departmental Re-Allocations	466,969	527,212	551,699	24,487	4.6%	564,276	566,806	569,600	571,151
Sub-total Expenses:	4,302,341	4,697,835	5,050,049	352,214	7.5%	5,163,084	5,319,293	5,493,091	5,659,125



	2022 Actuals	2023 Approved Budget	2024 Proposed Budget	2024 \$ Change	2024 % Change	2025 Proposed Budget	2026 Proposed Budget	2027 Proposed Budget	2028 Proposed Budget
Principal Re-payments	727,343	743,364	729,577	(13,787)	(1.9%)	740,337	748,439	749,507	750,630
Interest Expense	576,182	573,119	533,286	(39,833)	(7.0%)	541,479	539,835	512,874	486,995
Debt Service Charges	1,303,525	1,316,483	1,262,863	(53,620)	(4.1%)	1,281,816	1,288,274	1,262,381	1,237,625
Transfers to(from) Reserve	1,276,477	666,915	500,955	(165,960)	(24.9)	480,125	433,525	431,011	440,264
Total Transfers	1,276,477	666,915	500,955	(165,960)	(24.9%)	480,125	433,525	431,011	440,264

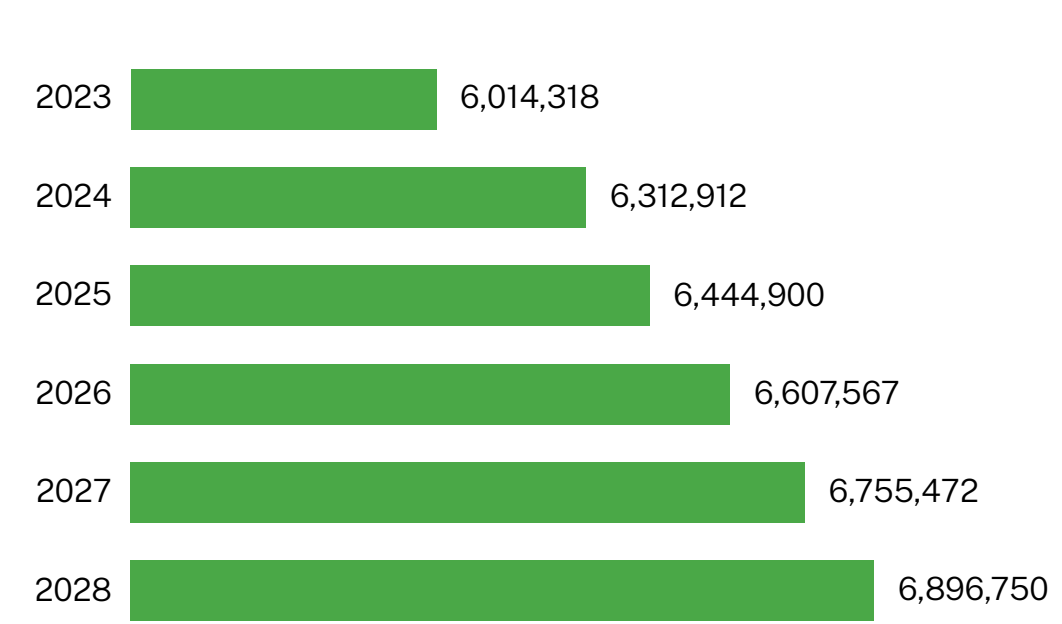
Total Wastewater Levy Impact



Public Works // Wastewater 2024 Operating Budget - 5 Years

	2022 Actuals	2023 Approved Budget	2024 Proposed Budget	2024 \$ Change	2024 % Change	2025 Proposed Budget	2026 Proposed Budget	2027 Proposed Budget	2028 Proposed Budget
Total Expenses:	5,605,866	6,014,318	6,312,912	405,834	11.6%	6,444,900	6,607,567	6,755,472	6,896,750

5 Year Expenses - Operating



Material Drivers 2024-2028

	2024	2025	2026	2027	2028
One-Time Items					
Electronic Logbook Integration	35,000	(27,500)			
Credit River Monitoring Data Consolidation	25,000	(25,000)			
Inflationary Impact					
Sewer Billing	(130,934)	(109,458)	(114,267)	(143,591)	(148,731)
Salaries & Benefits	68,292	31,651	32,656	33,696	34,718
Insurance	38,261	18,333	20,168	22,184	24,401
Biosolids Disposals	14,600	14,800	15,100	15,456	15,765
Chemicals costs	90,000				
Utilities	17,959	52,164	57,381	63,119	69,430
Inter-departmental -IT	11,837	12,577			
Debt Service Charges	(53,620)	18,953	6,458	(25,893)	(24,758)
Transfer to(from) Reserve	(198,960)	(20,830)	(46,600)		
Service Level Impact					
Sanitary Manhole Repairs	30,000				
Increase in maintenance and upkeep of WPCP Property	7,000				
Video Advertisements	1,500				
Electronic Logbook Subscriptions	15,000		7,500	20,000	
New Wastewater Vehicle -Lease and Maintenance Costs	17,085				

Individual Drivers not exceeding \$10,000 have been excluded



Public Works // Wastewater 2024 Capital Budget - 10 Years

	2024	2025	2026	2027	2028	2029	2030	2031	2032	2033
20 Capital Fund										
Division: 630 Wastewater										
11788.1060 CF - Inflow and Infiltrtn Stn - WPCP	160,910						170,000			
11803.0000 CF - SCADA Master Plan	150,000									
20362.0000 CF - SCADA Server Replacement	402,163									
20419.1060 CF - Detritor Centre Unit Repl - WPCP	944,744									
21182.1060 CF - Digester No 2 Refurb - WPCP	4,739,427									
26018.0000 CF - Clarifier 3 Centre Unit	1,420,000									
26019.0000 Mixer # 6 Replacement		17,000					17,000			
26022.1060 Mixer #4 Replacement - WPCP				17,000						
26025.1060 CF - Sump Pump Replacements - WPCP								10,000		
26027.1060 Mixer # 5 Replacement - WPCP				17,000						
26034.1060 CF - Headworks - Pumping Equipment - WPCP	16,000									
26039.0000 CF - Thickening Tank Centre Unit	72,000	448,000								
26040.1060 Sludge Storage Tank Rehabilitation	100,000	500,000								
26042.1060 MLR Pump Replacement Program		37,000		37,000		37,000		17,000		
33701.0000 Sewage Pump Stn - Spare Pump						44,000				
33702.0000 Sewage Pumping Station	47,000							237,000	47,000	
33703.0000 CF - Sanitary Sewer Rehabilitation	294,154									
B0082.0000 Trunk Sewer Capacity Increase							475,000			
B0943.1060 New Plant - Mixers #1, #2 & #3 - Replacements	54,000						54,000			
B0948.1060 Old Plant - Mixers 7,8,9&10 - Replacements		40,000								
B0952.1060 Tertiary Treatment - Travelling Bridge Replacemnt					208,000	208,000	208,000			
B0953.1060 Chlorine, Alum and SBS Tank Replacements					122,000					
B1086.1060 Sludge Loading Pump Replacements					116,000					
B1296.1060 Chemical Storage Building Rehabilitation				125,000	780,000					
B1298.1060 Digester 1 Cleanout and Assessment								472,000		
B1314.0000 Flare Stack Replacement			67,000							
B1315.1060 Admin Building Transformer Replacement							300,000			
B1316.1060 Grit Removal System		360,000				1,000,000				
B1317.1060 Aeration Diffuser Piping					42,000					



Public Works // Wastewater 2024 Capital Budget - 10 Years

	2024	2025	2026	2027	2028	2029	2030	2031	2032	2033
B1325.1060 Turbo Blower Replacements									257,000	
B1326.1060 WAS Pump Replacement (Old Plant)									22,000	
B1327.1060 Flo-Dar Unit Replacements							48,000			
B1330.1060 Inlet VFD Replacements				48,000			48,000			
B1362.1060 Skid Steer			135,000							
B1384.0000 Purchase of Sewage Sampler	20,000									
Total Investment in Capital	8,420,398	1,402,000	202,000	244,000	1,268,000	1,289,000	1,320,000	736,000	326,000	
Less: Funding Sources										
Canada Community Building Fund (CCBF)					780,000		300,000	472,000		
Development Charges	20,000						311,453			
Reserves/ Reserve Funds	7,564,398							10,000		
Wastewater Rates	121,000	902,000	202,000	244,000	488,000	1,289,000	708,547	254,000	326,000	
Financing	715,000	500,000								
Total Other Funding Sources	8,420,398	1,402,000	202,000	244,000	1,268,000	1,289,000	1,320,000	736,000	326,000	

Total Wastewater Levy Impact

Town of Orangeville

Capital Projects

Project	11788.1060 CF - Inflow and Infiltrtn Stn -- Water Pollution Control Plant		
Department	Wastewater		
Version	3 Management Review 1	Year	2024

Description

Project Details

Infiltration of groundwater and inflow of stormwater to the Town's sanitary sewer collection system uses capacity in both the sewers that convey sewage to the WPCP and treatment capacity at the WPCP. By reducing infiltration and inflow, additional treatment and conveyance capacity is available that may be allocated to future development. This project will involve retaining professional services to monitor flows and conduct inspections to determine areas where repairs and/or improvements can be made to reduce inflow and infiltration into the sanitary sewer system.

Budget

	Total	2024	2025	2026	2027	2028	2029-2033
Expenditures	190,000	20,000					170,000
Funding							
Transfers from Reserve/Reserve							
Trf from RF - Wastewater	170,000						170,000
	170,000						170,000
Development Charges							
From DC RF - Sewer	20,000	20,000					
	20,000	20,000					
Funding Total	190,000	20,000					170,000

Attributes

Attribute	Value	Comment
Department	Wastewater	
Loc.Fleet.Eqpt	0000	
Budget Year	2018	
Priority	High	
Status	New Capital Project	
Project Type	Rehabilitation	
Service Life		
Approval Status	Approved	
Project Reference		
Activity	11788 CF - Inflow and Infiltrtn Stn	

Town of Orangeville

Capital Projects

Project	11788.1060 CF - Inflow and Infiltrtn Stn -- Water Pollution Control Plant		
Department	Wastewater		
Version	3 Management Review 1	Year	2024

Attributes

Attribute	Value	Comment
Strategic Plan	Future-Readiness	Due diligence
Other plans and studies		
Other plans and studies		
Procurement	Yes	
Communications	No	
Information Technology	No	



Town of Orangeville

Capital Projects

Project	26040.1060 Sludge Storage Tank Rehabilitation		
Department	Wastewater		
Version	3 Management Review 1	Year	2024

Description			
Project Details			
The fibreglass roof at sludge storage tank at the Water Pollution Control Plant is starting to show damage and will need to be repaired. This work will involve cleaning out the sludge storage tank, assessing the condition of the tank and roof, retaining a contractor to complete the repairs.			

Budget							
	Total	2024	2025	2026	2027	2028	2029-2033
Expenditures	600,000	100,000	500,000				
Funding							
External Financing							
Financing - External	600,000	100,000	500,000				
	600,000	100,000	500,000				
Funding Total	600,000	100,000	500,000				

Attributes		
Attribute	Value	Comment
Department	Wastewater	
Loc.Fleet.Eqpt	1060 Water Pollution Control Plant	
Budget Year	2023	
Priority	Medium-High	
Status	New Capital Project	
Project Type	Rehabilitation	
Service Life	50 Years	
Approval Status	Approved	
Project Reference		
Activity	B1091 <Generated>	
Strategic Plan	Future-Readiness	Due diligence
Other plans and studies		
Other plans and studies		

Town of Orangeville

Capital Projects

Project	26040.1060 Sludge Storage Tank Rehabilitation		
Department	Wastewater		
Version	3 Management Review 1	Year	2024

Attributes		
Attribute	Value	Comment
Procurement	No	
Communications	No	
Information Technology	No	

Town of Orangeville

Capital Projects

Project	33702.0000 Sewage Pumping Station - Pumpi --		
Department	Wastewater		
Version	3 Management Review 1	Year	2024

Description

Project Details

Sewage is first collected into a sewage wet well at the pump station, then pumped into the sanitary sewer. This process requires pumps, piping, valves (isolation and check) and flow meters. All parts of this process need to be replaced after a number of years of service due to the harsh environment that they are in and the product that they transfer. If any of the equipment fails, then the pump station would not be operational. Emergency measures would need to take place to keep the sewage from backing up into basements/buildings or from spilling into the natural environment. All components at the sewage pumping stations date back to construction of the facility and are reaching the end of their useful life.

Budget

	Total	2024	2025	2026	2027	2028	2029-2033
Expenditures	331,000	47,000					284,000
Funding							
Transfers from Reserve/Reserve							
Trf from RF - Wastewater	331,000	47,000					284,000
	331,000	47,000					284,000
Funding Total	331,000	47,000					284,000

Attributes

Attribute	Value	Comment
Department	Wastewater	
Loc.Fleet.Eqpt	0000	
Budget Year	2022	
Priority	Medium-High	
Status	New Capital Project	
Project Type	Replacement	
Service Life	15	
Approval Status	Approved	
Project Reference		
Activity	B1240 <Generated>	
Strategic Plan	Future-Readiness	Due diligence
Other plans and studies		
Other plans and studies		

Town of Orangeville

Capital Projects

Project	33702.0000 Sewage Pumping Station - Pumpi --		
Department	Wastewater		
Version	3 Management Review 1	Year	2024

Attributes

Attribute	Value	Comment
Procurement	No	
Communications	No	
Information Technology	No	

Gallery

Buena Vista Sewage Pump Station



Town of Orangeville

Capital Projects

Project	B0943.1060 New Plant - Mixers #1, #2 & #3 - Replacements		
Department	Wastewater		
Version	3 Management Review 1	Year	2024

Description	
Project Details	
<p>Two mixers are installed in each denitrification tank at the Water Pollution Control Plant. Each mixer has a useful life of approximately 5 years. Mixers #1, #2, and #3 were installed in 2018 and will therefore need to be replaced.</p>	

Budget							
	Total	2024	2025	2026	2027	2028	2029-2033
Expenditures	108,000	54,000					54,000
Funding							
Transfers from Reserve/Reserve							
Trf from RF - Wastewater	108,000	54,000					54,000
	108,000	54,000					54,000
Funding Total	108,000	54,000					54,000

Attributes		
Attribute	Value	Comment
Department	Wastewater	
Loc.Fleet.Eqpt	1060 Water Pollution Control Plant	
Budget Year	2023	
Priority	Medium-Low	
Status	New Capital Project	
Project Type	Replacement	
Service Life	5 Years	
Approval Status	Approved	
Project Reference		
Activity	B0943 <Generated>	
Strategic Plan	Future-Readiness	Due diligence
Other plans and studies		
Other plans and studies		

Town of Orangeville

Capital Projects

Project	B0943.1060 New Plant - Mixers #1, #2 & #3 - Replacements		
Department	Wastewater		
Version	3 Management Review 1	Year	2024

Attributes		
Attribute	Value	Comment
Procurement	No	
Communications	No	
Information Technology	No	

Town of Orangeville

Capital Projects

Project	B1384.0000 Purchase of Sewage Sampler & Associated Works		
Department	Wastewater		
Version	3 Management Review 1	Year	2024

Description	
Project Details	
<p>The project includes the purchase of one new sewage sampler for the purpose of testing discharge from targeted areas to ensure compliance with the sewer use bylaw. This project also includes the preparation of the area by constructing a concrete pad and placing an enclosure to protect and secure the sampler. The Town currently has 2 samplers that are used at 2 locations for sampling. The new purchase will be used at a specific facility and will remain at that location.</p>	

Budget							
	Total	2024	2025	2026	2027	2028	2029-2033
Expenditures	20,000	20,000					
Funding							
Transfers from Reserve/Reserve							
Trf from RF - Wastewater	20,000	20,000					
	20,000	20,000					
Funding Total	20,000	20,000					

Attributes		
Attribute	Value	Comment
Department	Wastewater	
Loc.Fleet.Eqpt	0000	
Budget Year	2024	
Priority	Very High	
Status	New Capital Project	
Project Type	New Acquisition	
Service Life	10 yrs	
Approval Status	Approved	
Project Reference		
Activity	B1384 <Generated>	
Strategic Plan	Future-Readiness	Due diligence
Other plans and studies		
Other plans and studies		

Town of Orangeville

Capital Projects

Project	B1384.0000 Purchase of Sewage Sampler & Associated Works		
Department	Wastewater		
Version	3 Management Review 1	Year	2024

Attributes		
Attribute	Value	Comment
Procurement	No	
Communications	No	
Information Technology	No	

Transportation & Development

TONY DULISSE, TRANSPORTATION & DEVELOPMENT MANAGER

Infrastructure plays a significant role in our daily lives. With a focus on providing quality infrastructure services:

The Transportation and Development Division plans and administers the Town's Transportation Network including traffic management, pedestrian crossing facilities, traffic signals, traffic planning, corridor management and permitting, transit, and other active transportation networks. T&D also provides engineering review and inspection services for new developments from infill construction to subdivision development.

The Transportation & Development division also implements and oversees climate change and sustainability initiatives as outlined in the Sustainable Neighborhood Action Plan and Corporate Climate Change Adaptation Plan. Some of these initiatives include greenhouse gas emission inventories and targets, managing the risk of flooding and erosion, and tree preservation and community tree planting programs. Also included are exploring renewable energy options for transit buses, and reporting on the progress of the Sustainable Neighborhood Action Plan and Corporate Climate Change Adaptation Plan.

The capital program is a diverse one. Initiatives include our road reconstruction and rehabilitation programs. Most importantly this work is coordinated with the newly structured Infrastructure Services Department, Public

Works Division, and Capital Works Division. These come together to effectively and efficiently plan, reconstruct, and rehabilitate our roadway assets including upgrades to our underground watermain and sanitary sewer services.

Transportation & Development manage and administer the Town's Cemetery including planning for growth and expansion.

One of the key components of the division is the management of the Town's growing transit system. Orangeville Transit consists of several key staff members that, among other responsibilities, includes the management of a fleet of four thirty-foot buses and three on demand transit buses that will be put into service in 2024. Soon, transit will be updating routes to include an On-Demand component that would see the coverage of transit expand to approximately 100% of the residents of Orangeville.

Some of the highlights of the past 12 months:

- Completion of Transit Hub at 30 Centre Street.
- Successful initiation of the "fare free transit initiative".
- Completion of the reconstruction of Centennial Road.
- Completion of the Hansen Boulevard Creek Crossing structure for the extension of Hansen Blvd.



- Continuing Council's initiative to ensure Emergency Preparedness with the inclusion of "parking prohibitions" on one side of the streets throughout the Municipality.
- Continuing with the development of the Urban Forestry Program and the planting of trees to reach municipal targets of canopy cover.
- Introduction of Climate Change initiatives, targets and measures.
- Addition of 6 new electrical vehicle charging stations.
- Various studies including Bridge and Culvert Inspection Report, Traffic Sign Retro Reflectivity Inventory, and the annual inspections of sidewalks and traffic control signals.

Staff continue to work with Wightman Telecom as they invest \$56 million in home cabling infrastructure for the Town of Orangeville. Staff provide plan reviews, corridor management approvals, underground servicing

locates, and a running line location for their cables.

Staff continue to administer and manage a number of multi-year programs. These include the emerald ash bore program, acoustic noise fence replacement, traffic signal upgrades, and street light pole/luminaire replacements.

Considerable staff time is spent coordinating and reviewing development applications. These include smaller site plans, larger more complex subdivision/condominium developments, and Committee of Adjustment Applications. Transportation and Development views this as a very important exercise to ensure that no matter what size a development is, it is fully integrated into the existing infrastructure fabric. This guarantees technical soundness and cost-effective growth. Equally important is the construction phases where staff time is spent field checking and carrying out contract administration services relating to the various developments.

Transportation & Development 2024 Operating Budget - 5 Years

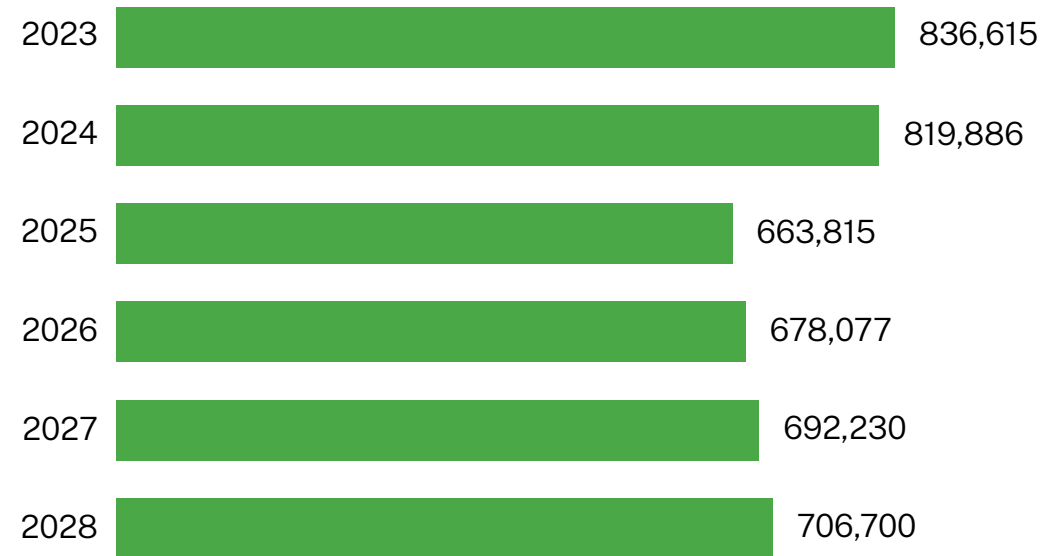
	2022 Actuals	2023 Approved Budget	2024 Proposed Budget	2024 \$ Change	2024 % Change	2025 Proposed Budget	2026 Proposed Budget	2027 Proposed Budget	2028 Proposed Budget
Transit									
User Fees	(139,976)	(24,000)	(24,000)			(203,100)	(212,000)	(221,400)	(231,271)
Other Revenues		(33,312)	(33,312)			(33,312)	(33,312)	(33,312)	(33,312)
Sub-total Revenues:	(139,976)	(57,312)	(57,312)			(236,412)	(245,312)	(254,712)	(264,583)
Compensation	51,781	54,209	43,771	(10,438)	(19.3%)	45,012	46,289	47,607	48,966
Insurance	7,853	8,796	8,137	(659)	(7.5%)	8,950	9,845	10,830	11,913
Office and Administration	2,243	4,700	4,950	250	5.3%	4,950	4,950	4,950	4,950
Public Relations, Promotions and Events		2,500	2,500			2,500	2,500	2,500	2,500
Licences and Support	2,535	84,340	87,350	3,010	3.6%	87,360	87,370	87,380	87,890
Service and Lease Agreements		166,192	77,752	(88,440)	(53.2%)	79,307	80,895	82,511	84,163
Materials and Supplies		1,500	3,000	1,500	100.0%	3,000	3,000	3,000	3,000
Maintenance and Repairs	194,104	139,250	152,014	12,764	9.2%	159,140	166,268	173,648	181,160
Outside Services	873,752	731,300	803,000	71,700	9.8%	821,390	839,882	858,478	877,182
Inter-Departmental Re-Allocations	24,227	430		(430)	(100.0%)				
Sub-total Expenses:	1,156,495	1,193,217	1,182,474	(10,743)	(0.9%)	1,211,609	1,240,999	1,270,904	1,301,724
Transfers to(from) Reserve	(340,631)	(299,290)	(305,276)	(5,986)	2.0%	(311,382)	(317,610)	(323,962)	(330,441)
Total Transfers	(340,631)	(299,290)	(305,276)	(5,986)	2.0%	(311,382)	(317,610)	(323,962)	(330,441)
Total Transportation & Development Levy Impact	675,888	836,615	819,886	(16,729)	(2.0%)	663,815	678,077	692,230	706,700



Transportation & Development 2024 Operating Budget - 5 Years

	2022 Actuals	2023 Approved Budget	2024 Proposed Budget	2024 \$ Change	2024 % Change	2025 Proposed Budget	2026 Proposed Budget	2027 Proposed Budget	2028 Proposed Budget
Total Transportation & Development Levy Impact	675,888	836,615	819,886	(16,729)	(2.0%)	663,815	678,077	692,230	706,700

5 Year Levy Impact - Operating



Material Drivers 2024-2028

	2024	2025	2026	2027	2028
Net Change Levy Impact	(16,729)	(156,071)	14,262	14,153	14,470
Reallocation					
GM & EA Compensation Reallocation	(11,593)				
Previously Endorsed					
Lease and Maintenance Costs - Enterprise	(16,845)				
Operating Impact of Capital					
Maintenance costs for Restroom facilities at Transfer Point	10,000				
Inflationary Impact					
Outside Services	15,000	15,000	15,000	15,000	15,000
Service Level Changes					
Increase in Revenue (Fare Free Transit pilot ends December 2024)		(179,100)			

Individual Drivers not exceeding \$10,000 have been excluded



Transportation & Development 2024 Capital Budget - 10 Years

	2024	2025	2026	2027	2028	2029	2030	2031	2032	2033
20 Capital Fund										
Division: 480 Transit										
35000.0000 CF -9.0 Meter Low Floor Buses	133,350									
35002.0000 CF -Transit Shelters and Bus Stop	47,414									
35003.0000 CF -Transit Security Camera	12,387									
35006.0000 CF -On-Demand Transit	71,000									
B1223.0000 Specialized Transit		312,344								
B1225.1050 Replacement of Bus 16-02		525,000								
B1341.0000 Bus Stop Equipment and Kiosks	30,000									
B1372.0000 Replacement of 2018, 30 foot bus				525,000						
B1373.0000 Replacement of 2019 30 ft bus					550,000					
B1374.0000 Purchase of Rest Room Facilities for Operators at New Transfer Point	35,000									
Total Investment in Capital	329,151	837,344		525,000	550,000					
Less: Funding Sources										
Reserves/ Reserve Funds	264,151	45,000								
Grant		229,042								
Other		25,000		25,000	25,000					
Total Other Funding Sources	264,151	299,042		25,000	25,000					
Total Transportation & Development Levy Impact	65,000	538,302		500,000	525,000					

Town of Orangeville

Capital Projects

Project	B1341.0000 Bus Stop Equipment and Kiosks		
Department	Transit		
Version	3 Management Review 1	Year	2024

Description	
Project Details	
<p>The equipment/kiosks that are installed either at bus stops or indoor hubs allow for an efficient way to interact with customers. Bus stop equipment can indicate when the next bus is approaching and kiosks can allow passengers to book rides.</p>	

Budget							
	Total	2024	2025	2026	2027	2028	2029-2033
Expenditures	30,000	30,000					
Funding							
Tax Levy							
Trf from Levy	30,000	30,000					
	30,000	30,000					
Funding Total	30,000	30,000					

Attributes		
Attribute	Value	Comment
Department	Transit	
Loc.Fleet.Eqpt	0000	
Budget Year	2023	
Priority	High	
Status	New Capital Project	
Project Type	New Acquisition	
Service Life	10	
Approval Status	Approved	
Project Reference		
Activity	B1341 <Generated>	
Strategic Plan	Future-Readiness	The Town of Orangeville can prepare itself to meet the needs of tomorrow through thoughtful policymaking and well preparedness.
Other plans and studies		

Town of Orangeville

Capital Projects

Project	B1341.0000 Bus Stop Equipment and Kiosks		
Department	Transit		
Version	3 Management Review 1	Year	2024

Attributes		
Attribute	Value	Comment
Other plans and studies		
Procurement	No	Q2/Q3
Communications	Yes	Q2/Q3
Information Technology	No	

Town of Orangeville

Capital Projects

Project	B1374.0000 Purchase of Rest Room Facilities for Operators at New Transfer Point		
Department	Transit		
Version	3 Management Review 1	Year	2024

Description	
Project Details	
<p>This project involves the purchase and installation of a mobile Odorless Antibacterial Washroom that will be used exclusively by our transit operators and will be stationed at the new Transfer Station at 30 Centre Street. The bus operators will have key to secure the facility for their use and allow passengers to use it at their discretion and on an emergency basis.</p> <p>https://niutoilet.com/product/t-box-permanent-smart-toilet/</p>	

Budget							
	Total	2024	2025	2026	2027	2028	2029-2033
Expenditures	35,000	35,000					
Funding							
Tax Levy							
Trf from Levy	35,000	35,000					
	35,000	35,000					
Funding Total	35,000	35,000					

Attributes		
Attribute	Value	Comment
Department	Transit	
Loc.Fleet.Eqpt	0000	
Budget Year	2024	
Priority	High	
Status	New Capital Project	
Project Type	New Acquisition	
Service Life	10 yrs	
Approval Status	Approved	
Project Reference		
Activity	B1374 <Generated>	
Strategic Plan	Future-Readiness	Ensure infrastructure facilities desired development.
Other plans and studies	Transit Optimization Study	
Other plans and studies		

Town of Orangeville

Capital Projects

Project	B1374.0000 Purchase of Rest Room Facilities for Operators at New Transfer Point		
Department	Transit		
Version	3 Management Review 1	Year	2024

Attributes		
Attribute	Value	Comment
Procurement	Yes	Quarter 2-2024
Communications	Yes	Q1/Q2
Information Technology	No	


Building

BRUCE EWALD, CHIEF BUILDING OFFICIAL

The mission of the Building Department is to contribute to Orangeville's economic development and protect the lives and safety of Orangeville's citizens and its visitors. This is done by providing timely and professional plan reviews and inspection services to ensure buildings and projects are built and developed in compliance with the Ontario Building Code and all applicable municipal requirements.

We achieve these goals by ensuring that our inspectors have the required legal and technical knowledge for their area of practice. Inspectors are required to pass 16 technical and legal examinations as well as maintain their certification through mandatory continuing professional development.

We are a self-funded department covering our costs through the collection of annual Building Permit Fees and the use of a reserve fund in the event of a decline in revenue. The building sector is a key driver in Orangeville's economy with construction values in 2022 of \$52,446,306 and construction values at the end of the 3rd quarter in 2023 of \$55,178,111. The increase in construction value for 2023 is due in large part to the issuance of the Avalon Long Term Care facility with a construction value of about \$35,000,000.



The Building Department has committed to a digital-first strategy to modernize and improve the services it provides to Orangeville. We are committed to implementing a new digital platform which will modernize the Building Department and also may be used across numerous Municipal Departments such as Planning and Bylaw. Stakeholders in the building industry have identified service needs, including a digital program with increased functionalities such as municipal electronic permitting and mobile inspection systems. The goal in implementing a strong and modernized digitally based suite of building resources would be to improve front-line service delivery. This is done by supporting municipal efforts to reduce building permit approval timelines, eliminate redundancies in the inspection process, and to create a more paperless environment within the department. My team has also started a permit fee review process, which we hope to introduce in early 2024.

By the numbers

Who We Serve

31,000
residents

10,000
property owners

Developers and Contractors

How We Measure

Permits issued: 156

Inspections: 887

Construction Values: \$55,178,111

Revenue: \$293,187

As at September 30, 2023

Who We Are

Manager, Building: 1

Inspectors: 2

Administrative Assistant: 0.5

Accomplishments

Maintaining a high level of service by ensuring timely reviews of submitted permit applications. We have received numerous compliments from developers and contractors regarding the timelines we have maintained for the review/issuance of permits as well as the completion of required inspections. We hope to improve our service levels through the implementation of electronic field inspection reports, permit submissions and plans review. We are also undertaking a permit fee review and hope to have these new fees introduced early in 2024.

What We Do

As part of the Infrastructure Services Department, the Building Division assists the general public, developers, and contractors with all building code inquiries. This includes issuing building permits (building, plumbing, demolition, pool enclosures, change of use) required to construct, renovate and/or alter existing or new buildings and structures. They also conduct all building and plumbing inspections.

Assist the Bylaw Department on Property Standards issues of a structural nature.

Enforcement of the Ontario Building Code Act.



Building 2024 Operating Budget - 5 Years

	2022 Actuals	2023 Approved Budget	2024 Proposed Budget	2024 \$ Change	2024 % Change	2025 Proposed Budget	2026 Proposed Budget	2027 Proposed Budget	2028 Proposed Budget
Building									
User Fees		(200)	(200)			(200)	(200)	(200)	(200)
Licences and Permits	(378,025)	(528,900)	(448,900)	80,000	(15.1%)	(503,900)	(558,900)	(583,900)	(598,900)
Sub-total Revenues:	(378,025)	(529,100)	(449,100)	80,000	(15.1%)	(504,100)	(559,100)	(584,100)	(599,100)
Compensation	394,157	501,717	515,314	13,597	2.7%	529,777	544,677	560,034	575,852
Insurance	13,626	15,261	18,538	3,277	21.5%	20,391	22,431	24,675	27,143
Professional Development and Assoc. Fees	2,458	6,500	5,800	(700)	(10.8%)	5,800	5,800	5,800	5,800
Office and Administration	5,593	7,975	12,905	4,930	61.8%	8,105	8,105	8,105	8,105
Licences and Support		270	275	5	1.9%	275	275	275	275
Service and Lease Agreements	10,638	30,228	19,872	(10,356)	(34.3%)	20,268	20,673	21,087	21,510
Programs		1,000	1,000			1,000	1,000	1,000	1,000
Safety Equipment and Clothing	176	1,400	1,425	25	1.8%	1,425	1,425	1,425	1,425
Fuel	664	350	764	414	118.3%	840	924	1,016	1,118
Maintenance and Repairs	5,660	12,007	31,488	19,481	162.2%	19,976	21,364	21,758	22,155
Professional Fees	304	500	500			500	500	500	500
Inter-Departmental Re-Allocations	53,899	54,195	54,227	32	0.1%	54,260	54,292	54,324	53,550
Sub-total Expenses:	487,175	631,403	662,108	30,705	4.9%	662,617	681,466	699,999	718,433
Transfers to(from) Reserve	(109,151)	(102,303)	(213,008)	(110,705)	108.2%	(158,517)	(122,366)	(115,899)	(119,333)
Total Transfers	(109,151)	(102,303)	(213,008)	(110,705)	108.2%	(158,517)	(122,366)	(115,899)	(119,333)

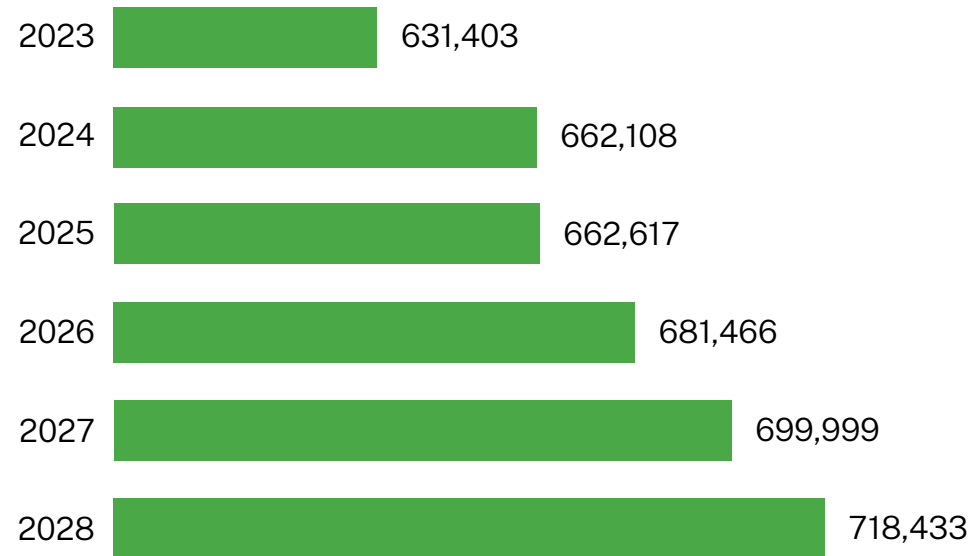
Total Building Levy Impact



Building 2024 Operating Budget - 5 Years

	2022 Actuals	2023 Approved Budget	2024 Proposed Budget	2024 \$ Change	2024 % Change	2025 Proposed Budget	2026 Proposed Budget	2027 Proposed Budget	2028 Proposed Budget
Sub-total Expenses	487,175	631,403	662,108	30,705	4.9%	662,617	681,466	699,999	718,433

5 Year Expenses - Operating



Material Drivers 2024-2028

	2024	2025	2026	2027
One-Time Items				
Equipment related to launch of City Works - iPads, Computer Screens	4,800	(4,800)		
Access to Land Manager during transition to City Works	11,300	(11,750)		
Inflationary Impact				
Building Permit Revenue	80,000	(55,000)	(55,000)	(25,000)
Salaries & Benefits	13,597	14,463	14,900	15,357
Transfer to(from) Reserve	(141,740)	54,491	36,151	6,467

Individual Drivers not exceeding \$10,000 have been excluded



10 Debt Overview

Debt Overview

Debt is one of several capital financing tools available to municipalities. When used responsibly, it can be a valuable tool to help finance long-term capital needs. Municipalities are encouraged to consider all the tools at their discretion to generate a balanced approach to financing capital expenditures. Ontario's regulatory framework for municipal borrowing helps municipalities to use debt responsibly while regulating their overall ability to borrow. Rules include that municipalities can only incur long-term debt for capital projects. They must balance their budgets in accordance with legislation and cannot borrow money over the long term to fund current operating expenses. However, a municipality may temporarily borrow money to pay for operating expenses while they are waiting to receive taxes and other revenues for the year. This framework assists municipalities by maintaining their long-term financial health while providing on-going public services.

The Annual Repayment Limit (ARL) may be summarized as the maximum allowable amount that a municipality can pay in **principal and interest payments** in a fiscal year. The ARL calculation is prescribed by Ontario Regulation 403/02 (Debt and Financial Obligation Limits) under the Municipal Act, 2001. The formula for calculating the ARL is based on the principle that annual payments relating to debt and financial obligations should not total more than 25% of own-source revenues of the municipality. Own-source revenues principally exclude revenues related to transfer payments from senior governments, revenues from other municipalities and reserve contributions. A listing of the significant revenue sources excluded from the formula is as follows:

- Grants from the Government of Ontario or Canada or other municipalities.
- Revenue received under agreement with the Government of Ontario, to repay principal and interest of long-term debt or meet the municipality's financial obligations.
- Revenue received from the sale of land.
- Contributions from a reserve, reserve fund or capital fund.
- Revenue from another municipality or school board in respect of borrowing by the municipality for exclusive purposes of the other municipality or school board.

The ARL for the Town of Orangeville as of January 1, 2023, is **\$11,942,718**.



Ministry of Municipal Affairs and Housing
777 Bay Street,
Toronto, Ontario M5G 2E5

Ministère des affaires municipales et du logement
777 rue Bay,
Toronto (Ontario) M5G 2E5

2023 ANNUAL REPAYMENT LIMIT

(UNDER ONTARIO REGULATION 403 / 02)

MMAH CODE:	43401
MUNID:	22014
MUNICIPALITY:	Orangeville T
UPPER TIER:	Dufferin Co
REPAYMENT LIMIT:	\$ 11,942,718

The repayment limit has been calculated based on data contained in the 2021 Financial Information Return, as submitted to the Ministry. This limit represents the maximum amount which the municipality had available as of December 31, 2021 to commit to payments relating to debt and financial obligation. Prior to the authorization by Council of a long term debt or financial obligation, this limit must be adjusted by the Treasurer in the prescribed manner. The limit is effective January 01, 2023

A summary of the Town's Long-term Debt Schedule is listed in **Table Debt 1.0**. This table provides projected opening balance for existing debts, projected new debts issued, projected annual principal and interest charges and projected closing balance for the Town.

The projected principal and interest payments over the 10-year horizon continue to trend below the \$11.9M ARL threshold. As the Town continues to refine its strategic guidance documents in the new term of Council, debt financing will become an integral part of its overall sustainable financial planning. Staff will be working on a debt management strategy as a component of a larger long-term financial strategy for the Town. Debt, if managed appropriately, is an equitable source of financing for long-term capital assets like roads, water, and wastewater networks. Debt financing allows for spreading out the cost of these assets over their useful lives and allows infrastructure costs to be paid not just by today's taxpayer, but by future users as well. **Table Debt 2.0** and **Debt 3.0** represent existing and new debts respectively for the 10-year horizon starting in 2024.



Table Debt 1.0: Summary of Projected Debt - 10 Year

	2024	2025	2026	2027	2028	2029	2030	2031	2032	2033
Budgeted Opening Balance	(25,172,831)	(40,905,780)	(55,249,857)	(55,107,426)	(58,545,872)	(56,017,437)	(53,535,286)	(50,980,500)	(49,201,007)	(47,368,806)
New Financing	(18,821,335)	(17,848,000)	(2,880,400)	(5,800,000)						
Budgeted Debt Principal Payments	3,088,386	3,503,633	3,004,773	2,361,554	2,528,105	2,482,150	2,554,788	1,779,493	1,832,201	1,887,761
Budgeted Debt Interest Payments	1,132,794	1,946,318	2,704,229	2,734,233	2,917,739	2,803,553	2,689,177	2,590,259	2,512,231	2,429,741
Total Debt Service Charges	4,221,180	5,449,951	5,709,002	5,095,787	5,445,844	5,285,703	5,243,965	4,369,752	4,344,432	4,317,502
Receipts from BIA	(89,812)	(90,115)	(90,115)	(90,115)	(90,115)	(48,592)	(33,030)	(33,030)	(33,030)	
Net Town's Debt Service Charge	4,131,368	5,359,836	5,618,887	5,005,672	5,355,729	5,237,111	5,210,935	4,336,722	4,311,402	4,317,502
Budgeted Ending Balance	(40,905,780)	(55,250,147)	(55,125,484)	(58,545,872)	(56,017,767)	(53,535,287)	(50,980,498)	(49,201,007)	(47,368,806)	(45,481,045)

Table Debt 2.0: Summary of Projected Debt - 10 Year


	2024	2025	2026	2027	2028	2029	2030	2031	2032	2033
Budgeted Opening Balance										
00572 Debt - Alder St Rec Ctr	(836,117)	(424,945)								
00573 Debt - Humber College Lands	(437,595)	(245,521)	(49,634)							
00574 Debt - Police Station	(519,597)	(293,178)	(59,316)							
00575 Debt - Westdale Improvement Are	(777,226)	(519,397)	(252,441)							
00576 Debt - Transportation Projects	(961,296)	(652,231)	(332,048)							
00577 Debt - 120 Diane Dr	(432,229)	(351,952)	(268,689)	(182,406)	(92,890)					
00580 Debt - BIA 89 Broadway	(261,994)	(215,907)	(168,194)	(118,917)	(68,029)	(15,467)				
00581 Debt - 29 First Ave	(99,652)	(90,859)	(82,066)	(73,273)	(64,480)	(55,687)	(46,894)	(38,101)	(29,308)	(20,515)
00582 Debt - BIA 82 Broadway	(464,293)	(438,251)	(410,748)	(381,952)	(351,739)	(320,091)	(286,914)	(251,982)	(215,345)	(176,969)
00584 Debt - Real Term Energy Corp -	(355,317)	(227,348)	(85,374)							
00586 Debt - WPCP Expansion	(14,910,537)	(14,183,194)	(13,455,851)	(12,728,508)	(12,001,165)	(11,273,822)	(10,546,479)	(9,819,136)	(9,091,793)	(8,364,450)
00590 Debt - Pumper/Tanker Truck	(116,978)	(116,978)	(116,978)	(116,978)	(116,978)	(116,978)	(116,978)	(116,978)	(116,978)	(116,978)
00591 Debt - Police Severance	(5,000,000)	(4,388,068)	(3,744,829)	(3,068,680)	(2,357,938)	(1,610,833)	(825,505)			
00679 Debt -For Budget Purposes Only		(18,757,951)	(36,223,689)	(38,436,712)	(43,492,653)	(42,624,559)	(41,712,516)	(40,754,303)	(39,747,583)	(38,689,894)
Total Budgeted Opening Balance	(25,172,831)	(40,905,780)	(55,249,857)	(55,107,426)	(58,545,872)	(56,017,437)	(53,535,286)	(50,980,500)	(49,201,007)	(47,368,806)

Table Debt 3.0: New Debt as of Jan 1, 2024 / Projected New Debts by Project

	2024	2025	2026	2027	2028	2029	2030	2031	2032	2033
Financing										
340 Parks										
24060.2560 CF - Rotary Park Redevelopment	1,000,000									
380 Facilities										
B0965.1200 Alder Parking Lot Asphalt Replacement		1,750,000								
B1163.1210 Tony Rose Facility Upgrades			2,000,000							
440 Fire										
21009.4206 Rplcmnt of Fire Dept Ladder Truck	550,000									
21104.0000 CF - Fire Station	10,580,235	8,500,000								
460 Public Works										
31116.0000 CF - Recon Church St	649,200									
31119.0000 CF - Recon - Victoria St - Ont to J	874,000									
31120.0000 CF - Recon - Ontario St. Vic to Pri	376,000									
31121.0000 CF - Recon - Cardwell St, Princess to Townline	689,000									
31123.0000 CF - Recon - Dufferin St, John to Ontario		1,752,000								
B1278.0000 Reconstruction of Dufferin Street			880,400							
620 Water										
33099.0000 CF - Well Treatment - GUDI Upg	3,387,900									
B0078.0000 Well 6 and 11 Treatment Analysis		1,556,000								
B0925.0000 Elevated Water Storage Facility					5,800,000					
B0927.0000 Well 9A & 9B Treatment Upgrades		2,750,000								
B1293.0000 Watermain and Valve Replacement		1,040,000								
630 Wastewater										
20419.1060 CF - Detritor Centre Unit Repl - WPCP	615,000									
26040.1060 Sludge Storage Tank Rehabilitation	100,000	500,000								
Total Financing	18,821,335	17,848,000	2,880,400	5,800,000						



11 Reserves Overview



Reserves Overview

Council establishes Reserves and Reserve Funds to assist with long term financial stability and financial planning. By maintaining reserves, the Town can accumulate funds for future or contingent liabilities – a key component of sound long-term financial planning practices. They also provide a cushion to absorb unexpected shifts in revenues and expenditures, fund one-time expenditure requirements, and minimize fluctuations in taxes caused by cyclical conditions. Credit rating agencies consider municipalities with higher reserves to be more advanced in their financial planning. Reserves are allocated at the discretion of Council, often as part of an overall strategy for funding programs or projects; Reserve Funds are segregated and restricted for a specific purpose. In a municipality, a distinction is further made between Obligatory and Discretionary reserve funds.

Reserves are an allocation of accumulated net revenue. They are not associated with any specific asset. A reserve is generally used to mitigate the impact of fluctuations in operating costs and revenues. Reserves do not earn interest. Examples of reserves currently used to mitigate budgetary fluctuations include Reserve for Winter Control, Reserve for Rate Stabilization, and the Reserve for General Insurance.

Reserve Funds are segregated and restricted to meet a specific purpose. They represent monies set aside either by a by-law of the municipality or through provincial legislation. Interest earned on reserve funds must be allocated to the specific reserve fund that earned it. Reserve Funds are further segregated as follows:

Obligatory Reserve Funds are created whenever a provincial statute requires revenue received for special purposes to be segregated from the general revenues of the municipality. Obligatory reserve funds can only be used for their prescribed purpose. Examples include Development Charges, Building Permit, Canada Community Building Fund (CCBF), Provincial Gas Tax and Payment-in-Lieu of Parkland.

Discretionary Reserve Funds are established, based on Council direction, to finance future expenditures for which the Town has the authority to spend money or to provide for a specific contingent liability. Several Discretionary Reserve Funds have been established to assist in funding long term programs. Some of these Discretionary Reserve Funds established for the Town include General Capital, Fleet and Equipment, Information

Systems and Parks and Recreation. Some asset categories will have both Obligatory Reserve Funds (DCs) and Discretionary Reserve Funds (ex. Water and Wastewater).

The effective use and management of reserves and reserve funds is a component of a long-term financial strategy and continued long-term financial sustainability. Table Reserves 1.0 represents the Town's 10-year projections for Obligatory Reserve Funds, Discretionary Reserve, Reserves, and Water/ Wastewater Reserves. Overall, the Town manages to maintain a sustainable reserves level for the 10-year outlook.

The Town of Orangeville's Asset Management Program for core infrastructures assumes that existing assets will be replaced when at the optimal time. The total replacement value of the Town's Roads, Bridges, Culverts, Water, and Wastewater assets is **\$967.5million (2022)**. The funding shortfall according to the Town's 2022 asset management plan for core infrastructure assets is **\$4.90 million**. This funding shortfall suggests that current budget levels are insufficient to sustain the asset portfolio in the long-term. To close this funding gap, the Town has commenced a program to gradually increase annual capital levy transfers by 2% annually.

A traditional reliance upon alternate sources of funding, to reduce the impact on the tax levy and water/wastewater rates, has generated necessity for municipalities across Ontario to perform strategic, long-term financial planning to ensure adequate reserve levels for future capital requirements. The 2024 Work Program will consider the establishment of a Reserve Fund Strategy and a comprehensive review of the Town's Reserve and Reserve Funds By-Law, as a step towards developing a long-term financial strategy.

Legislative Impacts

The introduction of various forms of legislation to help "build more homes, faster" may have a devastating impact on the ability of municipalities to close infrastructure funding gaps. Of the many fundamental changes to current municipal operations proposed, the most concerning is that the deviation from the longstanding concept of growth paying for growth in Ontario. The extensive Development Charge exemptions being introduced will place the cost of new development on the existing tax base. Based on the Town's 2019 Development Charges studies, close to 92% or \$40M in development charges revenue have been projected to be recoverable from Residential development. In recent years of slow growth, the Town has collected less than 10% of DC projected revenues since the 2019 background study was completed. While it is still premature to determine the overall impact of Bill 23 and other forms of legislation, the 2024 DC Background study will help generate greater clarity into how much the funding gap could widen through these legislative changes.

Table Reserves 1.0

	2024	2025	2026	2027	2028	2029	2030	2031	2032	2033
Obligatory Reserves										
Development charges	9,574,636	9,065,524	3,570,008	4,346,443	7,514,437	11,597,041	15,145,353	19,417,295	23,774,678	24,250,172
Other Obligatory Reserves	6,229,927	3,339,177	3,184,844	3,941,166	4,202,962	7,071,630	4,804,839	5,539,164	6,148,317	8,289,427
Total Obligatory Reserves	15,804,563	12,404,701	6,754,852	8,287,609	11,717,399	18,668,671	19,950,192	24,956,459	29,922,995	32,539,599
Discretionary Reserves										
General Capital	4,672,109	1,868,877	108,688	455,235	94,001	640,311	1,072,577	2,772,801	2,469,258	2,481,392
Fleet and Equipment	475,796	116,159	216,140	473,499	921,887	1,391,872	1,827,082	2,310,956	2,156,255	2,527,077
Parks & Recreation	124,516	182,446	131,374	173,630	101,574	102,945	92,103	90,224	87,798	88,893
Winter Control	709,599	627,892	702,892	375,892	450,892	525,892	600,892	675,892	632,142	707,142
Information Systems	656,172	568,805	662,893	797,884	853,524	901,446	940,240	996,014	1,039,202	1,033,202
Rate Stabilization	1,203,127	1,564,127	1,950,127	2,306,127	2,667,127	2,863,127	3,044,127	3,210,127	3,361,127	3,361,127
General Insurance	1,492,341	1,492,341	1,492,341	1,492,341	1,492,341	1,492,341	1,492,341	1,492,341	1,492,341	1,492,341
Other Discretionary Reserves	2,012,081	2,121,021	1,961,226	2,067,043	1,955,784	2,094,192	1,944,742	2,049,502	2,153,127	1,883,342
Total Discretionary Reserves	11,345,741	8,541,668	7,225,681	8,141,651	8,537,130	10,012,126	11,014,104	13,597,857	13,391,250	13,574,516
Water/ Wastewater Reserves										
Water	(1,856,492)	(3,497,173)	(4,719,369)	(4,433,876)	(4,531,504)	(4,049,192)	(3,477,376)	(2,415,743)	(1,841,858)	(395,615)
Wastewater	997,432	(610,977)	(502,581)	(533,766)	9,588	(136,456)	86,697	1,359,351	1,823,608	3,390,080
Total Water/ Wastewater Reserves	(859,060)	(4,108,150)	(5,221,950)	(4,967,642)	(4,521,916)	(4,185,648)	(3,390,679)	(1,056,392)	(18,250)	2,994,465
Total	26,291,244	16,838,219	8,758,583	11,461,618	15,732,613	24,495,149	27,573,617	37,497,924	43,295,995	49,108,580



The process of assembling a consolidated multi-year budget requires significant effort and co-ordination across the organization. We thank everyone involved in the process for their hard work and due diligence. We would like to thank our global management team for their continuous support and input in making the Budget 2024 a success. Our sincerest gratitude is further extended to our senior leadership team for providing guidance on crucial decision points. And finally, on behalf of Council and Staff we thank our Core Budget Team comprised of **Mandip Jhajj**, CPA, CGA, **Rebecca Medeiros**, CPA, CA, and **Rocky Kaura** for their resourcefulness and dedication.

ORANGEVILLE.CA